
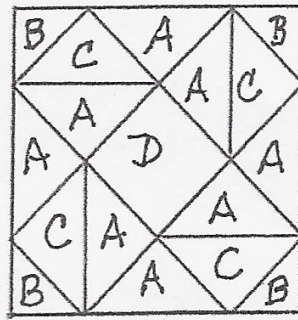



Block of the month

December 2023

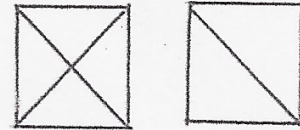
"Mill Wheel"

Holiday print & white



White: A : cut two 7 1/4 inches ; cut diagonally twice
B : cut two 3 7/8 inches ; cut diagonally

Print: C : cut one 7 1/4 inches ; cut diagonally twice
D : cut one 4 3/4 inches



Sew C to A to make 4 squares; Sew B to C part of squares
Sew A's to either side of two CA squares ; Sew remaining squares to 2 sides of D
Sew rows together as in diagram ! Happy Holidays !

January fat quarters: lavender, purple, white, purple print