




# THE CORSAR

*IPMS Phoenix / Craig Hewitt Chapter*



## Corsair Stop Press Dates 2022

<b>January</b>	<b>23rd</b>
February	20th
March	20th
April	24th
May	22nd
June	26th
July	24th
August	21st
September	25th
October	23rd
November	20th
December	18th

## THIS ISSUE

2021 award winners.....	2
White Elephant Pictures.....	3
Henschel HS126B-1 Book .....	6
Ki-44-II-Otsu M. Rossmann.....	8
Club Contest Themes.....	13
Editors Corner.....	14
Club Meeting Calendar.....	17
Raffle Update & Upcoming Events.....	18
Website References .....	19

## 2021 Trophy Winners



Ryan Pabis  
Junior Modeler of the year



John Carrol  
Golden Corsair(Member of the year)



Bill Dunkle  
Lifetime Member

Craig Brown  
Senior Modeler of the year



Dekker Zimmerman  
Rookie of The year



# White Elephant Gift exchange



The table was packed with 97 gifts



Pat Checked it twice



The first pick and we are off to the races



John made at least 14 trips to the table



## Fees are due this year

As we were well aware last year was a bit of an abnormality. We deemed everyone who was in good standing would not have to pay club fees for the whole of 2021. Well it is now a new, and hopefully better year, so it is time to start collecting club dues again.

Some of you have already paid and I keep a record of all paid fees so if you are in any doubt email me and I will tell you if you need to pay fees this year.

The easiest way to pay is bring your dues along to the monthly meeting and pay direct to Bill Dunkle. Fees are \$12 for an individual and \$15 for a family membership.

If you can't make meetings you can email bill using his email address which is [bdunkle@msn.com](mailto:bdunkle@msn.com) Bill will then tell you how to get a cheque to him.

The club is not set up to do online or credit card payments.

I will send out a couple of reminders but if you have not paid sometime during the first quarter you will be in danger of no longer being in good standing and will lose all of the club benefits listed on the next page.

With 130 members on the books I am hoping that we do not have to withdraw membership privileges from anyone which is why I am writing this article.

Any questions please feel free to email me at [lyngorton@hotmail.com](mailto:lyngorton@hotmail.com)

## What you get for \$1 a month

# Membership

**For only \$1 a month you get all of this**

- . Monthly club newsletter**
- . Discounted club T-shirts**
- . Modelzona**
- . Monthly Raffle Prizes**
- . Monthly contest awards**
- . Annual club Christmas party**
- . And more**



MMP Books Henschel HS126B-1  
Keenan Chittester

Title: Single No. 24 – Henschel HS126B-1  
Reviewer: Keenan Chittester  
IPMS #: 37021  
Product/Stock # Single 24  
ISBN: 978-83-66549-16-6  
Company Info: MMP Books  
Company Website Title: MMP Books  
Company Website URL: <http://mmpbooks.biz>  
Provided by Title: MMP Books  
Provided by URL: <http://mmpbooks.biz/ksiazki/499>

MMP Books continues to crank out useful publications for modelers. Single No. 24 is dedicated to the Henschel Hs126B-1, a widely used reconnaissance aircraft of the Luftwaffe during World War II. Upon opening the A-4 format book, you are immediately greeted with 5 pages of line drawings in both 1/72 and 1/48 scale. What follows after that is a mixture of pictures of the aircraft in service and drawings from technical manuals. The pictures are generally large and clear and provide detail as well as overall shots. The text in the book is limited to captions for the various pictures.

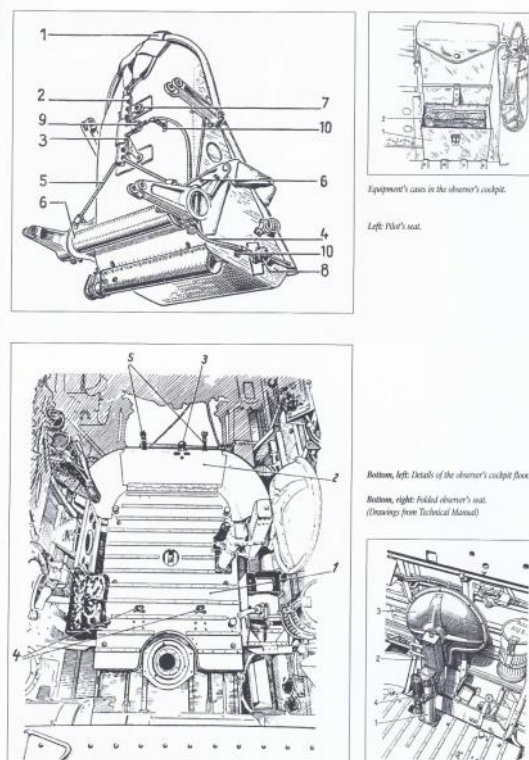


Hs 126B-1 (from unknown unit, probably France, summer 1940). (J. Renaud coll.)



Hs 126B-1 in flight, note the hand camera in use. (Stratton coll.)

6



17

There is only one color profile provided for a Russian front aircraft with a temporary camouflage of white over the usual 70/71/65 paint. Both sides of the aircraft are portrayed as well as the top and bottom. There is also a large color print of the instrument panel and three good color photos of a BMW 132 engine evidently on display at an unnamed museum.

MMP Books Henschel HS126B-1  
Keenan Chittester

The technical drawings of the cockpit and observers position should prove very useful for the modeler, as will many of the detail pictures. One picture that I found particularly interesting was of the bomb aiming lines on the fuselage sides beneath the cockpit. There is also a very clear photo of the observer posing with his MG15 gun position. I will definitely be referring to this book multiple times when I get around to building that ICM 1/48 kit in my stash.

If you are looking for a reasonably priced book with detailed pictures of the Hs126, then this is worth checking out. I would recommend this title to any modeler interested in the subject matter. It is not an historical account of the aircraft, but is definitely produced with the modeler in mind. Many thanks to MMP Books for the opportunity to review this book.

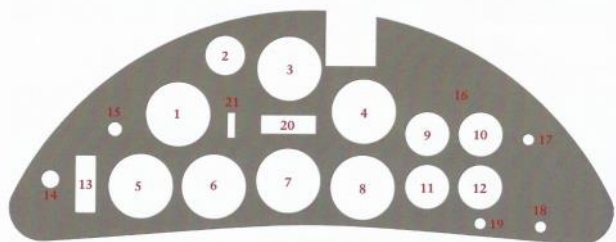
Hs 126B-1, 6K-EH, 1./HJ/25, Russia 1941/42. Winter camouflage, pattern RLM 70/71 painted over with washable white paint. White paint partially removed on the upper wing surfaces, forming a pattern of green blotches over a white background. Yellow lower engine cowling and wingtips. Note overstrut cross on lower wing surfaces. AC fitted with armour plates below the cockpit, exhaust flame damper and tropicalised oil cooler.



Henschel Hs 126 B-1 instrument panel.  
Drawing Dariusz Karnas.



21 Krzysztof Winiowski



1. Variometer (Variometer Statoskopisch, FI 22381);
2. Board clock
3. Course selector (Kursgeber Lsg. 2c, FI 23390);
4. Tachometer (Drehzahlmesser, FI 20227)
5. Altimeter (Festo-Ges. Höhenmesser, FI 22319)
6. Airspeed indicator (Fahrtmesser, FI 22330)
7. Turn and bank indicator (Wendzeiger, FI 22402);
8. Boost pressure indicator (Ladendruckmesser, FI 20550);
9. Propeller pitch indicator (Stellungsanzeiger für Luftschraube, FI 18503-2);
10. Doubled fuel and oil pressure gauge (Doppeldruckmesser, FI 20512-2);
11. Oil temperature gauge (Öltemperaturanzeiger, FI 20543);
12. Fuel contents gauge (Kraftstoff-Vorratsanzeiger, FI 20723);
13. Ignition switch for magnetos panel (Zündschalter, FI 21121-2);
14. Engine starter switch (Netzschalter, FI 32315-2);
15. Left FN Browning handle
16. Right FN Browning handle
17. Canopy drop-off handle;
18. Bomb release handle;
19. Low fuel warning lamp;
20. Course indicator (Kurszeiger, FI 22562);
21. Pilot tube heating indicator (Schauszichten für die Staubscheibeheizung, FI 32525-3)

## **“B-29 Hunter - Ki-44-II-Otsu” “47<sup>th</sup> Sentai - 1/48 Hasegawa”**

By "Mark L. Rossmann"

### History:

Nakajima Type 2 heavy fighter, the Ki-44 Shoki, was developed from the 1939 Air Headquarters (Koko Hombu) requirement for a different type of fighter. In all previous requirements; responsiveness, classic dog-fighting as in WWI, and agility were utmost, however, this requirement was for rate-of-climb, speed, and ability to withstand battle damage. Initial trials against the Zero saw it totally fail, and only equaled the performance of the Ki-27 and Ki-43.

Many changes were made, including a set of Ki-43 like "butterfly" combat flaps fitted for improved maneuverability, aerodynamic changes especially to the engine housing, the aircraft was finally production ready, with only 40 Ki-44-I's built before the -II Otsu commenced production. The Otsu was the best of the series with top speed of 376 mph at 17,060 feet with ascent to 16,000 feet in 4 minutes 17 seconds, armed with 4 machine guns. The -III Hei only had a few built before suspension in late 1944 in order to build the Ki-84.

With high wing loading, this created fast speeds for landing and tricky handling, it was thought fighter pilots with over 1,000 hours of flight time in their log books should only fly it. This caution was found to be un-needed and by late war it was decided relatively inexperienced pilots could handle it.

Pilot opinion was subjective, those that flew the nimble Ki-27 and Ki-43 disliked it intensely, as it lacked maneuverability and for its highspeed landing. However, it was respected for its outstanding dive characteristics, rapid roll rate and an excellent gun platform, consisting of a pair of 7.7 mm (.303 in) and a pair of 12.7 mm (.50 in) machine guns. Later, the "IIC" had a single 20 mm cannon replacing the wing mounted machine gun, limited numbers of aircraft had devastating 40 mm mounts. Those willing to accept the planes characteristics and to exploit them were far and few between.

Limited success was partly due to only 1227 variants of this type being produced, which was 9% of the single engine JAAF aircraft produced during the war. It was deployed mostly in China, also in Burma, East Indies, and the Philippines. The Ki-44 (Ki for "kitai" which is airframe type number) Shokai ("The Demon Queller", a Taoist temple deity traditionally regarded as a vanquisher of ghosts and evil beings), or named by the allies as "Tojo", is mostly known for its Homeland Defense deployment against the B-29.





## “B-29 Hunter - Ki-44-II-Otsu” “47<sup>th</sup> Sentai - 1/48 Hasegawa”

By "Mark L. Rossmann"

### The 47<sup>th</sup> Chutai:

Nine aircraft were received by an experimental unit, *47th Chutai "Kawasemi Buntai"* ("Kingfisher Flight, 47th Squadron"), commanded by Major Toshio Sakagawa at Saigon Indochina in early September 1941. As a result of the "Doolittle Raid", having laid bare the lack of a Home Defense lead by the 244<sup>th</sup> with obsolete Ki-27's, the wake-up call ordered the 47<sup>th</sup> Chutai to return to Japan, on April 25<sup>th</sup> 1942 they did. The 47<sup>th</sup> was assigned to the 10<sup>th</sup> Air Division and rated as the "best" with many skilled pilots, even though the 244<sup>th</sup> gained most of the limelight.



In October 1943, the 47<sup>th</sup> worked its way into "Sentai" status at Choufu Air base. Its tail emblem was a stylized version of the number 47 with each Chutai(squadron) displaying in its own colors, for this model, yellow for the 3<sup>rd</sup> Chutai. 47<sup>th</sup> Sentai. It disbanded at the end of the war at Ozuki, Yamaguchi Prefecture then operating the Ki-84.

## "B-29 Hunter - Ki-44-II-Otsu" "47<sup>th</sup> Sentai - 1/48 Hasegawa"

By "Mark L. Rossmann"

November 1, 1944 the 47<sup>th</sup> saw its first B-29 homeland action when a F-13 photo-recon, variant of the B-29, from the 3<sup>rd</sup> Photographic group came in at 32,000 ft to map the Kanto plain. At 1300 hours the 47<sup>th</sup> scrambled available Tojo's and began their long climb toward the bombers. Leading was Capt. Jun Shimizu, the 1<sup>st</sup> Chutai commander, as the formation reached 27,000 ft the planes began wallowing and started stalling, some pilots dropped their nose to climb at a shallower angle. Shimizu and his wingman Lt. Matsuzaki got within 3000 ft of the plane, struggling to keep their planes controlled, fired short bursts with no hits.

The IIc version were armed with heavy cannon, using caseless ammunition with a low muzzle velocity was effective in close attacks against B-29s. Using the IIc, there was a special *kamikaze* unit, (a company of four aircraft minimum) of the 47th Sentai, which specialized in bomber collision tactics, the *Shinten* unit ("*Shinten Seiku Tai*") (Sky Shadow) 47th *Sentai* (Air Regiment) based at Narimasu airfield), during the defense of Tokyo.



## **“B-29 Hunter - Ki-44-II-Otsu” “47<sup>th</sup> Sentai - 1/48 Hasegawa”**

By "Mark L. Rossmann"

On Feb 10<sup>th</sup> 1945, a mission to Ota, the 47<sup>th</sup> Sentai intercepted. 1<sup>st</sup> Lt. Heikichi Yoshizawa flew inverted straight at the formation, then rolled upright then flashing barely 30ft above the Superforts, he slammed into one of them and was instantly killed. That morning he had pinned a small doll to his flying suit for good luck, telling his wing man 2nd Lt. Ryozo Ban, "Follow me today!" Ban replied "Yes sir, Yes sir I will, I will follow you to heaven or hell!" Ban was hit by defensive fire and had to make an emergency landing at Shimodate airfield. Yoshizawa is recorded as the leading B-29 ace of the 47<sup>th</sup> with 4 B-29's destroyed. Not all his kills were in the Ki-44.

By March of 1945, P-51 "Sundowner" units were escorting the B-29's, JAAF units were ordered not to engage U.S. escorts, to go after the bombers and to save themselves for the final defense, this also saw the 47<sup>th</sup> transitioning to the Ki-84.

Ki-44 was used on the eve of WWII in Indochina, a heavily armed fighter suited for attacking the heavy bombers, something the Luftwaffe resurrected near in the end of their "Defense of the Reich". The "Tojo" was never destined to become a great fighter, or the mount of great aces, those who did make their mark in this aircraft did so by ramming B-29's at high altitudes or stalking them at low altitudes with the deadly 40mm cannon. Not what was envisioned in the original "Koko Hombu" requirement.





## **“B-29 Hunter - Ki-44-II-Otsu” “47<sup>th</sup> Sentai - 1/48 Hasegawa”**

By "Mark L. Rossmann"

### Model:

Kit: Hasegawa 1/48 Ki44-II (JT37)

Decals: AeroMaster 48-170 "Tojo Collection PT. II".

Aircraft: This depicts aircraft #60, a Ki 44 Shoki II "Otsu" of the 47<sup>th</sup> Sentai, 3rd Chutai in Oct 1944, based at Chobu airbase. Pilot; Capt. Hatano 3rd Chutai leader.

Only draw-back on the kit, it came with the scope site which protruded through the front windshield. Later built planes came with the optic site, which this particular plane has. Used "Formula 560" canopy glue to fill in the hole, would have been nice if optional site and windshield were available in kit.

### Paint:

Tamiya TS-17 Aluminum spray

Testers Flat white spray for the Hinomaru's areas.

Tamiya TS-29 Semi-gloss black for glare panel.

Tamiya TS-47 Chrome Yellow spray for the leading wing edges.

Tamiya AS-29 Grey Green (IJN) for the fabric areas.

Propeller is Model Color 70486 Mahogany Brown

### Final Note:

In reference #2, last page shows a picture of a Ki-44 on display at Wright-Patterson AFB. This last surviving "Tojo" was scrapped, there are no intact examples of this aircraft type left in the world. Another source says a wing center section is preserved at the Northwestern Polytechnical University Aviation Museum, at Xi'an China.

### References:

Osprey Aviation Elite #5 – B-29 Hunters of the JAAF, by Koji Takaki and Henry Sakaida,

Osprey Aircraft of the Aces #100 – Ki-44 "Tojo" Aces of World War 2", by Nicholas Millman.

Osprey Aircraft of the Aces #13 – Japanese Army Airforce Aces of World War 2", by Henry Sakaida.

Rand McNally World War II Airplanes Vol. 2 by Enzo Angelucci and Paolo Matricard.

AeroMaster 48-170, "Tojo Collection PT. II".

Hasegawa Instruction Sheet

Respectfully,  
Mark L. Rossmann

# *2022 Club Contest Themes*

## *2022 Club Contest Themes*

January: TBA

February: TBA

March: TBA

April: TBA

May: TBA

June: TBA

July: TBA

August: TBA

September: TBA

October: TBA

November: TBA

**December: "White Elephant"**

**Note there will be no competition due to the White Elephant but displays are welcome**



# EDITORS CORNER

## BY LYN GORTON

There is a new model magazine that has just started publication and is receiving some rave reviews. I have put a link on the useful links page. It is a digital magazine and you can subscribe and download from the website. It was launched at the IPMS (UK) show in Telford last year and has been getting some good reviews ever since.

Go and check it out



A show coming up for all helicopter enthusiasts. Get all the details from the webpage.

*Thanks to Nick Mertes for the heads up*

A dozen types of military helicopters will be on display outdoors at the museum on Saturday, Jan. 15. Find out about "vertical flight" concepts from the Korean War era to the present day. Also, enjoy a special "Speaker Series" presentation on Close Air Support at 1:00PM. Both activities FREE with museum admission!

Get tickets at <https://www.azcaf.org/visit-us/buy-tickets/>





# EDITORS CORNER

## BY LYN GORTON

### DSC is Back

After missing a couple of year We can now look forward to the resumption of a Live Desert Scale Classic Which is the premier model car show in Arizona and possibly the whole South West.

Desert Scale Classic 18 will take place on Saturday April 23rd (Saint Georges Day) at  
The Fellowship Center  
North Phoenix Baptist Church  
5757 North Central Avenue  
Phoenix  
AZ 850  
SE Corner of Bethany Home Road and Central Avenue

Mark your Calendars and get ready to go live to a great show

# Membership

**For only \$1 a month you get all of this**

- . Monthly club newsletter**
- . Discounted club T-shirts**
- . Modelzona**
- . Monthly Raffle Prizes**
- . Monthly contest awards**
- . Annual club Christmas party**
- . And more**

**Remember that you have to be a member **in good standing** to enter and win competitions, get a copy of the monthly newsletter sent directly to your email, and vote for anything that the club brings to the table.**

**So Make sure to see Treasurer, “Bill Dunkle”, at the club meeting to sign up for membership**

**2022 CLUB MEETING CALENDAR**

All meetings held at American Legion Post #1, 364 N. 7th Ave., Phoenix, AZ 85003

**JANUARY 2022**Tuesday 4th, 7pm  
Seminar/Speaker:**JULY 2022**Tuesday 5th, 7pm  
Seminar/Speaker:**FEBRUARY 2022**Tuesday 1st 7pm  
Seminar/Speaker:**AUGUST 2022**Tuesday 2nd, 7pm  
Event : **Club Swapmeet****MARCH 2022**Tuesday 1st, 7pm  
Seminar/Speaker:**SEPTEMBER 2022**Tuesday 6th, 7pm  
Seminar/Speaker:**APRIL 2022**Tuesday 5th 7pm  
Seminar/Speaker:**OCTOBER 2022**Tuesday 4th, 7pm  
Seminar/Speaker:**MAY 2022**Tuesday 2nd, 7pm  
Seminar/Speaker:**NOVEMBER 2022**Tuesday 1st 7pm  
Seminar/Speaker:**JUNE 2022**Tuesday 7th 7pm  
Seminar/Speaker:**DECEMBER 2022**Tuesday 6th, 7pm  
Event: **White Elephant**





## January Raffle

Tickets are \$1 or six for \$5.

- Item A: Trumpeter 1/350 USS The Sullivans DD-537
- Item B: Glencoe 1/6 Explorer I
- Item C: Italeri 1/72 MH-47E SOA Chinook Helicopter
- Item D: Tamiya 1/35 Sd.Kfz.222 Leichter Panzerspahwagen (4x4) with upgrades
- Item E: Revell 1/48 Skyraider AD-5 (A-1E)
- Item F: Hasegawa 1/72 F-14A Tomcat "Early Version"
- Item G: Revell 1/25 '68 Corvette Roadster 2 'n 1
- Item H: New Item from Hobby Depot

## UPCOMING EVENTS

April 23rd—Desert Scale Classic

## IPMS Phoenix / Craig Hewitt Chapter

### 2022 Chapter Officers

The club meets at 7pm on the first Tuesday of each month at the American Legion Post #1 in Phoenix. Check the club website at [www.ipms-phoenix.com](http://www.ipms-phoenix.com) for more meeting info.

#### **American Legion Post #1**

364 N. 7th Ave.  
Phoenix, AZ 85003

The post is located South of I-10 just a few blocks North of Van Buren. Look for the huge American flag.

President.....	Dick Christ.....	<a href="http://www.ipms-phoenix.com/">http://www.ipms-phoenix.com/</a>
Vice President.....	Kevin Henthorn.....	<a href="http://www.ipms-phoenix.com/">http://www.ipms-phoenix.com/</a>
Secretary .....	John Carroll .....	<a href="http://www.ipms-phoenix.com/">http://www.ipms-phoenix.com/</a>
Treasurer .....	Bill Dunkle.....	<a href="http://www.ipms-phoenix.com/">http://www.ipms-phoenix.com/</a>
Member At Large.....	Tim Bongard.....	<a href="http://www.ipms-phoenix.com/">http://www.ipms-phoenix.com/</a>
Membership Chair.....	Lyn Gorton.....	<a href="http://www.ipms-phoenix.com/">http://www.ipms-phoenix.com/</a>
Webmaster.....	Tim Bongard.....	<a href="http://www.ipms-phoenix.com/">http://www.ipms-phoenix.com/</a>
Newsletter Editor .....	Lyn Gorton .....	<a href="mailto:lyngorton@hotmail.com">lyngorton@hotmail.com</a>

## Useful Links

Bjorn Jacobsen—Aircraft Dioramas	<a href="http://www.dioramas-and-models.com">www.dioramas-and-models.com</a>
Plasmo—good visual instructions on “You Tube”	just search for plasmo
Kittyhawk replacement parts	<a href="mailto:Sophialynn@gmail.com">Sophialynn@gmail.com</a>
Trumpeter replacement parts	<a href="mailto:Joanna@trumpeter-china.com">Joanna@trumpeter-china.com</a>
Special Hobby	<a href="http://www.specialhobby.Ev/contact">www.specialhobby.Ev/contact</a>
Tamiya—US	<a href="mailto:support@Tamiya.com">support@Tamiya.com</a>
MRCsupport@modelrectifier.com	
Rivet detail and schematic drawings	<a href="http://www.airwar.ru">www.airwar.ru</a>
Fine Scale modeling techniques	<a href="http://paulbudzik.com">http://paulbudzik.com</a>
“How to “Videos	<a href="http://Youtube.com/Andyshobbyheadquarters">Youtube.com/Andyshobbyheadquarters</a>
Online magazine for all things avionic	<a href="http://www.wingleadermagazine.co.uk">www.wingleadermagazine.co.uk</a>
Sky Harbor Informational site	<a href="http://www.visitingphx.com/index.html">http://www.visitingphx.com/index.html</a>
Military Colors And Camouflage	<a href="http://www.theworldwars.net/resources/">http://www.theworldwars.net/resources/</a>
Info on Aircraft Tyres	<a href="https://www.jupitor.co.jp/pdf/michelin_aircraft.pdf">https://www.jupitor.co.jp/pdf/michelin_aircraft.pdf</a>
Spare parts for Airfix	<a href="http://support.airfix.com/hc/en-gb/articles/360019394159-Spare-Parts">support.airfix.com/hc/en-gb/articles/360019394159-Spare-Parts</a>
Video tour of USAF Museum in Ohio	<a href="https://aerodynamicmedia.com/usaf-museum-storage-video/">https://aerodynamicmedia.com/usaf-museum-storage-video/</a>
New digital magazine	<a href="http://www.phoenixscalepublications.co.uk">www.phoenixscalepublications.co.uk</a>

If you have a good reference site let me have a brief description and a web address and we will keep this list as a reference.

## Join the IPMS/USA!

\$30 annual membership includes a one year subscription to the IPMS Journal. Visit [www.ipmsusa.org](http://www.ipmsusa.org) to download a membership form. Or you can write to:



IPMS/USA PO Box 1411  
Riverview,  
FL 33568-1411

Membership also gives you access to the online Discussion Forum, where you can exchange ideas and information with other members of IPMS.



## CONTENT NEEDED!!!!

The Corsair needs your help! To keep this newsletter filled with all the great content, I need your help with content. Here are some useful items that I can use to put together future issues each month:

- Kit reviews/In-box reviews
- Website links
- Modeling related articles
- Commentary and featured columns
- Neat, strange or otherwise shareable pictures
- Book reviews
- Trip and vacation write-ups

Anything you have can be used. Don't hesitate. Even a few paragraphs are great.





# SUPPORT YOUR LOCAL HOBBY SHOP!



RIGHT  
STUFF,  
RIGHT PRICE

[www.thehobbydepot.com](http://www.thehobbydepot.com)

216 W. Southern Ave.  
Tempe, AZ 85282



**Rhino's**  
Hobby Tools  
& More

f Rhino's Hobby Tools & More

Michael Ronnau  
cactus\_rhino@cox.net

[www.airline-hobby.com](http://www.airline-hobby.com)

*Your One Stop Source for  
Scale Model Airliner Kits, Decals,  
Diecasts and Accessories*

**HOBBY BENCH**

*2 Great Locations!*

8058 N. 19th Ave.  
NW corner  
19th Ave. & Northern  
602-995-1755

4240 W. Bell Rd.  
NE corner  
43rd Ave. & Bell  
602-547-1828

**WAR BOOKS**  
AND HOBBIES

KEITH PEIPER, MANAGER

(480) 994-2263

AVALON\_WAR\_BOOKS@YAHOO.COM

**WE BUY COLLECTIONS**

**space in miniature**

Space modeling reference books  
by Mike Mackowski.

[www.spaceinminiature.com](http://www.spaceinminiature.com)



THE MAD MEATBALL

MIKE CHOLEWA

602-944-4096

"DEALER IN PRE-OWNED PLASTIC"

12629 NORTH 21ST DRIVE PHOENIX, AZ 85029



**ANDY'S HOBBY  
HEADQUARTERS**



15224 N. 59th Avenue, Suite 12  
Glendale, AZ, 85306  
tel. (602) 439-1456



**Tru-Color Paint**

Model Railroad, Automobile,  
and Building Paint

**Scott Cohen**

Marketing, Finance, Product Development,  
Supply Chain, Inventory & QC/QA

Post Office Box 74524  
Phoenix, AZ, 85087-4524  
tru.colorpaint1@yahoo.com

Sales: (714) 488-9779

Info: (623) 551-2548

[www.trucolorpaint.com](http://www.trucolorpaint.com)

# SUPPORT YOUR LOCAL HOBBY SHOP!



## GRAND PRIX REPRODUCTIONS

JEFF ALDERMAN

MASTER MODELER

jeff@grandprixreproductions.com

(623) 385-9060

WWW.GRANDPRIXREPRODUCTIONS.COM

