

Electric height adjustable desks | 2014 CONSET.US



Innovative, flexible and affordable electric height adjustable desks



ConSet America

Ergonomics and your health

Every day more and more people are enjoying the many benefits of working while standing. Numerous studies show that working from a sitting position for extended periods of time is clearly detrimental to your health. In fact in a recent study cited in the journal *Medicine & Science in Sports & Exercise* found that people who sit for most of the day were 54% more likely to die of heart attacks. This was a study of 17,000 people over a 13 year period. *Men's Health* reports that this statistic is true even if the people in the study were nonsmokers and regular exercisers.

The ConSet line of electrical height adjustable desks gives you the power to transform how you live and work. Standing for portions of your day may be the simplest and most effective way to control weight gain, increase productivity and combat mental fatigue and back pain. ConSet desks can help to improve your quality of life and help you to live longer.

The benefits are clear and the good news is that ConSet desks are the most affordable desks on the market. Designed and engineered in Denmark they combine high quality, low cost and beautiful design aesthetic. Stationary desks are so yesterday. Enjoy the benefits of ConSet electric height adjustable desks today and for the rest of your life.

Stop sitting down on the job and stand up for your health!

A world of choices...

Your options are plentiful when choosing the ConSet desk which is right for you. The desk frame you choose depends on the required maximum load, size and function as well as the interior design.

The shape, size and surface material of the table top depend on the type of work performed at the table. Choose between:

- rectangular top
- right or left return top
- corner top

On the following pages you will find our range of height adjustable desks along with their specifications. You are on your way to choosing the right model.

Please refer to pages 27-31 for a complete list of table tops, frames and possible combinations.

ConSet – a Danish company

ConSet was founded in May 2000 in a basement in Skjern, Denmark, and our basic philosophy was that ergonomics should not be expensive.

We began with the idea to develop and manufacture high quality electric height adjustable desks and to make them affordable so more people could experience the benefits of sit/stand desks.

The company has succeeded quite well and now has distribution and subsidiaries throughout the world. ConSet at its core is an engineering company that develops the products down to the smallest component. Since every component of a ConSet desk is developed and produced by the company including our patented drive system we are able to control our costs and achieve our goal.

Since May 2008 ConSet has made a commitment to the North American and Latin American markets with the formation of ConSet America. Based in Pittsboro North Carolina and Reno, Nevada we maintain strong inventories to support the contract furniture and home office markets as well as other emerging markets. Quality, consistency, value and support is what you will experience with ConSet at every level of our organization.

LOAD

The lb capacity figures show the overall maximum peak lifting capacity of the frame. Load will depend on two factors:

- The weight of the desk top itself (e.g. a 60"x 30" top weighs about 44 lbs., while a 84"x 30" top weighs 55 lbs.)
- The total weight of the items on your desktop. Some desks become loaded over time with books, magazines, filing trays in addition to PC, printer, scanner. If in doubt then always buy the heavier option if your budget allows.
- The speed of upward travel will be slower as load is increased.

TASK



If you are working using an electronic microscope for example you will need the firmest stability. E.g. a 501-11 desk will feel more solid in the extended position than a 501-7. On the other hand the 501-7 is adequate for the tasks of writing and using a Personal Computer and it will be much easier to move than a 501-11.

Other issues to consider could include long working hours or multi-shift use. We want your desk to last well beyond the warranty period. A 330 lb. frame used with a 150 lb. load will usually last longer than a 176 lb. frame with a 150 lb. load.

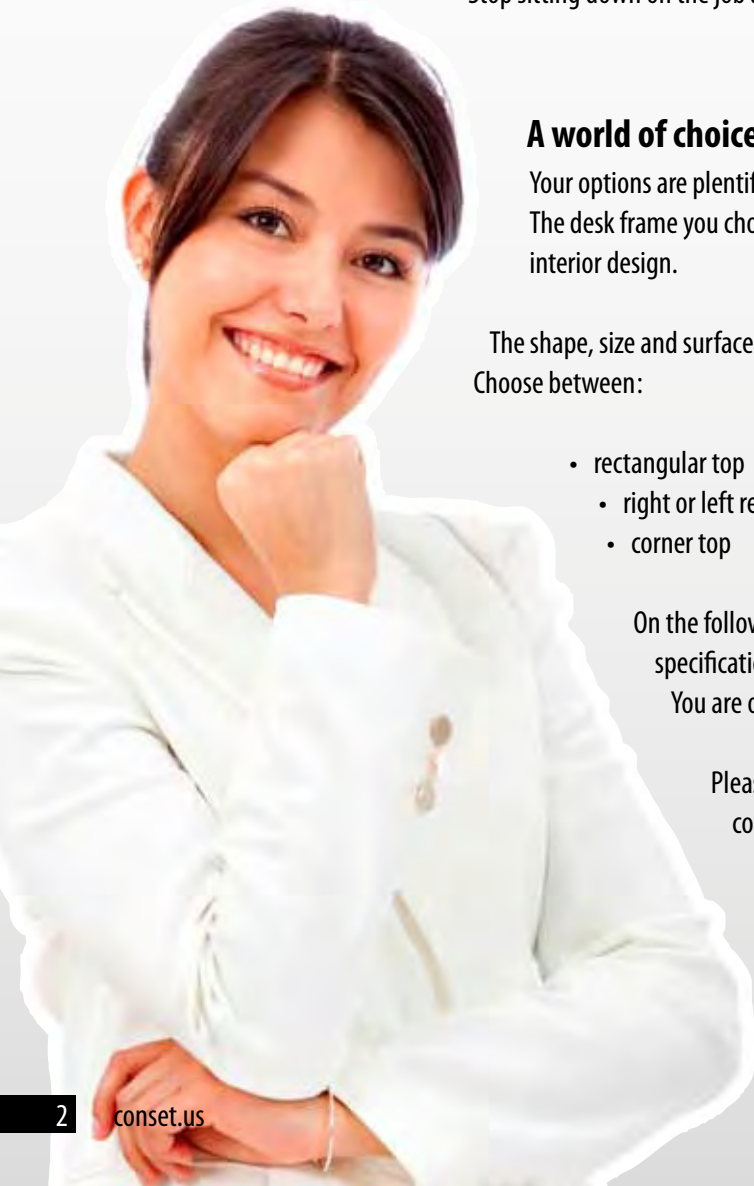
Frame colors:

Silver	Black	White
		
RAL 9006	RAL 9004	RAL 9016

Table tops:

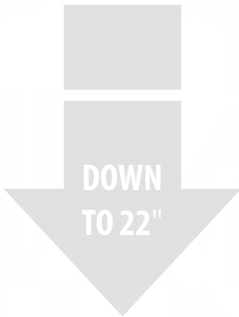
Beech veneer	Maple veneer
	

Colors shown in this brochure for frames and table tops are a guide only and are limited for accuracy by the printing process and screen settings.






ANSI/HFES
100-2007 compliant



501-27 – width 50 7/8" and frame in silver – with beech table top 60-245.
SRP \$1,100. See also pages 27-31.



501-27 – 3-legged frame in silver – with beech table top.



The **501-27** is perfect as a free standing desk or in cubicle applications and it exceeds the standards set by *ANSI/HFES 100-2007 Human Factors Engineering of Computer Workstations* guidelines. This is the most in-depth and current ergonomic guideline in the world and it states that the optimum adjustment range for height adjustable desks should accommodate individuals from the 5th to 95th percentile by having the work surface adjust from 22" to 48".







With our **501-27** and a 1" thick top you get full adjustability from 22" to 48". Combine this with a 220 lbs maximum load, automatic safety stop, optional locking casters and the ability to accommodate 18" deep tops and you get a desk that covers all the bases. Removable top bracket allows for easy installation of keyboard support. See specifications on pages 28-31.



Frame	Item no.	Color	Width / Depth	Price
	501-27 8S084	Silver	32 7/8"	\$ 864
	501-27 8B084	Black	32 7/8"	\$ 849
	501-27 8S129	Silver	50 7/8"	\$ 884
	501-27 8B129	Black	50 7/8"	\$ 869
	501-27 8S144	Silver	56 11/16"	\$ 891
	501-27 8B144	Black	56 11/16"	\$ 873
	501-27 8S152	Silver	59 13/16"	\$ 893
	501-27 8B152	Black	59 13/16"	\$ 876
	501-27 8S172	Silver	67 3/4"	\$ 898
	501-27 8B172	Black	67 3/4"	\$ 878
	501-27 8S144-144A	Silver	56 11/16" / 53 3/4"	\$ 1,426
	501-27 8S152-115A	Silver	59 13/16" / 42 5/16"	\$ 1,429
	501-27 8S152-152A	Silver	59 13/16" / 56 7/8"	\$ 1,468

Besides the 3-legged frames mentioned above, it is also possible to have other combinations in between. Please ask for further details.

501-32 sets a new standard for electric height adjustable desks. This beautifully designed desk frame has interchangeable brackets that work with 501-25, 501-27 and 501-29; a great option for stocking dealers. It can accommodate tops that are only 18" deep. Removable top bracket allows for easy installation of keyboard support. Extremely stable with a maximum load of 176 lbs and optional high quality 3" locking casters make it a sound choice. See specifications on pages 28-31.

Frame	Item no.	Color	Width / Depth	Price
	501-32 8S084	Silver	32 ⁷ / ₈ "	\$ 811
	501-32 8S129	Silver	50 ⁷ / ₈ "	\$ 831
	501-32 8S144	Silver	56 ¹ / ₁₆ "	\$ 838
	501-32 8S152	Silver	59 ¹³ / ₁₆ "	\$ 840
	501-32 8S172	Silver	67 ³ / ₄ "	\$ 845
	501-32 8S144-144A	Silver	56 ¹ / ₁₆ " / 53 ³ / ₄ "	\$ 1,332
	501-32 8S152-115A	Silver	59 ¹³ / ₁₆ " / 42 ⁵ / ₁₆ "	\$ 1,335
	501-32 8S152-152A	Silver	59 ¹³ / ₁₆ " / 56 ⁷ / ₈ "	\$ 1,374

Besides the 3-legged frames mentioned above, it is also possible to have other combinations in between. Please ask for further details.


Bookcase in beech. SRP \$266. See also pages 22-23.



18" tops are my specialty

501-32 – width 56¹/₁₆" and frame in silver – with beech table top 60-245. SRP \$1,054. See also pages 27-31.

Bookcase in beech. SRP \$503. See also pages 22-23.



Extended height range
with safety stop









501-29 – width 59¹³/₁₆" and frame in silver – with 72-305 table top in beech.
SRP \$1,250. See also pages 27-31.



501-29 – 3-legged frame (152-115A) in silver – with 72-48R table top in beech.
SRP \$1,996. See also pages 27-31.

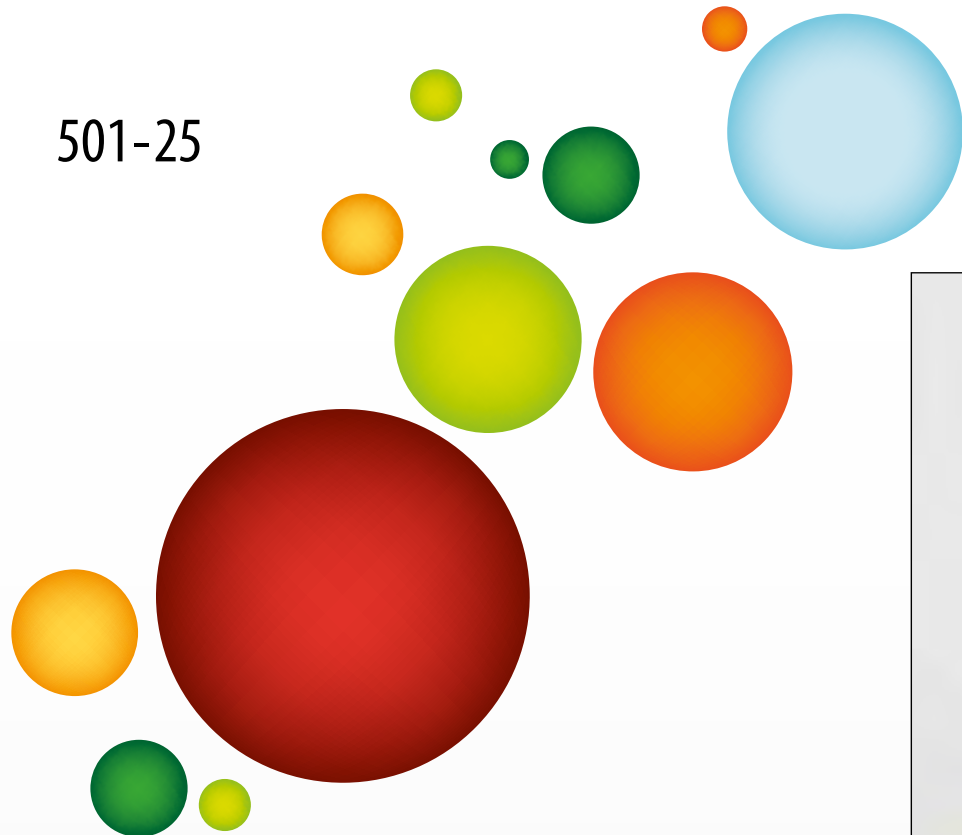
501-29 is perfect for taller individuals. At its fully extended height it measures 52". Extremely strong and stable it has a maximum load of 220 lbs. Five standard widths are available as well as a 3-legged version. Integrated with automatic safety stop function. Removable top bracket allows for easy installation of keyboard support. See specifications on pages 28-31.

Frame	Item no.	Color	Width / Depth	Price
	501-29 8S084	Silver	32 ⁷ / ₈ "	\$ 972
	501-29 8S129	Silver	50 ⁷ / ₈ "	\$ 992
	501-29 8S144	Silver	56 ¹¹ / ₁₆ "	\$ 999
	501-29 8S152	Silver	59 ¹³ / ₁₆ "	\$ 1,001
	501-29 8S172	Silver	67 ³ / ₄ "	\$ 1,006
	501-29 8S144-144A	Silver	56 ¹¹ / ₁₆ " / 56 ¹¹ / ₁₆ "	\$ 1,540
	501-29 8S152-115A	Silver	59 ¹³ / ₁₆ " / 45 ¹ / ₄ "	\$ 1,543
	501-29 8S152-152A	Silver	59 ¹³ / ₁₆ " / 59 ¹³ / ₁₆ "	\$ 1,582

Besides the 3-legged frames mentioned above, it is also possible to have other combinations in between. Please ask for further details.



Build 120° frames with
501-26S. See page 26.



501-25 sets a new standard for electric height adjustable desks. This beautifully designed desk frame has interchangeable brackets that work with 501-27, 501-29 and 501-32; a great option for stocking dealers. Removable top bracket allows for easy installation of keyboard support. Extremely stable with 176 lbs as the maximum load makes it a sound choice. See specifications on pages 28-31.

Frame	Item no.	Color	Width / Depth	Price
	501-25 8S084	Silver	32 ⁷ / ₈ "	\$ 822
	501-25 8S129	Silver	50 ⁷ / ₈ "	\$ 842
	501-25 8S144	Silver	56 ¹¹ / ₁₆ "	\$ 849
	501-25 8S152	Silver	59 ¹³ / ₁₆ "	\$ 851
	501-25 8S172	Silver	67 ³ / ₄ "	\$ 856
	501-25 8S144-144A	Silver	56 ¹¹ / ₁₆ " / 56 ¹¹ / ₁₆ "	\$ 1,343
	501-25 8S152-115A	Silver	59 ¹³ / ₁₆ " / 45 ¹ / ₄ "	\$ 1,346
	501-25 8S152-152A	Silver	59 ¹³ / ₁₆ " / 59 ¹³ / ₁₆ "	\$ 1,385

Besides the 3-legged frames mentioned above, it is also possible to have other combinations in between. Please ask for further details.



Small but strong and no need to plug in with optional battery.

501-19 Center with beech table top 36"-24½" and wheels. SRP \$960. See also pages 27-31.

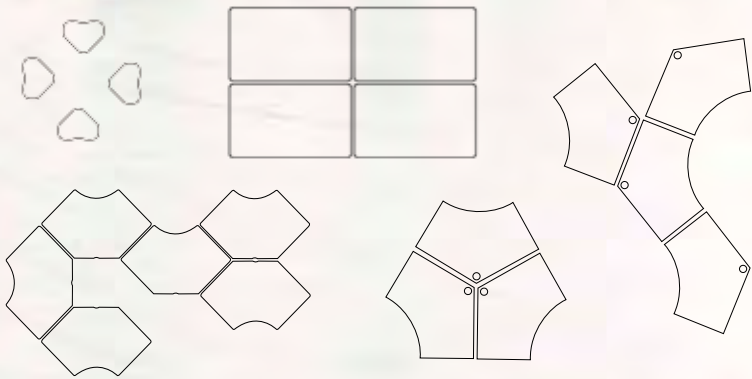
501-19 Center is sturdy and compact with a symmetrical design that allows access from all sides. Add the optional 3" heavy duty locking casters and rechargeable battery and you have complete mobility without any wires; a small frame for small tops but with a serious maximum load of 220 lbs. See specifications on pages 28-31.

Frame	Item no.	Color	Width	Price
	501-19 8S060	Silver	23¾"	\$ 772
	501-19 8B060	Black	23¾"	\$ 764



A compact design that is perfect for group formations

501-19 Basic with beech table top 138H. SRP \$1,028. See also pages 27-31.



501-19 Basic is excellent for grouping tables together or as a stand-alone unit. It is a sturdy table with 220 lbs as maximum load. Add the optional 3" heavy duty locking casters and rechargeable battery and you have complete mobility without any wires. Stability, function and flexibility are priorities for this model. See specifications on pages 28-31.

Frame	Item no.	Color	Width	Price
	501-19 8S095	Silver	37¾"	\$ 772
	501-19 8B095	Black	37¾"	\$ 764

501-19 Design

Design and functionality perfectly combined



501-19 Design lends unique style to this series with an attractive crescent shaped base. The Design offers excellent support and is well suited to be arranged in groups or as a stand-alone desk. With 220 lbs as maximum load it can be used with a wide range of tops and is available with optional rechargeable battery. See specifications on pages 28-31.

Frame	Item no.	Color	Width	Price
	501-19 8S120	Silver	47¼"	\$ 1,016
	501-19 8B120	Black	47¼"	\$ 1,016

Stylish, functional and lots of leg-space



No feet required



501-19 Wall & 501-7 Wall

501-19 Wall is a wall mounted system that eliminates the need for a base. This allows for maximum leg room and makes it easy to clean around which is a real plus in health care environments. The motorized leg can be used with the optional rechargeable battery and with 220 lbs as maximum load it combines outstanding function and contemporary style. See specifications on pages 28-31.

Frame	Item no.	Color	Width	Price
	501-19 8SWS	Silver	35¾"	\$ 743
	501-19 8BWS	Black	35¾"	\$ 743




With **501-7 Wall** you get a specialized system for a very attractive price. The frame requires very little space and without feet it is so easy to clean around. Perfect where smaller tops are needed and space is a consideration. The maximum load is 154 lbs. See specifications on pages 28-31.

Frame	Item no.	Color	Width	Price
	501-7 8SWS	Silver	29½"	\$ 753
	501-7 8BWS	Black	29½"	\$ 746

A new concept
for arranging
sit/stand desks

Practical and space-saving modular frame used for mounting the 501-19 adjustable legs. Maximum space is achieved around the table as there is no need for additional feet. Perfect for small workstations which can be used for collaborative meetings in offices, in classrooms or in libraries where reference computers are required. Find possible combinations on www.conset.us

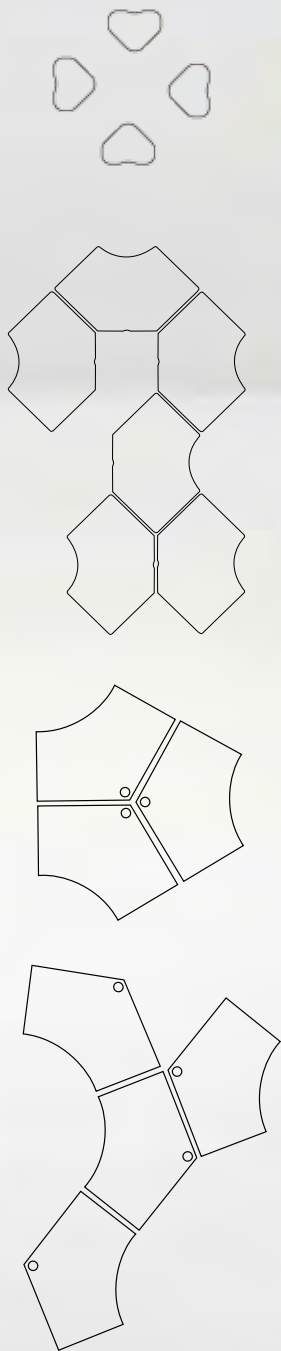
Frame	Item no.	Color	Width	Price
	600-1S	Silver	75 3/16"	\$ 425



Modular frame with 4 x 501-19 8SWS and 4 x beech table tops 42-245.
SRP \$3,993. See also pages 27-31.



The flexible little work
station at the best price



Flexibility, function and the absolute lowest price in the industry define the **501-7**. It is perfect for arranging in groups, great for corner applications or as a stand-alone desk. It can easily be moved about with the two locking casters that come standard with the desk. With a maximum load of 154 lbs. See specifications on pages 28-31.

Frame	Item no.	Color	Width	Price
	501-7 8S	Silver	37"	\$ 560
	501-7 8B	Black	37"	\$ 553

501-7 with black frame and beech table top 117H. SRP \$824. See also pages 27-31.

501-49 is an elegant and stylish desk frame with round columns and designed with a telescopic cross bar which gives you flexibility all the way through!
The 2-legged desk frame can be adjusted from width 45¹¹/₁₆" to 69⁵/₁₆" in intervals of 3¹/₁₆" and in a height range from 24³/₄" to 48⁷/₁₆".
Available in silver, black and white with inner columns in Chrome.
Delivered in one box – easy to ship and easy to assemble.
See specifications and combinations on pages 28-31.

Frames	Item no.	Color	Width/	Depth	Price
	501-49 8S176	Silver	45 ¹¹ / ₁₆ "-69 ⁵ / ₁₆ "		\$ 1,101
	501-49 8B176	Black	45 ¹¹ / ₁₆ "-69 ⁵ / ₁₆ "		\$ 1,101
	501-49 8W176	White	45 ¹¹ / ₁₆ "-69 ⁵ / ₁₆ "		\$ 1,101
	501-49 8S176-196A	Silver	49 ⁵ / ₈ "-69 ⁵ / ₁₆ " / 53"-76 ⁵ / ₈ "		\$ 1,696
	501-49 8B176-196A	Black	49 ⁵ / ₈ "-69 ⁵ / ₁₆ " / 53"-76 ⁵ / ₈ "		\$ 1,696
	501-49 8W176-196A	White	49 ⁵ / ₈ "-69 ⁵ / ₁₆ " / 53"-76 ⁵ / ₈ "		\$ 1,696

The elegant and stylish desk frame with great flexibility!



501-49 frame in black and with beech table top – 72-305. SRP \$1,350. See also pages 27-31.



501-49 frame in white and with beech table top – 72-305. SRP \$1,350. See also pages 27-31.



501-49 3-legged frame in silver and with beech table top – 84-48R + 36-245. SRP \$2,302. See also pages 27-31.

Ultimate reliability –
a true work horse



501-11 is nothing less than a mechanical masterpiece. The frame is a true workhorse and the BOSCH motor provides the ultimate reliability. The attractive design features a modesty panel and built in wire management integrated into the top support brackets. Available in a 2-legged, 3-legged and a corner version, and the 501-11 has a maximum load of 330 lbs (only 220 lbs for the 501-11 8X138H). See specifications on pages 28-31.

Frame	Item no.	Color	Width/ Depth	Price
	501-11 8S138H	Silver	55 ⁵ / ₁₆ "	\$ 1,280
	501-11 8B138H	Black	55 ⁵ / ₁₆ "	\$ 1,261
	501-11 8S116	Silver	45 ¹ / ₁₆ "	\$ 1,167
	501-11 8B116	Black	45 ¹ / ₁₆ "	\$ 1,147
	501-11 8S156	Silver	61 ⁷ / ₁₆ "	\$ 1,197
	501-11 8B156	Black	61 ⁷ / ₁₆ "	\$ 1,177
	501-11 8S196	Silver	77 ³ / ₁₆ "	\$ 1,240
	501-11 8B196	Black	77 ³ / ₁₆ "	\$ 1,219
	501-11 8S156-156A	Silver	61 ⁷ / ₁₆ " / 61 ⁷ / ₁₆ "	\$ 2,025
	501-11 8B156-156A	Black	61 ⁷ / ₁₆ " / 61 ⁷ / ₁₆ "	\$ 1,989
	501-11 8S196-196A	Silver	77 ³ / ₁₆ " / 77 ³ / ₁₆ "	\$ 2,119
	501-11 8B196-196A	Black	77 ³ / ₁₆ " / 77 ³ / ₁₆ "	\$ 2,083

Storage furniture

ConSet bookcases are available in beech and maple veneer. They can be grouped together or used individually and add a base plinth, decorative legs or casters underneath.


The drawer units are available with either three or four drawers and are supplied with ball bearing slides for smooth and durable operation. All units are supplied with quality cam locks on the upper drawer, casters (two locking) and matching wooden drawer pulls.

See specifications and accessories range page 26.



Frame	Item no.	Color	Width	Price
	PED 3A400B	Beech	15¾"	\$ 384
	PED 3A400M	Maple	15¾"	\$ 384
	PED 4A400B	Beech	15¾"	\$ 406
	PED 4A400M	Maple	15¾"	\$ 406
	SEL 800B	Beech	31½"	\$ 223
	SEL 800M	Maple	31½"	\$ 229
	SEL 1000B	Beech	39¾"	\$ 451
	SEL 1000M	Maple	39¾"	\$ 479
	BASE 800B	Beech	31½"	\$ 43
	BASE 800M	Maple	31½"	\$ 46
	BASE 1000B	Beech	39¾"	\$ 52
	BASE 1000M	Maple	39¾"	\$ 54
	BOX A01 X	Silver/Black	Ø 2¾"	\$ 37
	BOX A03 S	Silver/Black	Ø 1¾"	\$ 32

Storage furniture




Metal units in photo are not available.

General information

Environment

At ConSet we understand the importance of respecting the environment as much as possible. We take responsibility for ensuring that our products are made with this philosophy in mind. We do this in several ways:

- Our wood products are **FSC** certified. This means that you are guaranteed that you can buy our products with a good conscience. In an **FSC** forest they do not harvest more timber than the forest can reproduce. Moreover **FSC** is a guarantee that animals and plants are protected and that the people who work in the forests are guaranteed education, safety and a fair salary.
- All electronic components meet **RoHS** framework for the reduction of hazardous substances in electronics, whereby the environmental impact is minimized.
- Through **Elretur** (Denmark), we ensure that electronic waste is managed environmentally responsible under the WEEE directive.
All ConSet products covered by the WEEE Directive are marked with the symbol .
- Several of our products are tested and complies with the demands in:
 - **ANSI/BIFMA X7.1 Standard for Formaldehyde and tvoc Emissions**
 - **ANSI/BIFMA e3-2012 Sec 7.6.1 & 7.6.2**

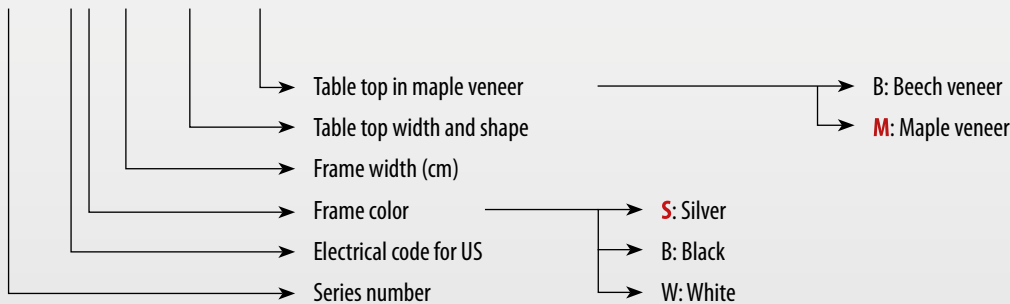
Read more about the environment on www.conset.us

CE marking

All ConSet desks are CE marked in collaboration with *the Technological Institute in Denmark*. CE marking is a requirement for desks and it gives you as a user confidence that ConSet has been through all risk aspects of security.

ConSet code system

501-27 8 S 129 60-24 S M



Product Approvals

All ConSet products meet the necessary requirements within the following relevant categories:

Dimensional requirements:

EN 527-1: Office furniture – Workplaces and desks – Part 1: Dimensions

This means that the products meet all requirements for a healthy work environment, ie. leg room, height, depth, etc.

Strength, durability and stability:

EN 527-2: Office furniture – Workplaces and desks – Part 2: Mechanical safety requirements

A product standard that describes all basic safety requirements and ensures that the tables meet all requirements for physical exertion, and that all mechanical requirements are adhered to.

EN 527-3: Office furniture – Workplaces and desks – Part 3: Methods of test for the determination of the stability and the mechanical strength of the structure

Methods of testing for the determination of the stability and mechanical strength of the structure. A standard for product approval, where the product goes through a variety of tests to comply with the requirements of EN 527-2. Within desks these are technically focused on the strength of horizontal and vertical loading fatigue and tipping.

Surface, table tops:

DS/EN 12720: Table tops comply with the requirements stipulated. Resistance to hot and cold liquids.

DS/EN 12721: Table tops comply with the requirements stipulated. Resistance to wet heat.

DS/EN 12722: Table tops comply with the requirements stipulated. Resistance to dry heat.

Prices and conditions:

All prices shown are suggested retail prices (SRP) in US \$ excluding applicable sales tax. 2 years warranty.

ConSet reserves the right to change design and specifications without any prior notice.

ConSet on the web

Constantly we work to ensure that our website is functional and useful to our customers. All relevant information and specifications are available on our website and acts as a supplement to our printed material including:



































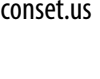

- Assembly instructions
- Drawings (PDF- and CAD-files)
- Technical specifications
- Videos with assembly instructions
- Images for download



www.conset.us

General information

Price list | Storage and accessories

Photo of item	Drawing of item	Description	Item no.	SRP \$
		CPU-holder, straps	400-3	\$ 61
		CPU-holder, black	400-4B	\$ 94
		CPU-holder, silver	400-4S	\$ 94
		120 deg gearkit for 501-25, 501-27, 501-29, 501-32	501-2XGS	\$ 167
		Pencil drawer, <i>Swing</i>	440-1	\$ 78
		Pencil tray for wooden storage boxes	BOX A09 B	\$ 34
		Battery, 24V Battery with charger. Charging 1-2 times monthly following conventional office use. Can be used for 501-7, 501-19, 501-25, 501-27, 501-29, 501-32 and 501-49	BAT-24-1,7	\$ 362
		Tilt device for 501-19 Tilt device for 501-11 – whole top Tilt device for 501-11 – divided top Tilt device for 501-7	501-19 V-HEL 501-11 V-HEL 501-11 V-DELT 501-7 VIP	\$ 191 \$ 221 \$ 221 \$ 222
		Caster set for 501-19 Basic and Center , 501-25, 501-27,501-29, 501-32 Caster set for 501-11	501-19 HXXX 501-11 HXXX	\$ 58 \$ 84
		Extender leg for 501-27 and 501-32	501-27 ES020	\$ 77
		Bookcase with 2 compartments, beech	SEL 800 B	\$ 223
		Bookcase with 2 compartments, maple	SEL 800 M	\$ 229
		Bookcase with 6 compartments, beech	SEL 1000 B	\$ 451
		Bookcase with 6 compartments, maple	SEL 1000 M	\$ 479
		Plinth for small bookcase, beech	BASE 800 B	\$ 43
		Plinth for small bookcase, maple	BASE 800 M	\$ 46
		Plinth for large bookcase, beech	BASE 1000 B	\$ 52
		Plinth for large bookcase, maple	BASE 1000 M	\$ 54
		Wooden storage box with 3 drawers, beech	PED 3A400 B	\$ 384
		Wooden storage box with 3 drawers, maple	PED 3A 400 M	\$ 384
		Wooden storage box with 4 drawers, beech	PED 4A400 B	\$ 406
		Wooden storage box with 4 drawers, maple	PED 4A 400 M	\$ 406
		Set of 4 casters. For wooden storage boxes and bookcases	BOX A01 X	\$ 37
		Set of 4 legs. For wooden bookcases	BOX A03 S	\$ 32
		Set of 4 legs, silver	61-690-SV-1	\$ 85
		Set of 4 legs, black	61-690-BK-1	\$ 85

Measurements indicated as width x depth x height
Bookcases will be delivered unassembled. Other storage products are delivered assembled apart from wheels and handles.
For more accessories, check out www.conset.us

Price list | Table tops


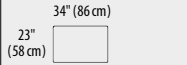
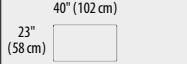

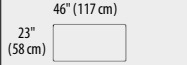
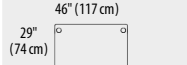


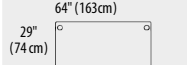


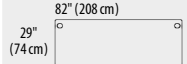
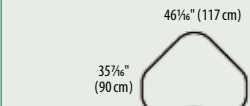
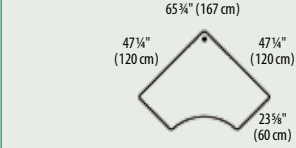
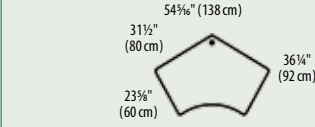
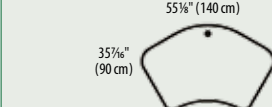
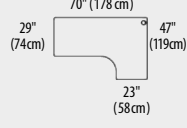
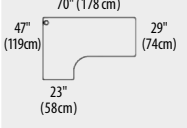
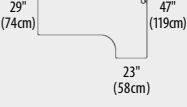
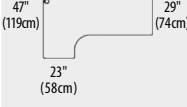
Item no.	Beech veneer	Maple veneer	Item no.	Beech veneer	Maple veneer
24" Rectangular tops			30" Rectangular tops		
24-24S					
					
\$109			\$114		
36-24S					
					
\$130			\$139		
42-24S			42-30S		
					
\$149			\$182		
48-24S			48-30S		
					
\$169			\$184		
60-24S			60-30S		
					
\$216			\$234		
			66-30S		
					
			\$233		
72-24S			72-30S		
					
\$236			\$258		
			84-30S		
					
			\$318		

Table tops are produced in 7/8" (22 mm) MDF covered with veneer. Produced with profile edge. See the complete product range on www.conset.us
See combination chart on pages 30-31.

Item no.	Beech veneer	Maple veneer
Special shaped tops		
117H		
		
\$271		
120H		
		
\$311		
138H		
		
\$256		
140H		
		
\$248		

Item no.	Beech veneer	Maple veneer	Item no.	Beech veneer	Maple veneer
Right turned top			Left turned top		
72-48R			72-48L		
					
\$453			\$523		
84-48R			84-48L		
					
\$476			\$538		

























































Price list | Electric frames

Page	Product photo	Dimensional drawing ()=depth of frame top support	Item no.	Color	Frame height min./max. (")	Max. speed "/sec.	Maximum load lbs (kg)	Frame weight (lbs)	Qty. per pallet	Price in US \$ ex. sales tax
17			501-7 8S 501-7 8B	Silver Black	26" to 46"	1"	110 (50)	66	20	\$560 \$553
15			501-7 8SWS 501-7 8BWS	Silver Black	26" to 46"	1"	110 (50)	71	20	\$753 \$746
14			501-19 8S120 501-19 8B120	Silver Black	26" to 46"	1"	220 (100)	58	15	\$1,016 \$1,016
13			501-19 8S095 501-19 8B095	Silver Black	26" to 46"	1.1"	220 (100)	58	15	\$772 \$764
12			501-19 8S060 501-19 8B060	Silver Black	26" to 46"	1.1"	220 (100)	53	15	\$772 \$764
15			501-19 8SWS 501-19 8BWS	Silver Black	26" to 46"	1.1"	220 (100)	42	15	\$743 \$743
20-21			501-11 8S138H 501-11 8B138H	Silver Black	24 13/16" to 47"	1.1"	220 (100)	86	15	\$1,280 \$1,261
20-21			501-11 8S116 501-11 8B116 501-11 8S156 501-11 8B156 501-11 8S196 501-11 8B196	Silver Black Silver Black Silver Black	24 13/16" to 47"	1.1"	330 (150)	102 110 119	15	\$1,167 \$1,147 \$1,197 \$1,177 \$1,240 \$1,219
18-19			501-49 8S176 501-49 8B176 501-49 8W176	Silver Black White	25" to 49"	1.2"	220 (100)	53	28	\$1,101 \$1,101 \$1,101

Price list | Electric frames

Page	Product photo	Dimensional drawing ()=depth of frame top support	Item no.	Color	Frame height min./max. (")	Max. speed "/sec.	Maximum load lbs (kg)	Frame weight (lbs)	Qty. per pallet	Price in US \$ ex. sales tax
10-11			501-25 8S084 501-25 8S129 501-25 8S144 501-25 8S152 501-25 8S172	Silver	26" to 46"	1"	176 (80)	57 64 65 66 68	20	\$822 \$842 \$849 \$851 \$856
4-5			501-27 8S084 501-27 8B084 501-27 8S129 501-27 8B129 501-27 8S144 501-27 8B144 501-27 8S152 501-27 8B152 501-27 8S172 501-27 8B172	Silver Black Silver Black Silver Black Silver Black Silver Black	21" to 47"	1.2"	220 (100)	57 64 65 66 68	24	\$864 \$849 \$884 \$869 \$891 \$873 \$893 \$876 \$898 \$878
8-9			501-29 8S084 501-29 8S129 501-29 8S144 501-29 8S152 501-29 8S172	Silver	25" to 51"	1.2"	220 (100)	68 75 76 77 68	20	\$972 \$992 \$999 \$1,001 \$1,006
6-7			501-32 8S084 501-32 8S129 501-32 8S144 501-32 8S152 501-32 8S172	Silver	26" to 46"	1"	176 (80)	56 63 64 65 68	20	\$811 \$831 \$838 \$840 \$845
20-21			501-11 8S156-156A 501-11 8B156-156A 501-11 8S196-196A 501-11 8B196-196A	Silver Black Silver Black	25" to 47"	1.1"	330 (150)	209 231	15	\$2,025 \$1,989 \$2,119 \$2,083
10-11			501-25 8S144-144A 501-25 8S152-115A 501-25 8S152-152A	Silver	26" to 46"	1"	160 (73)	86 86 90	20	\$1,343 \$1,346 \$1,385
4-5			501-27 8S144-144A 501-27 8S152-115A 501-27 8S152-152A	Silver	21" to 47"	1.2"	200 (91)	86 86 90	20	\$1,426 \$1,429 \$1,468
8-9			501-29 8S144-144A 501-29 8S152-115A 501-29 8S152-152A	Silver	25" to 51"	1.2"	200 (91)	100 100 104	20	\$1,540 \$1,543 \$1,582
6-7			501-32 8S144-144A 501-32 8S152-115A 501-32 8S152-152A	Silver	26" to 46"	1"	160 (73)	85 85 89	20	\$1,332 \$1,335 \$1,374
18-19			501-49 8S176-196A 501-49 8B176-196A 501-49 8W176-196A	Silver Black White	25" to 49"	1.2"	220 (100)	78	28	\$1,696 \$1,696 \$1,696

Combination chart | frames and table tops

Frame		Table tops																									
																											
501-7 8X		•		•								•															
501-7 8XWS							•	•	•			•	•														
501-11 8X116														•													
501-11 8X156															•	•	•	•	•	•	•						
501-11 8X196																	•			•	•						
501-11 8X138H			•											•													
501-11 8X156-156A																						•	•				•
501-11 8X196-196A																								•	•		
501-19 8X060							•	•				•															
501-19 8X095		•	•	•	•							•	•														
501-19 8X120		•	•	•	•				•				•														
501-19 8XWS								•	•	•		•	•	•													
501-25 / 501-29 8X084			•									•	•														
501-25 / 501-29 8X129														•													
501-25 / 501-29 8X144														•	•												
501-25 / 501-29 8X152															•	•		•	•								
501-25 / 501-29 8X172																•	•			•	•						
501-25 / 501-29 8X144-144A																						•	•				
501-25 / 501-29 8X152-115A																				•	•						
501-25 / 501-29 8X152-152A																						•	•				•
501-27 / 501-32 8X084				•	•			•	•			•	•														
501-27 / 501-32 8X129										•				•													
501-27 / 501-32 8X144										•				•	•												
501-27 / 501-32 8X152											•				•	•											
501-27 / 501-32 8X172											•					•	•										
501-27 / 501-32 8X144-144A																						•	•			•	
501-27 / 501-32 8X152-115A																				•	•						
501-27 / 501-32 8X152-152A																						•	•				•
501-49 8X176										•	•			•		•	•										
501-49 8X176-196A																						•	•	•	•	•	•
600-1X						•		•	•			•	•				•										
61-690-XX-1		•	•	•	•	•	•	•	•	•		•	•	•													

Combination chart | frames and table tops

ConSet

ConSet America
PO Box 1301
225 Elf Way
Pittsboro
NC 27312
USA

ConSet America
755 Lillard Way, Suite 101
Sparks
NV 89434
USA

Phone: 800-293-9051 or 919-542-6145
Fax: 919-542-2727
info@conset.us
www.conset.us



ConSet Headoffice, Denmark



ConSet America, Sparks, USA



ConSet America, Pittsboro, USA

Your ConSet America dealer:

If no dealer label here, please contact
ConSet America www.conset.us