

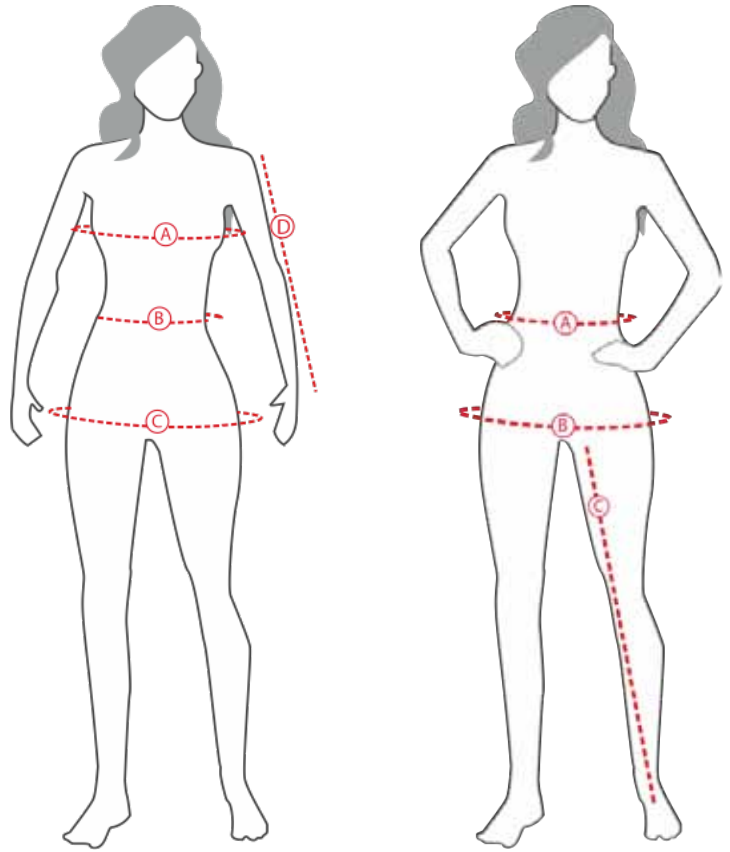
SIZE CHARTS FOR RIDER

① WOMEN'S CLOTHING

All measurements in the table are body measurements, not actual garment measurements. Measure circumferences using a tape measure, as follows: chest size where the chest is largest (a), waist size at the narrowest part (b) and hip size where the hips are broadest (c). The measuring tape should sit firmly around the body, but not too tight. Arm length is measured from the shoulder to the wrist (D).

WOMEN'S CLOTHING SIZES

EU	32	34	36	38	40	42	44	46
UK	6	8	10	12	14	16	18	20
US	2	4	6	8	10	12	14	16
US/L	XS	S	S	M	M	L	L	XL
FR	34	36	38	40	42	44	46	48
IT	38	40	42	44	46	48	50	52
A CHEST (CM)	76	80	84	88	92	96	100	104
A CHEST (IN)	30"	31,5"	33"	34,5"	36"	38"	39,5"	41"
B WAIST (CM)	60	64	68	72	76	80	84	88
B WAIST (IN)	23,5"	25"	27"	28,5"	30"	31,5"	33"	34,5"
C HIP (CM)	84	88	92	96	100	104	108	112
C HIP (IN)	33"	34,5"	36"	38"	39,5"	41"	42,5"	44"
D ARM (CM)	56,5	56,5	57	57	57,5	57,5	58	58
D ARM (IN)	22"	22"	22,5"	22,5"	22,5"	22,5"	23"	23"



② WOMEN'S BREECHES

All measurements in the table are body measurements, not actual garment measurements. Breeches are sold according to waist measurements. Measure your waist at the narrowest point (a) and your hips at the widest point (b). The inseam is the inside of your leg, and is measured from the crotch to the ankle (c). The inseam size of each style is specified in the product description.

WOMEN'S BREECHES SIZES

EU	34	36	38	40	42	44	46
US	22	24	26	28	30	32	34
US	XXS	XS	S	M	L	XL	XXL
UK	8	10	12	14	16	18	20
FR	36	38	40	42	44	46	48
IT	40	42	44	46	48	50	52
A WAIST (CM)	64	68	72	76	80	84	88
B HIP (CM)	88	92	96	100	104	108	112
C LEG INSEAM (CM)	<i>SEE PRODUCT DESCRIPTION</i>						

③ MEN'S & UNISEX CLOTHING

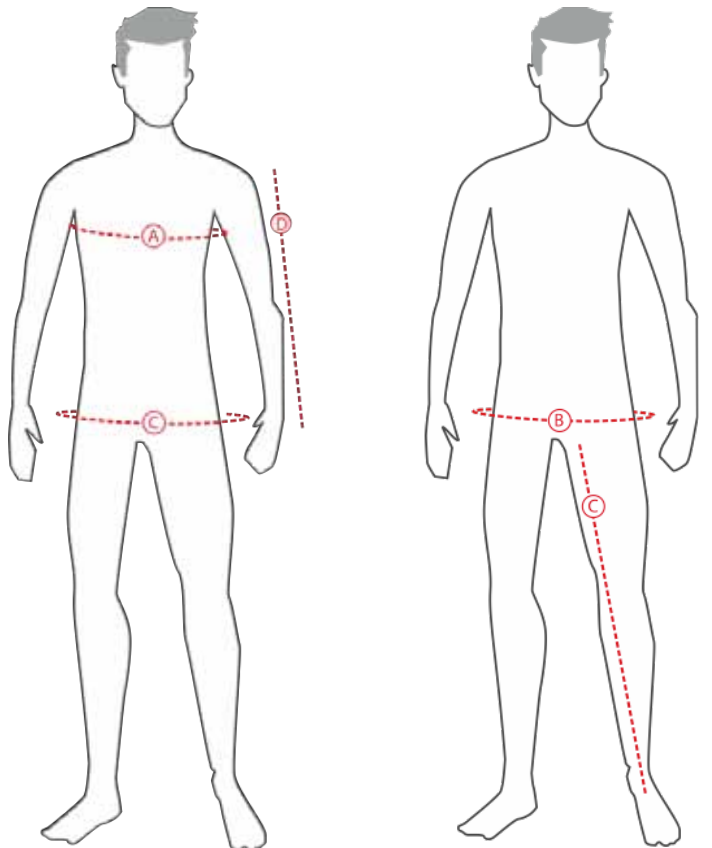
All measurements in the table are body measurements, not actual garment measurements. Measure circumferences using a tape measure, as follows: chest size where the chest is largest (a), waist size at the narrowest part (b) and hip size where the hips are broadest (c). The measuring tape should sit firmly around the body, but not too tight.

MEN'S & UNISEX CLOTHING SIZES

		XS	S	M	L	XL	XXL
MEN	EU	46	48	50	52	54	56
MEN	UK	30	32	34	36	38	40
MEN	US	30	32	34	36	38	40
WOMAN	EU	36-38	38-40	40-42	42-44	44-46	46-48
WOMAN	UK	10-12	12-14	14-16	16-18	18-20	20-22
WOMAN	US	6-8	8-10	10-12	12-14	14-16	16-18
WOMAN	FR	38-40	40-42	42-44	44-46	46-48	48-50
WOMAN	IT	42-44	44-46	46-48	48-50	50-52	52-54
A CHEST (CM)		92	96	100	104	108	112
A CHEST (IN)		36"	38"	39,5"	41"	42,5"	44"
B WAIST (CM)		78	83	88	93	98	103
B WAIST (IN)		31"	33"	34,5"	36,5"	38,5"	40,5"
C HIP (CM)		96	100	104	108	112	116
C HIP (IN)		38"	39,5"	41"	42,5"	44"	45,5"
D ARM (CM)		61	62	63	64	65	66
D ARM (IN)		24"	24,5"	25"	25"	26"	26"

MEN'S & UNISEX BREECHES SIZES

		XS	S	M	L	XL	XXL
EU		46	48	50	52	54	56
UK		30	32	33	34	36	38
US		XS	S	M	L	XL	XXL
US		30	32	34	36	38	40
FR		38	40	42	44	46	48
IT		46	48	50	52	54	56
A WAIST (CM)		78	83	88	93	98	103
B HIP (CM)		96	100	104	108	112	116
C LEG INSEAM (CM)	<i>SEE PRODUCT DESCRIPTION</i>						



④ CHILDREN'S CLOTHING

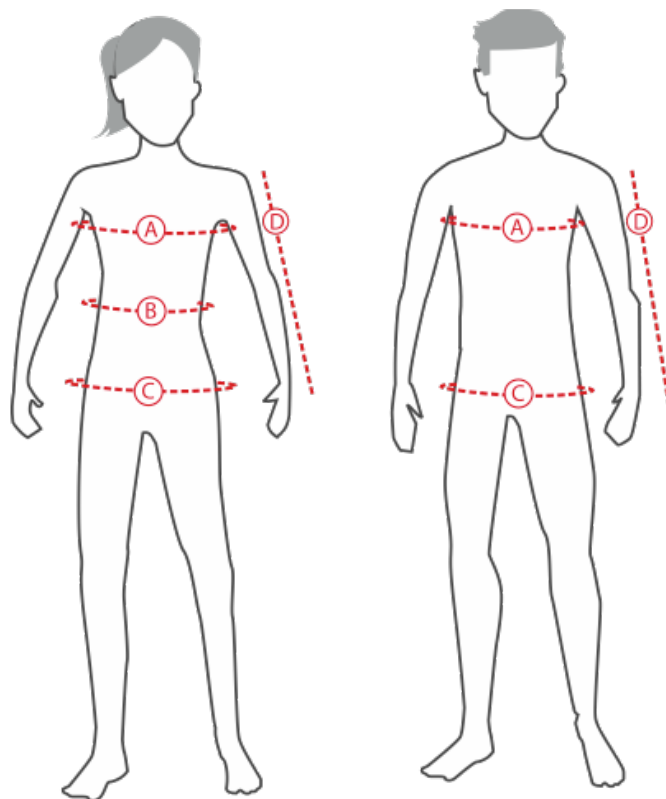
All measurements in the table are body measurements, not actual garment measurements. Children's sizes are based on the child's age, but as there can be variations in sizes, it is a good idea to measure your child's height first. Measure circumferences using a tape measure, as follows: chest size is measured where the chest is largest (a), waist at the narrowest point (b) and hips at the broadest point (c). The measuring tape should sit firmly around the body, but not too tight. arm length is measured from the shoulder to the wrist (d).

CHILDREN'S CLOTHING SIZES

EU	100/116	122/128	134/140	146/152	156/164
AGE	4	6	8	10	12
A CHEST (CM)	62	66	70	76	82
A CHEST (IN)	24,5"	26"	27,5"	30"	32,5"
B WAIST (CM)	57	59	62	66	70
B WAIST (IN)	-	-	-	-	-
C HIP (CM)	66	70	76	82	88
C HIP (IN)	-	-	-	-	-
D ARM (CM)	40	44	48	52	57
D ARM (IN)	-	-	-	-	-

CHILDREN'S BREECHES SIZES

EU	110	120	130	140	150	160	170
UK	20/22	22/24	24/26	26/28	30/34	32/34	34/36
US	XXS	XS	S	M	L	XL	XXL
FR	6A	8A	10A	12A	14A	16A	18A
IT	6A	8A	10A	12A	14A	16A	18A
A WAIST (CM)	54	56	58	60	64	68	72
B HIP (CM)	60	64	69	73	78	83	88
C LEG INSEAM (CM) ACTIVE, GRAND PRIX	45	-	50	55	60	65	70
C LEG INSEAM (CM) JDDHPUR	53	-	-	63	68	73	78
C LEG INSEAM (CM) NARROW FITTED	50	50	55	60	65	70	75

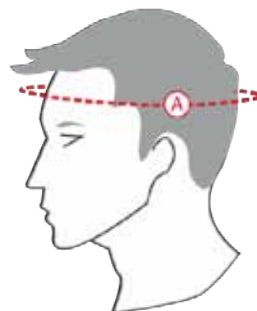


⑤ RIDING HELMETS

All measurements in the table are body measurements, not actual helmet measurements. Use a measuring tape to measure your head circumference. The tape should sit just above the ears and wrap around the center of the forehead and the back of your skull. The eu helmet size equals the head circumference in centimeters. The helmet should sit as low as possible, and be a snug fit, so that it doesn't move when you shake your head around.

RIDING HELMETS SIZES

A EU	52	53	54	55	56	57	58	59	60	61	62
A UK	6½	6½	6¾	6¾	6¾	7	7¼	7¼	7¾	7½	7¾
A US	6¾	6½	6¾	6¾	6¾	7	7¼	7¼	7¾	7½	7¾
RIDING HELMET 30014	XS (JR)	S-M	L-XL								
EU	49-52	52-57	57-61								

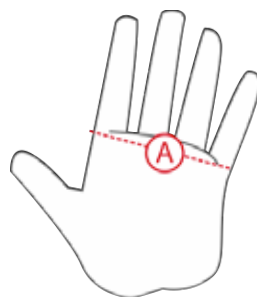


⑦ RIDING GLOVES

In the table are body measurements, not actual glove measurements. Use a tape to measure all the way around your hand at the widest part, excluding your thumb. The measurement in inches is your glove size. If you are right-handed, measure your right and if you are left-handed, measure your left hand. We recommend rounding up to the nearest half inch size.

RIDING GLOVES SIZES

SIZE (IN)	6	6,5	7	7,5	8	8,5	9	9,5	10
SIZE (L)	XXS	XS	S	S-M	M	M-L	L	XL	XXL



8 TALL RIDING BOOTS

It is important that all measurements for tall riding boots are made in the sitting position. When trying to find good fitted boots please add/allow at least a few mm to your actual body measurements for movement allowance. height: measure from the floor and up to the outside of the knee. calf: measure around the widest part of the calf. (note: measure over both socks and breeches!)

SHOE SIZE CONVERSION CHART

EU	36	37	38	39	40	41	42	43	44	45	46	47
UK	3½	4	4½-5	5½-6	6½	7	7½	8	9½	10½	11	12
US	6	6½	7½	8½	9	9½	10	10½	12	13	13½	14½

CHILDREN'S SHOE SIZE CONVERSION CHART

EU	27	28	29	30	31	32	33	34	35
UK	9½	10½	11	12	13	1	2	3	4
US	10	11	11½	12½	1	2	3	4	5

RIDING BOOT SIZES (RUBBER RIDING BOOTS, LADIES' 38055)

N=NARROW	
EU	36N 37N 38N 39N 40N 41N 42N
UK	3½ 4 4½-5 5½-6 6½ 7 7½
US	6 6½ 7½ 8½ 9 9½ 10
A HEIGHT (CM)	39,5 40 40,5 41 41,5 42 42,5
B CALF WIDTH (CM)	35 35,5 36 36,5 37 37,5 38
R=REGULAR	
EU	36R 37R 38R 39R 40R 41R 42R
UK	3½ 4 4½-5 5½-6 6½ 7 7½
US	6 6½ 7½ 8½ 9 9½ 10
A HEIGHT (CM)	41 41,5 42 42,5 43 43,5 44
B CALF WIDTH (CM)	36,5 37 37,5 38 38,5 39 39,5
W=WIDE	
EU	36W 37W 38W 39W 40W 41W 42W
UK	3½ 4 4½-5 5½-6 6½ 7 7½
US	6 6½ 7½ 8½ 9 9½ 10
A HEIGHT (CM)	38 38,5 39 39,5 40 40,5 41
B CALF WIDTH (CM)	38 38,5 39 39,5 40 40,5 41

RIDING BOOT SIZES (HZ SPORT RIDING BOOTS 38044)

EU	36	37	38	39	40	41	42	43	44
UK	3½	4	4½-5	5½-6	6½	7	7½	8	9½
US	6	6½	7½	8½	9	9½	10	10½	12
A HEIGHT (CM)	42	42	43	43	44	44	45	45	46
B CALF WIDTH (CM)	36	36	37,5	38,5	39	39	40	40,5	41

RIDING BOOT SIZES (RIDING BOOTS 38041)

EU	36	37	38	39	40	41	42
UK	3½	4	4½-5	5½-6	6½	7	7½
US	6	6½	7½	8½	9	9½	10
A HEIGHT (CM)	44	45	46	47	47	47	58
B CALF WIDTH (CM)	36	37	38	38	39	40	40

RIDING BOOT SIZES (WITH LACES & ELASTIC 38045)

EU	37	38	39	40	41	37-38	39-41	42-43	44-45
UK	4	4½-5	5½-6	6½	7	-	-	-	-
US	6½	7½	8½	9	9½	W6-7	W8-9	W10-11	W12
A HEIGHT (CM)	45	46	47	47	47	S	M	L	XL
B CALF WIDTH (CM)	35	36	36	37	38				

RIDING BOOT SIZES (LUGANO WATERPROOF BOOTS 38046)

SIZE	31	32	33	34	35	35W	36	36W	37	37W	38	38W	39	39W	40	40W
A HEIGHT (CM)	30	31	32	33	35	35	37	37	39	39	41	41	44	44	46	46
B CALF WIDTH (CM)	24	25	26	27	28	29,5	29,5	31	30,5	32,5	32	34	33	34,5	34	36

9 HALF CHAPS

These measurements are actual chap measurements. height: measure from the ankle and up to the outside of the knee (A). calf: measure around the widest part of the calf (B). (note: measure over both socks and breeches!)

HALF CHAPS SIZES (SOFT LEATHER CHAPS W/ELASTIC 37247)

SIZE	XS	S	M	L	XL
A LENGTH (CM)	37	39	40	41	42
B CALF WIDTH (CM)	31-35	33-37	35-39	37-41	39-43

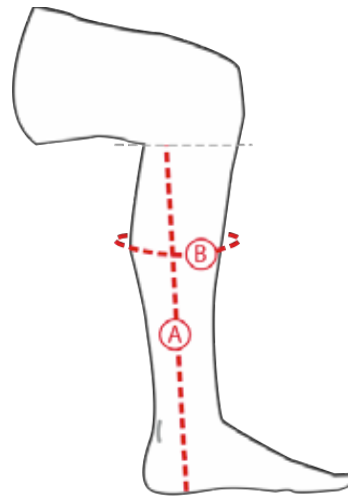
HALF CHAPS SIZES (RIBBED AMARA CHAPS, CHILDREN'S 37229)

SIZE	S	M	L	S-W	M-W	L-W
A LENGTH (CM)	29	31	33	26	28	30
B CALF WIDTH (CM)	26-30	28-32	30-34	28-32	30-34	32-36

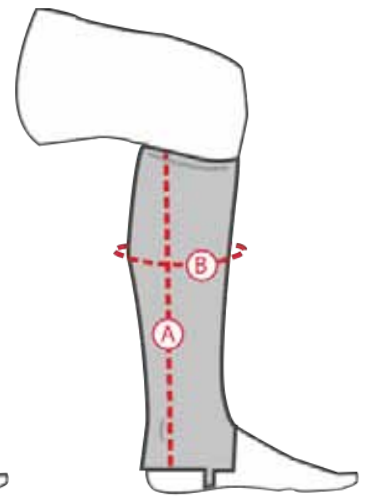
HALF CHAPS SIZES (AMARA CHAPS W/RIB 37234)

SIZE/WIDTH(W)	XS	S	M	L	XL	XXL	XS-W	S-W	M-W	L-W	XL-W
A LENGTH (CM)	36	38	39	41	42	42	35	35,5	36	37	37,5
B CALF WIDTH (CM)	31-36	32-37	34-39	35-40	36-41	36-41	37-42	39-44	41-46	42-47	43-48

TALL RIDING BOOTS



HALF CHAPS



RIDING BOOT SIZES (HZ 'ZIP-UP' RIDING BOOTS 38040)

N=NARROW	
EU	37N 38N 39N 40N 41N 42N 43N
UK	4 4½-5 5½-6 6½ 7 7½ 8
US	6½ 7½ 8½ 9 9½ 10 10½
A HEIGHT (CM)	44 45 46 47 47 47 58
B CALF WIDTH (CM)	36 37 38 39 40 41 42
R=REGULAR	
EU	37R 38R 39R 40R 41R 42R 43R
UK	4 4½-5 5½-6 6½ 7 7½ 8
US	6½ 7½ 8½ 9 9½ 10 10½
A HEIGHT (CM)	41 42 43 44 45 46 47
B CALF WIDTH (CM)	37,5 38 40 41 42 43 44,5
W=WIDE	
EU	37W 38W 39W 40W 41W 42W 43W
UK	4 4½-5 5½-6 6½ 7 7½ 8
US	6½ 7½ 8½ 9 9½ 10 10½
A HEIGHT (CM)	41 42 43 44 45 46 47
B CALF WIDTH (CM)	39 40 42 42,5 43,5 44,5 47

RIDING BOOT SIZES (RIDING BOOTS WITH LACES 38042)

EU	37	38	39	40	41	42
UK	4	4½-5	5½-6	6½	7	7½
US	6½	7½	8½	9	9½	10
A HEIGHT (CM)	45	46	47	47	47	48
B CALF WIDTH (CM)	35	36	36	37	38	38

RIDING BOOT SIZES (LUGANO WATERPROOF BOOTS 38046)

SIZE	36	37	38	39	40	41	42	43
A HEIGHT (CM)	38,5	39	39,5	39,5	40	40,5	41	41,5
B CALF WIDTH (CM)	36	40	41	41,5	42	43	44	45
C ANKLE WIDTH (CM)	28	30	31	31,5	32	33	34	35

HALF CHAPS SIZES (SOFT LEATHER CHAPS 37246)

SIZE/WIDTH(W)	XXS	XS	S	M	L	XL	XXL	XS-W	S-W	M-W	L-W	XL-W
A LENGTH (CM)	37	37	37	37	37	37	37	37	37	37	37	37
B CALF WIDTH (CM)	33-35	33-35	33-35	33-35	33-35	33-35	33-35	33-35	33-35	33-35	33-35	33-35

HALF CHAPS SIZES (SOFT SUEDE KNEE CHAPS, CHILDREN'S 37265)

SIZE	JR XS	JR S	JR M	JR L
A HEIGHT (CM)	29	31	33	36
B CALF WIDTH (CM)	23-26	26-29	28-31	30-33

HALF CHAPS SIZES (COUNTRY CHAPS 37227)

SIZE	XS	S	M	L	XL
A HEIGHT (CM)	37,5	39,5	41,5	43,5	45,5
B CALF WIDTH (CM)	31	33	35	37	39

HALF CHAPS SIZES (THIN LEATHER CHAPS WITH RAW EDGES 37241)

SIZE	XXS	XS	S	M	L	XL
A HEIGHT (CM)	38	40	42	41	42	43
B CALF WIDTH (CM)	26/30	28/31	30/33	32/35	36/39	38/41
C ANKLE WIDTH (CM)	22	23	24	25	26	27

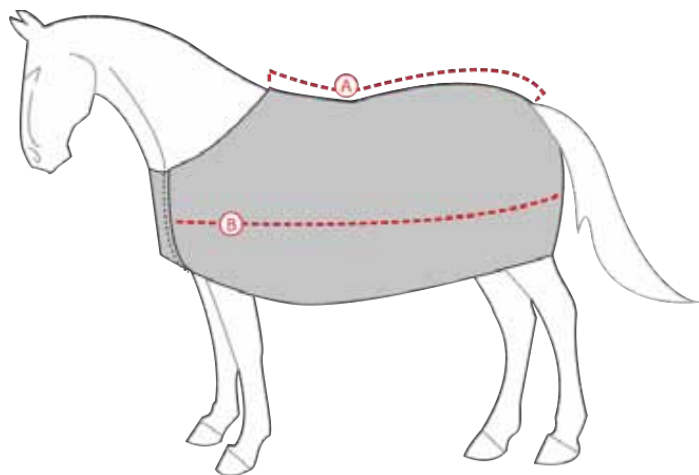
HALF CHAPS SIZES (LEATHER CHAPS WITH GOLDEN DETAILS 37242)

SIZE	XS	S	M	L	XL
A LENGTH (CM)	37	38	39	40	41
B CALF WIDTH (CM)	30-33	32-35	34-37	36-39	38-41
C ANKLE WIDTH (CM)	24	25	26,5	28	29,5

HALF CHAPS SIZES (CHAPS WITH CONTRAST STITCHING 37244)

SIZE	XS	S	M	L	XL
A HEIGHT (CM)	36	38	39	40	41
B CALF WIDTH (CM)	30-33	32-35	34-37	36-39	38-41
C ANKLE WIDTH (CM)	24	25	26,5	28	29,5

SIZE CHARTS FOR HORSE



1 RUGS

all measurements in the table are horse body measurements, not actual rug measurements. To obtain the eu rug size, measure the horse's back from the withers to the base of the tail in centimetres (A). alternatively, to obtain the uk/us rug size in inches, or in feet and inches, measure from the horse's chest to the rump (B).

RUG SIZES

A EU (BACK LENGTH CM)	75	85	95	105	115	125	135	140	145	155	165
B UK (BODY LENGTH FT&IN)	3'9"	4'3"	4'9"	5'0"	5'6"	5'9"	6'0"	6'3"	6'6"	6'9"	7'3"
B US (BODY LENGTH IN)	45"	51"	57"	60"	66"	69"	72"	75"	78"	81"	87"
B (BODY LENGTH CM)	114	129	145	152	168	175	183	191	195	206	221

3 SADDLE PADS

it is important that your saddle pad is based on the length of the saddle, and not necessarily on the length of the horse's back. The saddle pad should always be slightly longer than the saddle. The saddle pad model should also match the saddle model (e.g. dressage, all-Round), pony saddle pads generally fit saddle sizes 14-16.5. full saddle pads generally fit saddle sizes 16-18.5. „pony“ size fits all horses less than 148 cm (14,2 hh) high at the withers. „full“ fits all horses over 148 cm (14,2 hh) at the withers.

SADDLE PAD SIZES

PONY - SADDLE PAD SIZES	14-16,5
FULL - SADDLE PAD SIZES	16-18,5

5 BRIDLES

While bridle sizes generally will fit horse sizes according to the size chart, horse head sizes do vary, and you should test the bridle first to make sure it is a good fit. When the bridle is on, there should be a hand's width between the chin strap and the horse's jaw, two fingers' width between the noseband and the horse's nose, and you should be able to fit two fingers under the browband. The browband must not be so tight that it pinches behind the horse's ears, nor be so long that it pulls the bridle forward.

BRIDLE SIZES

SIZE (CM)	XF/S	F/S	C/S	P/S	S/S	M/S
CROWN (TOTAL)	75	69	65	60	56	54
BROWBAND (STITCH TO STITCH)	38	36	34	32	30	28
COMBINED NOSEBAND (TOTAL)	81	78	72	65	62	60
PULLBACK COMBINED NOSEBAND (TOTAL)	43	41	39	36	-	-
CROSS NOSEBAND	-	-	-	-	-	-
REINS	150	145	140	135	130	130
BRADOON STRAP	110	105	100	95	90	85

6 BITS

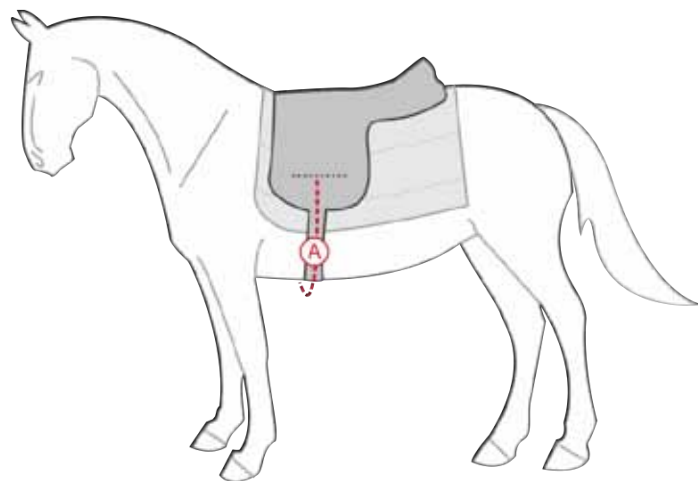
When measuring the bit size, always measure the length from the inside of one bit ring (or cheekpiece) to the inside of the opposite one. make sure the bit is straightened. The thickness of the bit is always measured just inside the bit ring. When placed in the horse's mouth, tmen's should be max. 5mm (1/4") play on either side of the bit.

BITS SIZES (RUBBER JOINT MOUTH 13096)

	115	125	135	145
A	24	22	25	23
B	150	160	170	170

BITS SIZES

A US (IN)	3 3/4"	4"	4 1/2"	5	5 1/4"	5 3/4"	6"	6 1/2"
A UK (IN)	3 3/4"	4"	4 1/2"	5	5 1/4"	5 3/4"	6"	6 1/2"
A EU (MM)	95	105	115	125	135	145	155	165



2 SADDLES

note: to make sure you get the rights sized saddle for your horse, always get help from a professional. There must be a clear passage down the gullet when the saddle is placed on the horse's back. To make sure that the rider's weight is distributed over as wide an area as possible, the entire surface area of all the panels should be in contact with the horse's back. make sure no weight is placed on the loins, and that the saddle flaps and panels don't extend over the horse's shoulder. There should be a clearance of about 10cm (4") between the pommel and the withers.

4 GIRTHS

To measure the length of the girth you need, start with placing the saddle pad and saddle on the horse. using a tape measure, measure the distance from the middle billet hole on one side of the saddle to the same position on the other side. The tape should be placed about one hand's width behind the horse's elbow. This measurement equals the size of the girth. as saddles have different sizes and strap lengths, it may be necessary to measure for a new girth if you change your saddle. To switch between short (dressage) and long girths, add or subtract about 20 inches (51 cm) respectively.

GIRTH SIZES

A US (IN)	32	36	40	44	48	52	56	60
A UK (IN)	32	36	40	44	48	52	56	60
A EU (CM)	80	90	100	110	120	130	140	150
DRESSAGE GIRTH								
A US (IN)	16	18	20	22	24	26	28	
A UK (IN)	16	18	20	22	24	26	28	
A EU (CM)	40	45	50	55	60	65	70	

STIRRUPS SIZE CONVERSION CHART

US (IN)	4 3/8	4 3/4	5	5 1/8	5 1/2	5 3/4	6 1/8
UK (IN)	44	47	50	52	54	55	64
EU (CM)	110	120	125	130	135	140	160

STIRRUPS LEATHER SIZE CONVERSION CHART

US (IN)	44	47	50	52	54	57	63
UK (IN)	44	47	50	52	54	57	63
EU (CM)	110	120	125	130	135	145	160

SPURS SIZE CONVERSION CHART

EU (MM)	15	35	14	20	30
US/UK (IN)	0,59"	1,38"	0,55"	0,79"	1,18"

