

## Model TK Series – Low Pressure Multi-Cartridge Filter Housings



### Model TK Series Low Pressure Multi-Cartridge Filter Housings

Lightweight, economical filter housings suitable for pressures up to 150 psi and flow rates up to 140 gpm

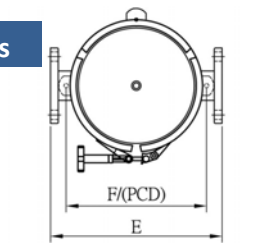
#### Description

<b>Product:</b>	Model TK Series—Low Pressure Multi-Cartridge Filter Housings
<b>Applications:</b>	Basic filtration applications
<b>Configuration:</b>	Multiple cartridges (SOE & DOE)
<b>Material of Construction:</b>	Stainless steel construction (SS304, SS316, SS316L)
<b>Inlet Outlet Connections:</b>	1/2"-3" (NPT, ANSI 150 flange)
<b>Flow Rate:</b>	Up to 140 gpm
<b>Max. Pressure:</b>	150 psi
<b>Temperature:</b>	210 °F
<b>Surface finish:</b>	Electropolished
<b>Closure Mechanism:</b>	V-Clamp closure
<b>Seal type:</b>	O-Ring (BUNA, EPDM, VITON, PTFE encapsulate VITON)
<b>Cartridge Size:</b>	10", 20", 30" and 40"
<b>Leg Support:</b>	Stainless steel (SS304)
<b>Inlet outlet position:</b>	Side or bottom outlet available
<b>Customizations:</b>	Other connection sizes and standards (JIS, DIN) are available
<b>Recommended Spare Parts:</b>	O-Rings, Nuts for Screw Rod, Cartridge Hold-down Plates, Cartridge Hold-down Rings, Cartridge Center Rods, Screw Rods, Clamps

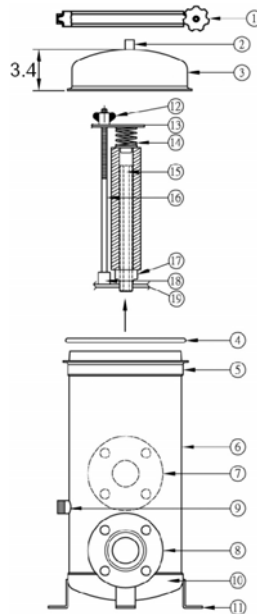
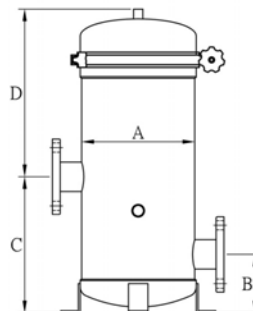


## Model TK Series – Low Pressure Multi-Cartridge Filter Housings

### Dimensions



PCD – Pitch Circle Diameter



NO.	Description
1	Clamp
2	Port Vent
3	Top Vent
4	O-Ring
5	Shell Flange
6	Shell
7	Port Inlet
8	Port Outlet
9	Port Drain
10	Bottom Cover
11	Leg Support
12	Nutfor Screw Rod
13	Cartridge Hold-down Plate
14	Cartridge Hold-down Ring
15	Cartridge Center Rod
16	Screw Rod
17	Cartridge Bowl
18	Nutfor Screw Rod
19	Cartridge Support Plate

Inch  
[mm]

No of Cartridges NO	Cartridge Size	Flow GPM	Dimensions						Weight LBs	Volume Gal
			A	B	C	D	E	F		
3-4	10"	15-20	7 [180]	4-1/2 [120]	11 [280]	13-1/2 [345]	11-3/4 [300]	9-1/4 [236]	33	3.7
	20"	30-40	7 [180]	4-1/2 [120]	11 [280]	24 [610]	11-3/4 [300]	9-1/4 [236]	40	5.5
	30"	45-60	7 [180]	4-1/2 [120]	11 [280]	34 [865]	11-3/4 [300]	9-1/4 [236]	44	7.4
5-7	10'	25-35	9 [232]	4-1/2 [120]	11 [280]	13-1/2 [345]	13-3/4 [352]	11-1/4 [288]	46	6.1
	20"	50-70	9 [232]	4-1/2 [120]	11 [280]	24 [610]	13-3/4 [352]	11-1/4 [288]	55	9.0
	30"	75-105	9 [232]	4-1/2 [120]	11 [280]	34 [865]	13-3/4 [352]	11-1/4 [288]	62	11.9
	40"	100-140	9 [232]	4-1/2 [120]	11 [280]	44 [1120]	13-3/4 [352]	11-1/4 [288]	68	14.5

All dimensions are nominal and rounded to 1/4" in the format of inch[mm]

### How to order

Product Codes							
TK-	A-	03-	20-	A-	150-	015-	030-
	Material	No. of Cartridges	Cartridge Size	Connection Type	Pressure Rating	Connection Size	Flow Rate
	A-SS304 B-SS316 C-SS316L	03 06 04 07 05	10-10" 20-20" 30-30" 40-40"	A-ANSI 150 Flange N-NPT	150-150psi	005-1/2" 010-1" ..... 030-3"	015-15 gpm 020-20 ..... 140-140

Example: TK-A-03-20-A-150-015-030-E-N

Product Codes (Continued)	
E -	N
O-Ring	ASME Code
B-BUNA E-EPDM V-VITON P-PTFE W/VITON	N-No A-YES, No Stamps AU-YES, "U" Stamp

Accessory Codes & Spare Parts Codes				
TK	S-	A-	10-	CR
	Spare Parts	Material	Cartridge Size	Type
		A-SS304 B-SS316 C-SS316L	10-10" 20-20" 30-30" 40-40"	NR-Nut for Screw Rod CP -Cartridge Hold-down Plate CS -Cartridge Hold-down Ring CR -Cartridge Center Rod SR -Screw Rod CL -Clamp OR-O-Ring
		B-BUNA E-EPDM V-VITON P-PTFE W/VITON		

Example:TKS-A-10-CR