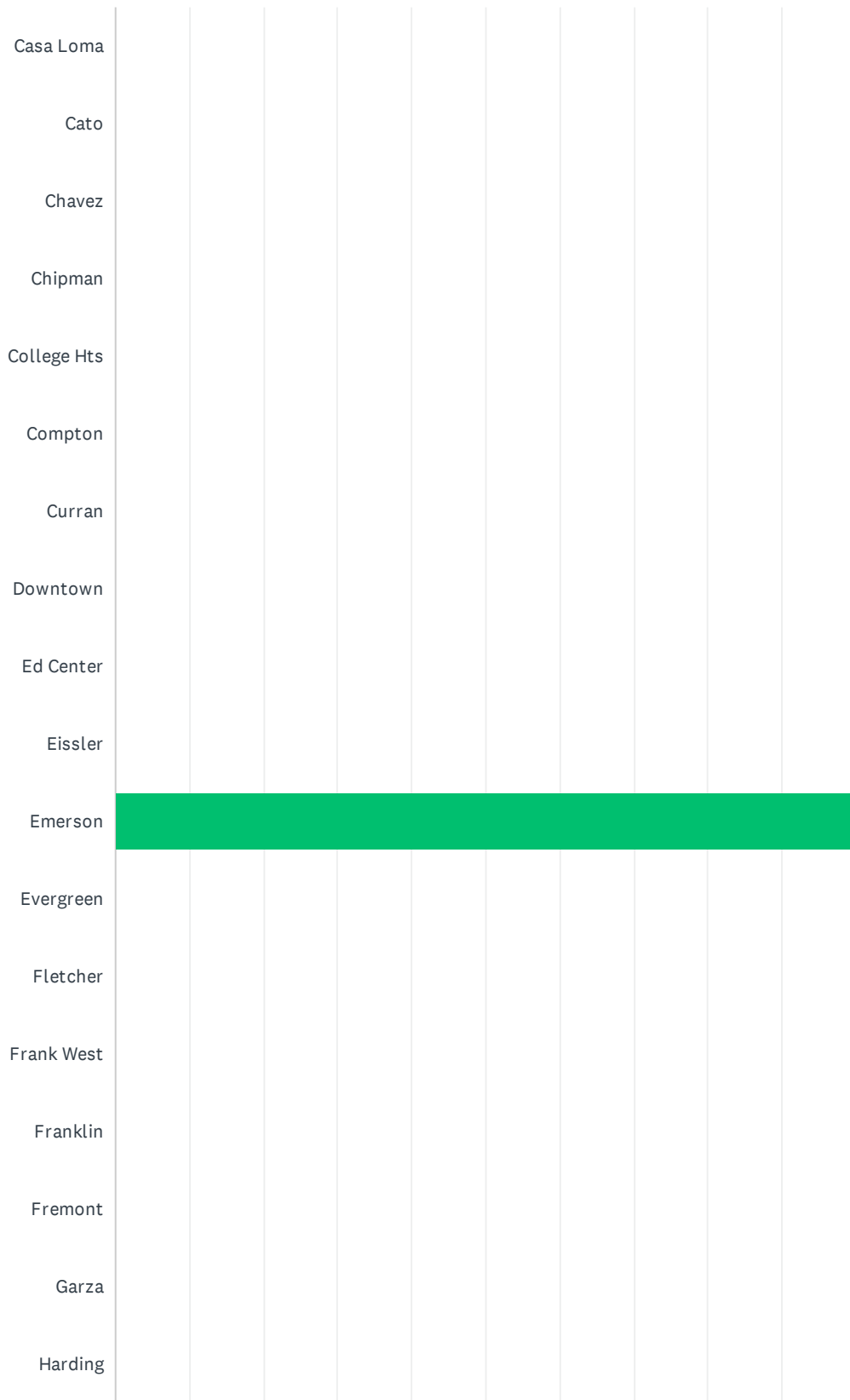


# Q1 School Site (If you work at multiple sites choose your home site OR complete a survey for each site at which you spend significant time.)

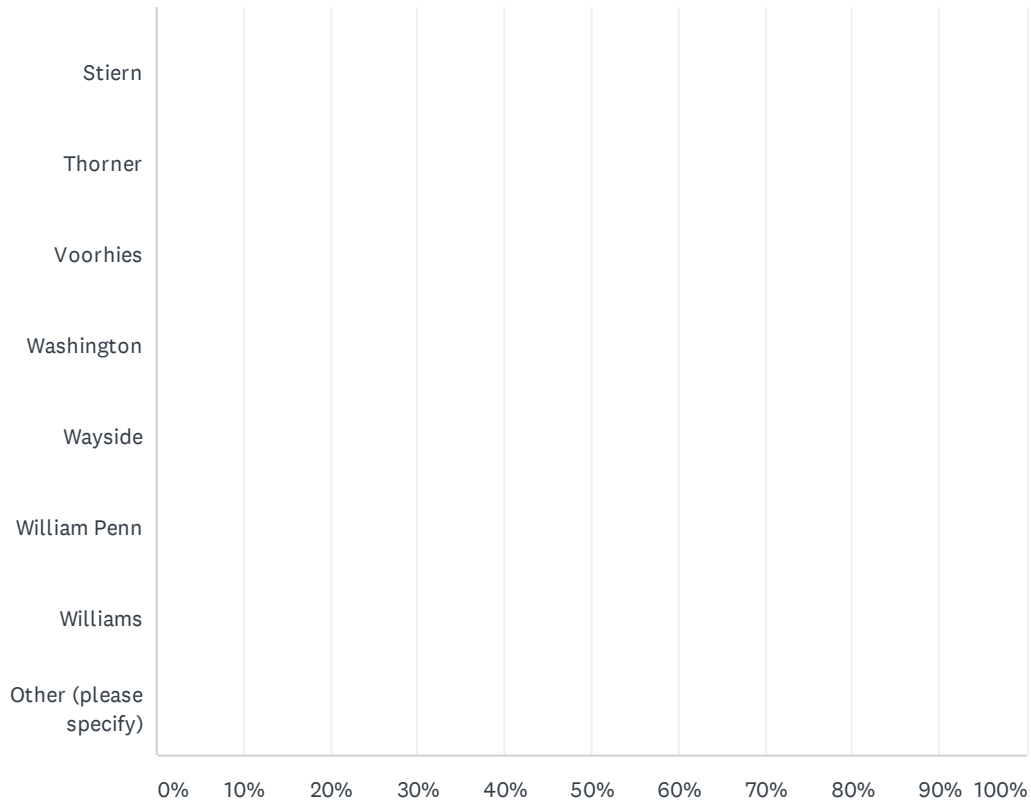
Answered: 9 Skipped: 0



2019-2020 BETA Administration/Site Climate Survey

|                       |  |  |  |  |  |  |  |  |  |
|-----------------------|--|--|--|--|--|--|--|--|--|
| Harris                |  |  |  |  |  |  |  |  |  |
| Horace Mann           |  |  |  |  |  |  |  |  |  |
| Hort                  |  |  |  |  |  |  |  |  |  |
| Jefferson             |  |  |  |  |  |  |  |  |  |
| Longfellow            |  |  |  |  |  |  |  |  |  |
| McKinley              |  |  |  |  |  |  |  |  |  |
| Mt.Vernon             |  |  |  |  |  |  |  |  |  |
| Munsey                |  |  |  |  |  |  |  |  |  |
| Nichols               |  |  |  |  |  |  |  |  |  |
| Noble                 |  |  |  |  |  |  |  |  |  |
| Nurses                |  |  |  |  |  |  |  |  |  |
| Owens<br>Intermediate |  |  |  |  |  |  |  |  |  |
| Owens Primary         |  |  |  |  |  |  |  |  |  |
| Pauly                 |  |  |  |  |  |  |  |  |  |
| Pioneer               |  |  |  |  |  |  |  |  |  |
| Rafer Johnson         |  |  |  |  |  |  |  |  |  |
| Roosevelt             |  |  |  |  |  |  |  |  |  |
| Sequoia               |  |  |  |  |  |  |  |  |  |
| Sierra                |  |  |  |  |  |  |  |  |  |
| Special Ed<br>Office  |  |  |  |  |  |  |  |  |  |
| Stella Hills          |  |  |  |  |  |  |  |  |  |

2019-2020 BETA Administration/Site Climate Survey



2019-2020 BETA Administration/Site Climate Survey

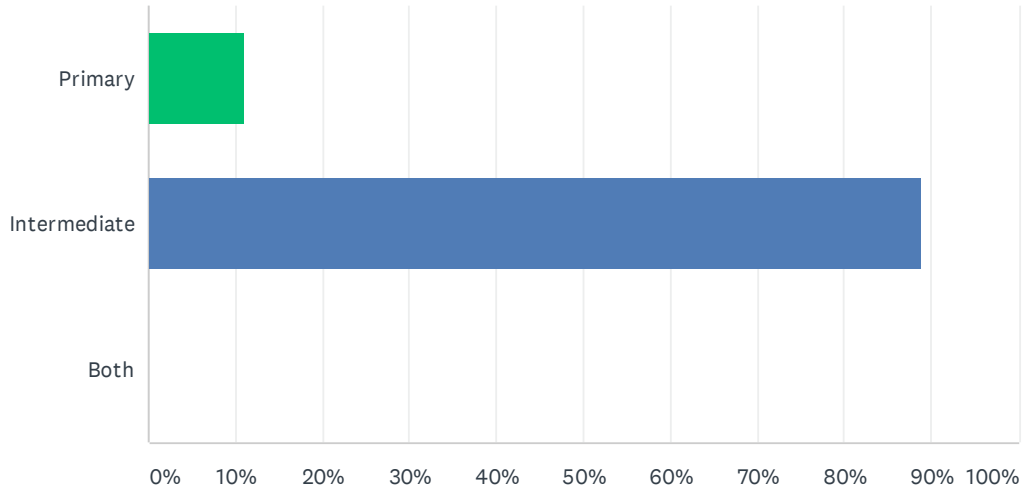
| ANSWER CHOICES     | RESPONSES |   |
|--------------------|-----------|---|
| Casa Loma          | 0.00%     | 0 |
| Cato               | 0.00%     | 0 |
| Chavez             | 0.00%     | 0 |
| Chipman            | 0.00%     | 0 |
| College Hts        | 0.00%     | 0 |
| Compton            | 0.00%     | 0 |
| Curran             | 0.00%     | 0 |
| Downtown           | 0.00%     | 0 |
| Ed Center          | 0.00%     | 0 |
| Eissler            | 0.00%     | 0 |
| Emerson            | 100.00%   | 9 |
| Evergreen          | 0.00%     | 0 |
| Fletcher           | 0.00%     | 0 |
| Frank West         | 0.00%     | 0 |
| Franklin           | 0.00%     | 0 |
| Fremont            | 0.00%     | 0 |
| Garza              | 0.00%     | 0 |
| Harding            | 0.00%     | 0 |
| Harris             | 0.00%     | 0 |
| Horace Mann        | 0.00%     | 0 |
| Hort               | 0.00%     | 0 |
| Jefferson          | 0.00%     | 0 |
| Longfellow         | 0.00%     | 0 |
| McKinley           | 0.00%     | 0 |
| Mt.Vernon          | 0.00%     | 0 |
| Munsey             | 0.00%     | 0 |
| Nichols            | 0.00%     | 0 |
| Noble              | 0.00%     | 0 |
| Nurses             | 0.00%     | 0 |
| Owens Intermediate | 0.00%     | 0 |
| Owens Primary      | 0.00%     | 0 |
| Pauly              | 0.00%     | 0 |

2019-2020 BETA Administration/Site Climate Survey

|                        |       |   |
|------------------------|-------|---|
| Pioneer                | 0.00% | 0 |
| Rafer Johnson          | 0.00% | 0 |
| Roosevelt              | 0.00% | 0 |
| Sequoia                | 0.00% | 0 |
| Sierra                 | 0.00% | 0 |
| Special Ed Office      | 0.00% | 0 |
| Stella Hills           | 0.00% | 0 |
| Stiern                 | 0.00% | 0 |
| Thorner                | 0.00% | 0 |
| Voorhies               | 0.00% | 0 |
| Washington             | 0.00% | 0 |
| Wayside                | 0.00% | 0 |
| William Penn           | 0.00% | 0 |
| Williams               | 0.00% | 0 |
| Other (please specify) | 0.00% | 0 |
| Total Respondents: 9   |       |   |

## Q2 Instructional Grade Level or Support Services

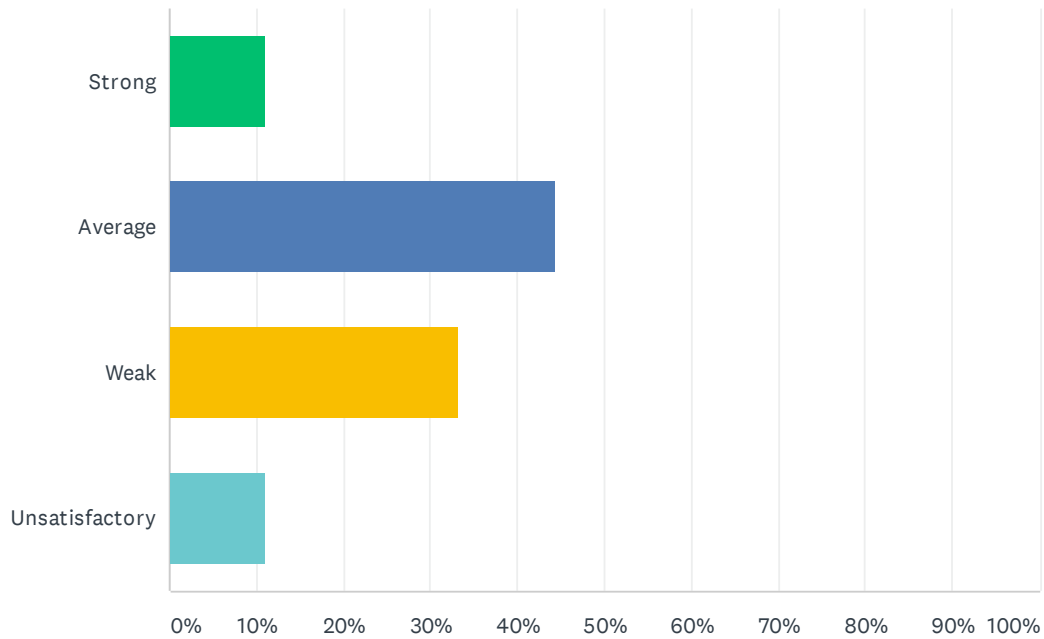
Answered: 9 Skipped: 0



| ANSWER CHOICES | RESPONSES |          |
|----------------|-----------|----------|
| Primary        | 11.11%    | 1        |
| Intermediate   | 88.89%    | 8        |
| Both           | 0.00%     | 0        |
| <b>TOTAL</b>   |           | <b>9</b> |

### Q3 Site administration is sensitive to the needs of students, staff, and community.

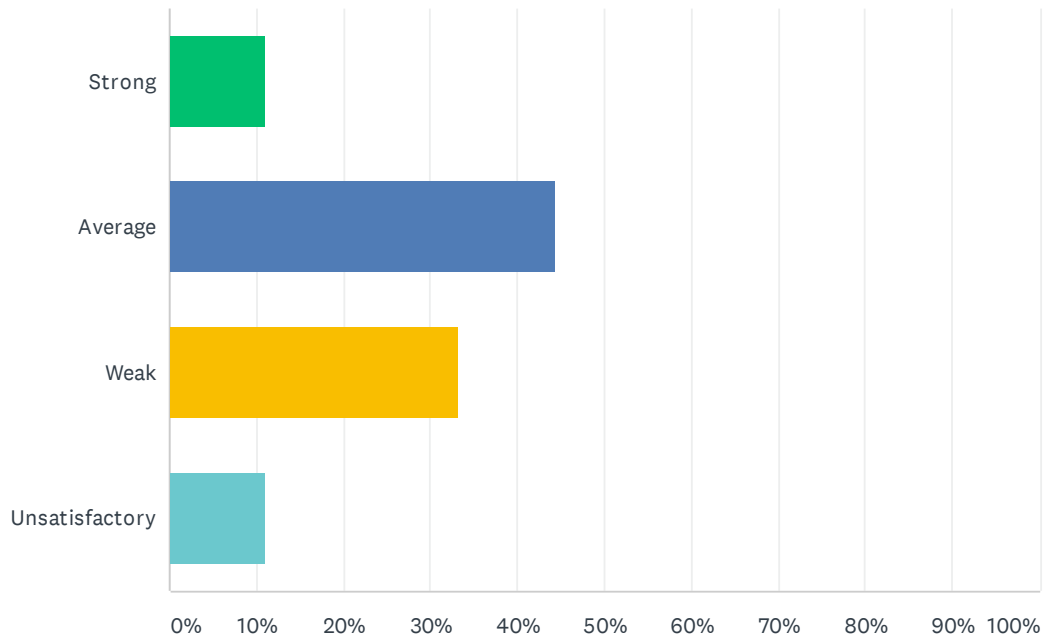
Answered: 9 Skipped: 0



| ANSWER CHOICES | RESPONSES |   |
|----------------|-----------|---|
| Strong         | 11.11%    | 1 |
| Average        | 44.44%    | 4 |
| Weak           | 33.33%    | 3 |
| Unsatisfactory | 11.11%    | 1 |
| TOTAL          |           | 9 |

## Q4 Site administration treats staff with respect; you feel like a valued member of a team

Answered: 9 Skipped: 0

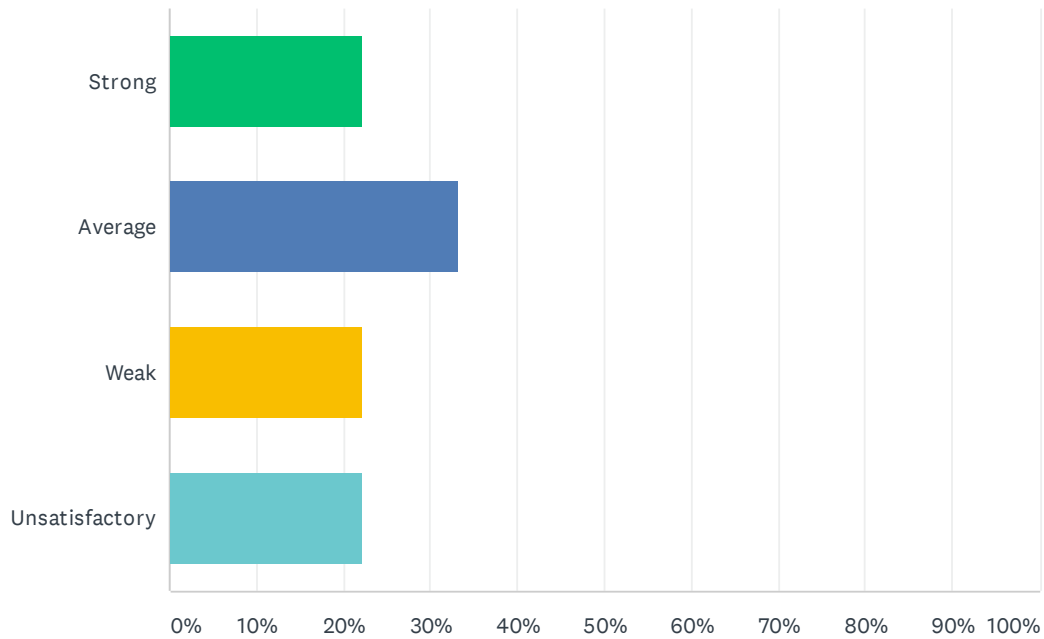


| ANSWER CHOICES | RESPONSES |   |
|----------------|-----------|---|
| Strong         | 11.11%    | 1 |
| Average        | 44.44%    | 4 |
| Weak           | 33.33%    | 3 |
| Unsatisfactory | 11.11%    | 1 |
| TOTAL          |           | 9 |



### Q5 Site administration conducts classroom visits (walk-through) in least the disruptive manner and leaves timely feedback (within 24 hours).

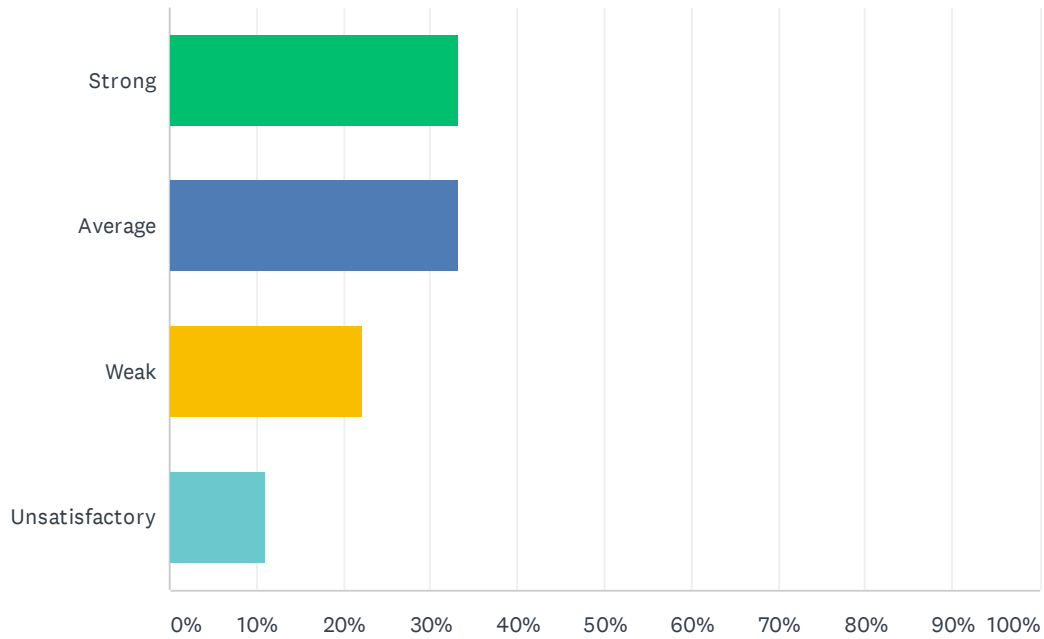
Answered: 9 Skipped: 0



| ANSWER CHOICES | RESPONSES |          |
|----------------|-----------|----------|
| Strong         | 22.22%    | 2        |
| Average        | 33.33%    | 3        |
| Weak           | 22.22%    | 2        |
| Unsatisfactory | 22.22%    | 2        |
| <b>TOTAL</b>   |           | <b>9</b> |

## Q6 Site administration follows the contract and respects personal rights.

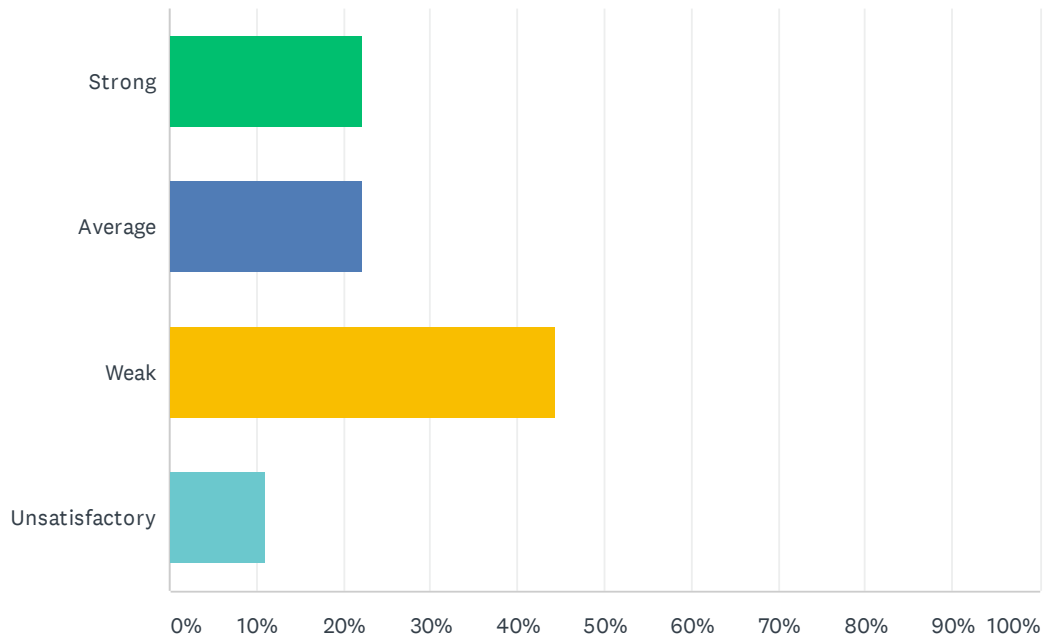
Answered: 9 Skipped: 0



| ANSWER CHOICES | RESPONSES |          |
|----------------|-----------|----------|
| Strong         | 33.33%    | 3        |
| Average        | 33.33%    | 3        |
| Weak           | 22.22%    | 2        |
| Unsatisfactory | 11.11%    | 1        |
| <b>TOTAL</b>   |           | <b>9</b> |

### Q7 Administration utilizes staff according to their job description (ie. Coaches, APL's, Specialists & Staff).

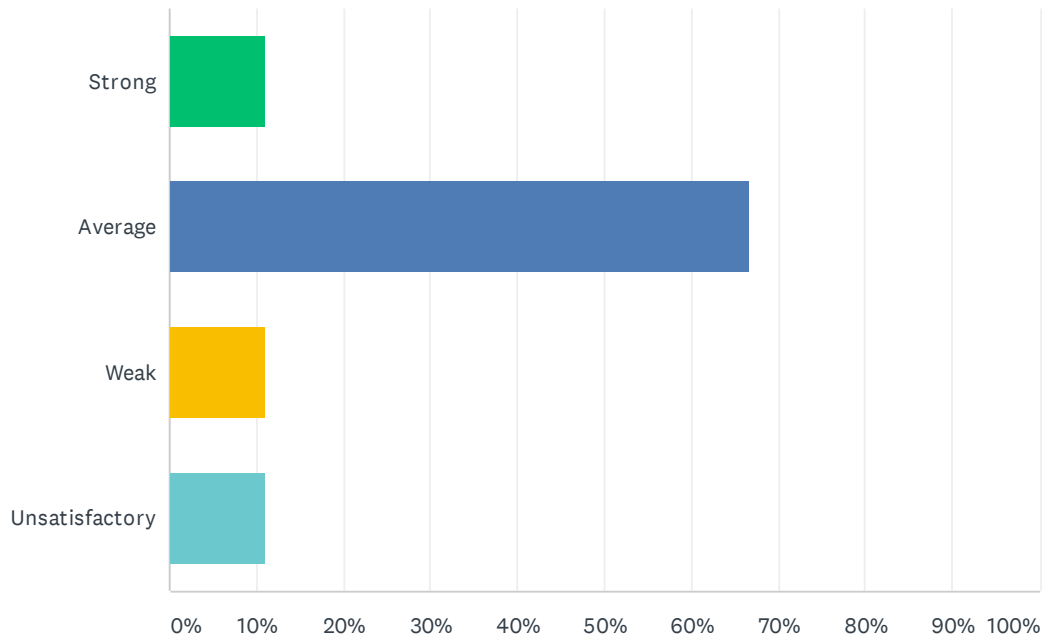
Answered: 9 Skipped: 0



| ANSWER CHOICES | RESPONSES |          |
|----------------|-----------|----------|
| Strong         | 22.22%    | 2        |
| Average        | 22.22%    | 2        |
| Weak           | 44.44%    | 4        |
| Unsatisfactory | 11.11%    | 1        |
| <b>TOTAL</b>   |           | <b>9</b> |

## Q8 Administration maintains open communication with staff, parents, and students.

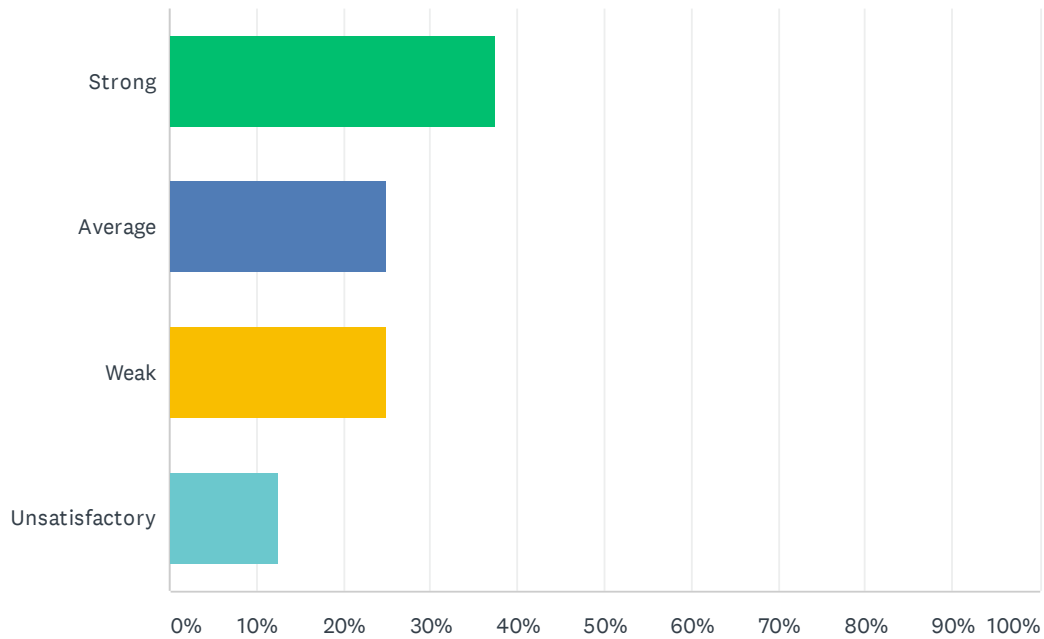
Answered: 9 Skipped: 0



| ANSWER CHOICES | RESPONSES |          |
|----------------|-----------|----------|
| Strong         | 11.11%    | 1        |
| Average        | 66.67%    | 6        |
| Weak           | 11.11%    | 1        |
| Unsatisfactory | 11.11%    | 1        |
| <b>TOTAL</b>   |           | <b>9</b> |

## Q9 Administration supports staff against attacks and criticism from parents.

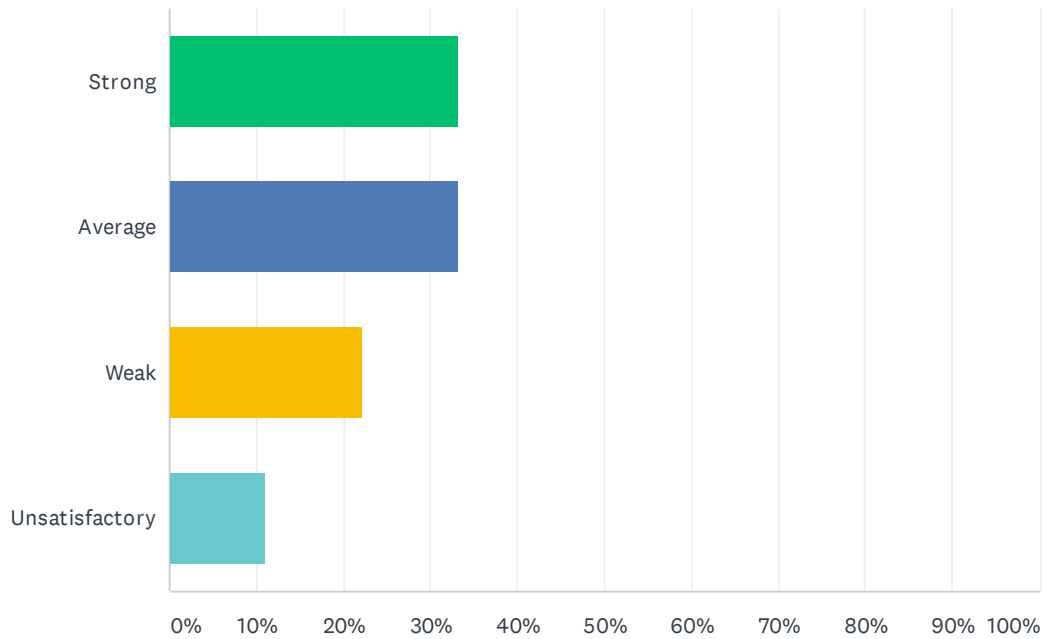
Answered: 8 Skipped: 1



| ANSWER CHOICES | RESPONSES |          |
|----------------|-----------|----------|
| Strong         | 37.50%    | 3        |
| Average        | 25.00%    | 2        |
| Weak           | 25.00%    | 2        |
| Unsatisfactory | 12.50%    | 1        |
| <b>TOTAL</b>   |           | <b>8</b> |

### Q10 Site administration treats all teachers equally; there is no preferential treatment.

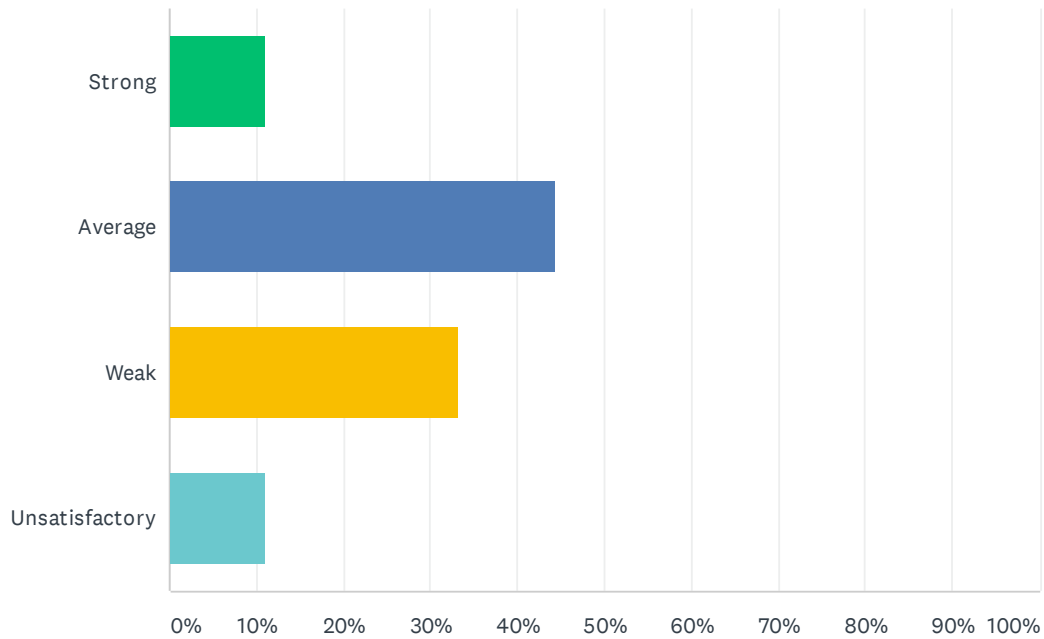
Answered: 9 Skipped: 0



| ANSWER CHOICES | RESPONSES |          |
|----------------|-----------|----------|
| Strong         | 33.33%    | 3        |
| Average        | 33.33%    | 3        |
| Weak           | 22.22%    | 2        |
| Unsatisfactory | 11.11%    | 1        |
| <b>TOTAL</b>   |           | <b>9</b> |

### Q11 Administration supports classroom discipline procedures and follows District discipline guidelines.

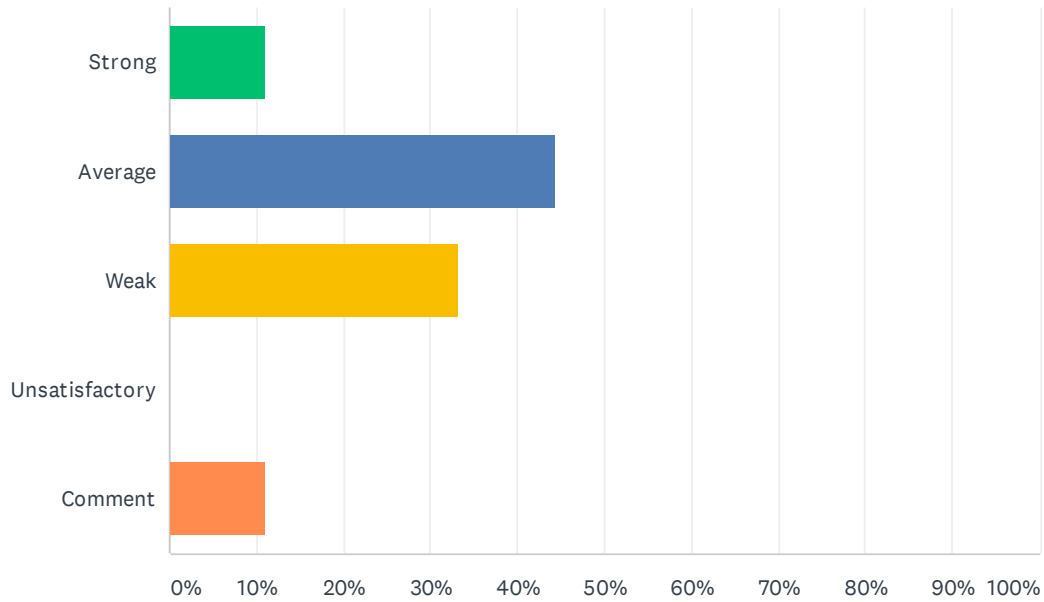
Answered: 9 Skipped: 0



| ANSWER CHOICES | RESPONSES |          |
|----------------|-----------|----------|
| Strong         | 11.11%    | 1        |
| Average        | 44.44%    | 4        |
| Weak           | 33.33%    | 3        |
| Unsatisfactory | 11.11%    | 1        |
| <b>TOTAL</b>   |           | <b>9</b> |

### Q12 Administration processes ODR's (Office Disciplinary Referrals) within 48 hours and supports staff when discipline moves beyond classroom managed behaviors.

Answered: 9 Skipped: 0

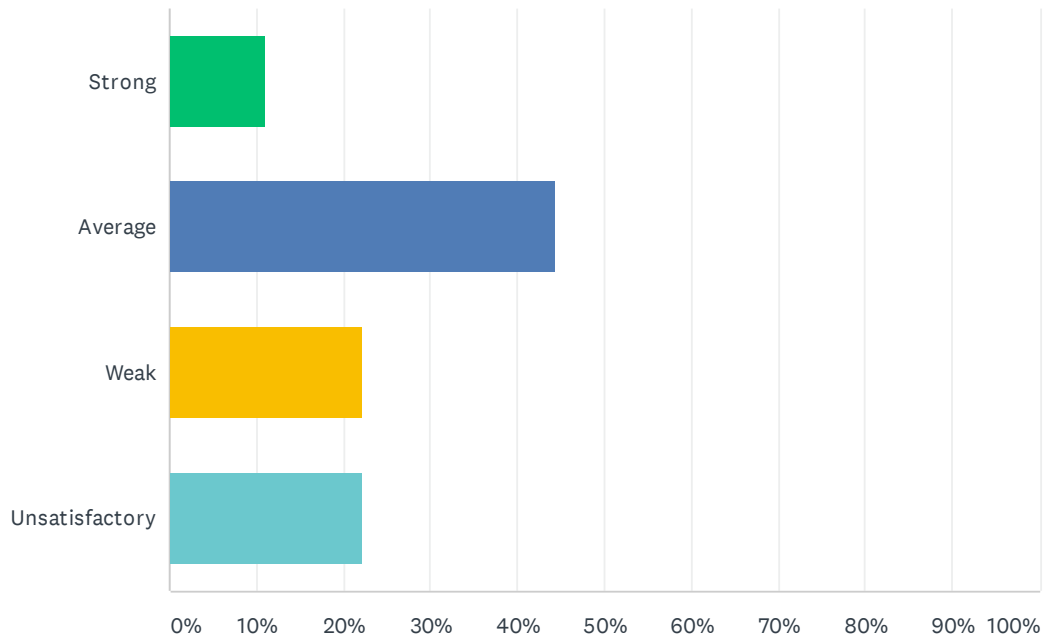


| ANSWER CHOICES | RESPONSES |          |
|----------------|-----------|----------|
| Strong         | 11.11%    | 1        |
| Average        | 44.44%    | 4        |
| Weak           | 33.33%    | 3        |
| Unsatisfactory | 0.00%     | 0        |
| Comment        | 11.11%    | 1        |
| <b>TOTAL</b>   |           | <b>9</b> |



### Q13 Administration treats teachers as professionals; the teacher's word is not disregarded in favor of the student's.

Answered: 9 Skipped: 0



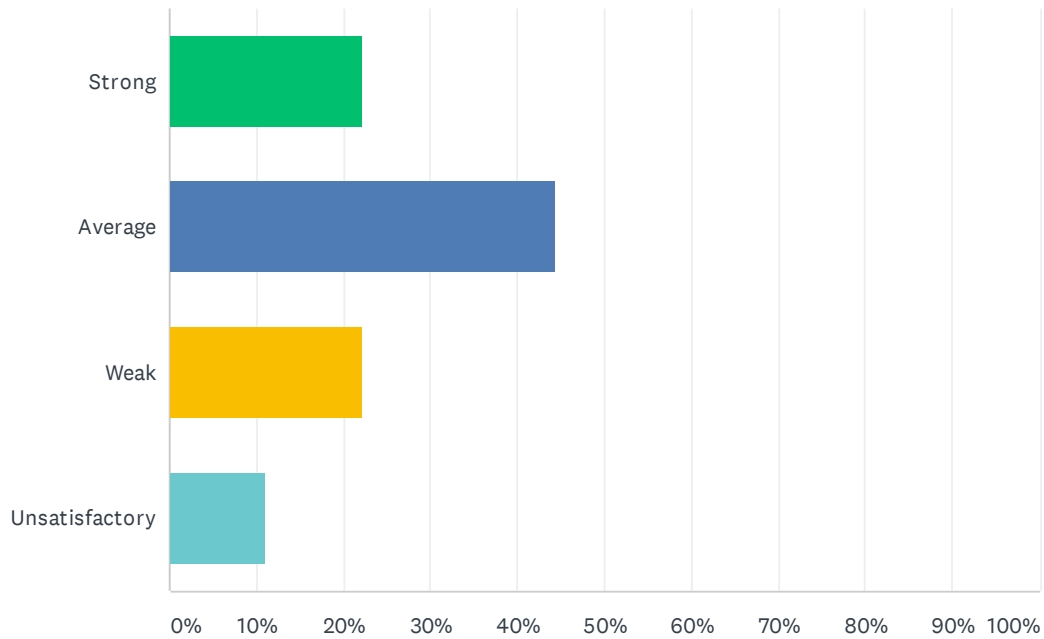
| ANSWER CHOICES | RESPONSES |          |
|----------------|-----------|----------|
| Strong         | 11.11%    | 1        |
| Average        | 44.44%    | 4        |
| Weak           | 22.22%    | 2        |
| Unsatisfactory | 22.22%    | 2        |
| <b>TOTAL</b>   |           | <b>9</b> |

**Q14 How do you feel that your administration positively/negatively impacts working conditions at your site?**

Answered: 5 Skipped: 4

### Q15 Site staff is involved in setting school policies and budgetary priorities.

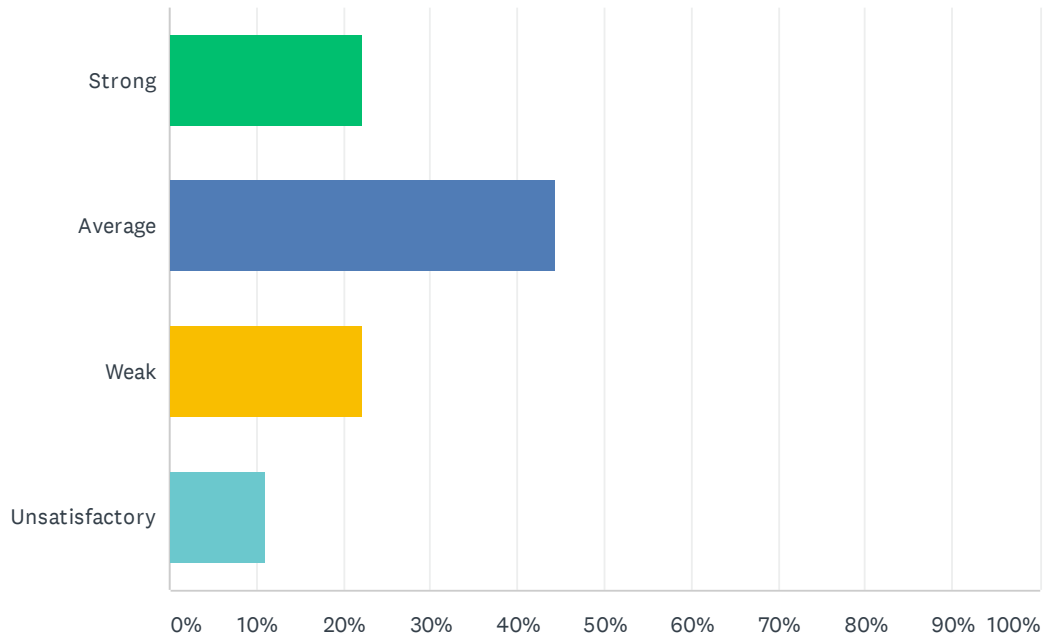
Answered: 9 Skipped: 0



| ANSWER CHOICES | RESPONSES |          |
|----------------|-----------|----------|
| Strong         | 22.22%    | 2        |
| Average        | 44.44%    | 4        |
| Weak           | 22.22%    | 2        |
| Unsatisfactory | 11.11%    | 1        |
| <b>TOTAL</b>   |           | <b>9</b> |

## Q16 Site meetings are productive and not excessive.

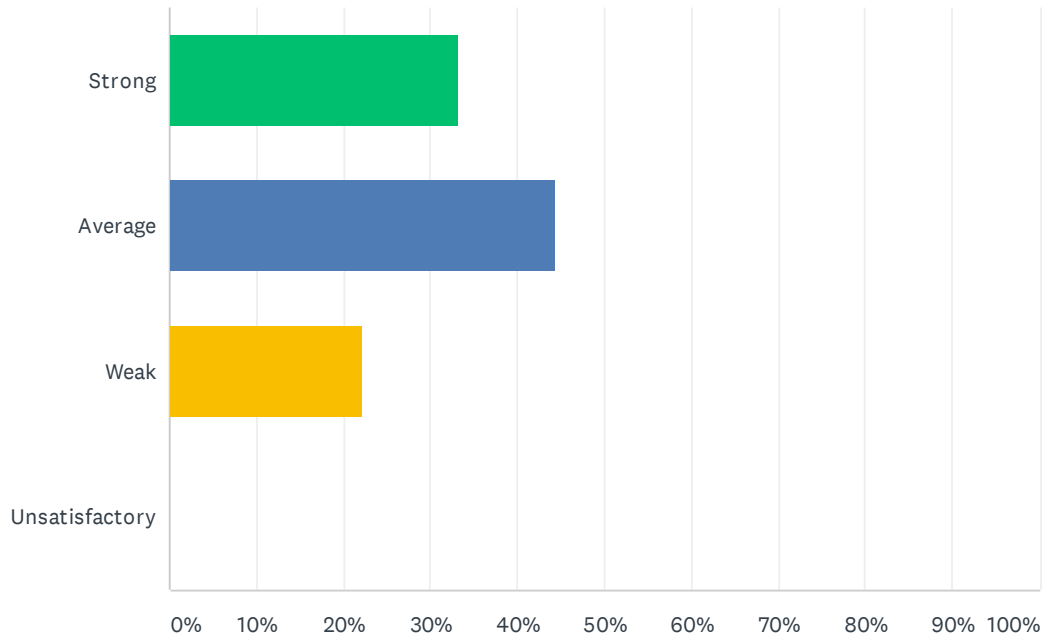
Answered: 9 Skipped: 0



| ANSWER CHOICES | RESPONSES |          |
|----------------|-----------|----------|
| Strong         | 22.22%    | 2        |
| Average        | 44.44%    | 4        |
| Weak           | 22.22%    | 2        |
| Unsatisfactory | 11.11%    | 1        |
| <b>TOTAL</b>   |           | <b>9</b> |

Q17 Bank days are used for PLC activities; Site administration uses two Bank Days a month and staff gets uninterrupted planning/preparation time twice a month during Bank Days.

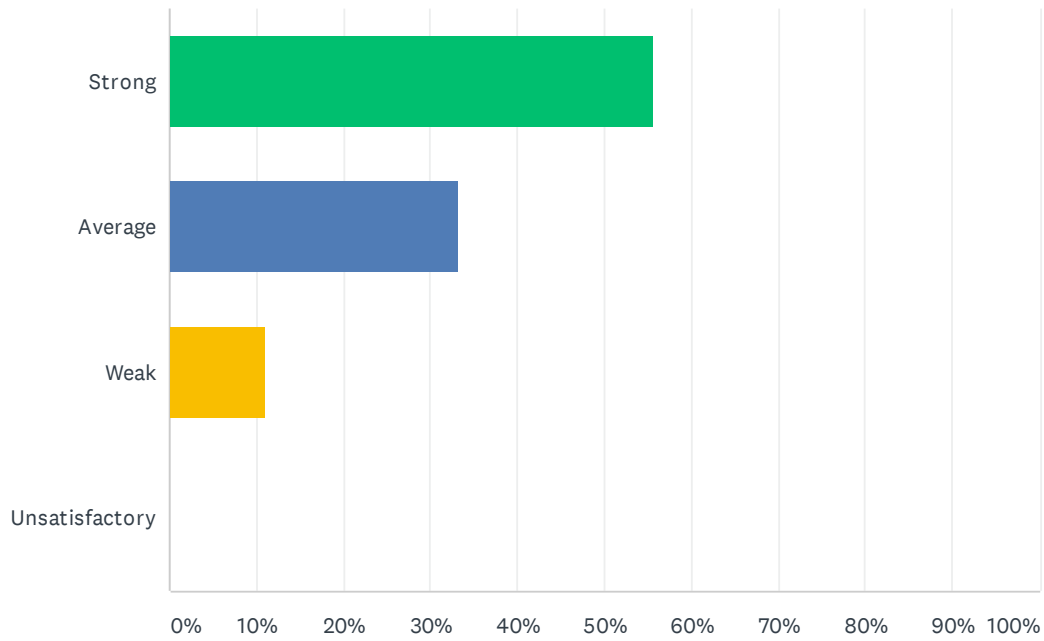
Answered: 9 Skipped: 0



| ANSWER CHOICES | RESPONSES |   |
|----------------|-----------|---|
| Strong         | 33.33%    | 3 |
| Average        | 44.44%    | 4 |
| Weak           | 22.22%    | 2 |
| Unsatisfactory | 0.00%     | 0 |
| TOTAL          |           | 9 |

### Q18 My site receives daily consecutive uninterrupted planning/preparation time. (30 minutes / 40 minutes)

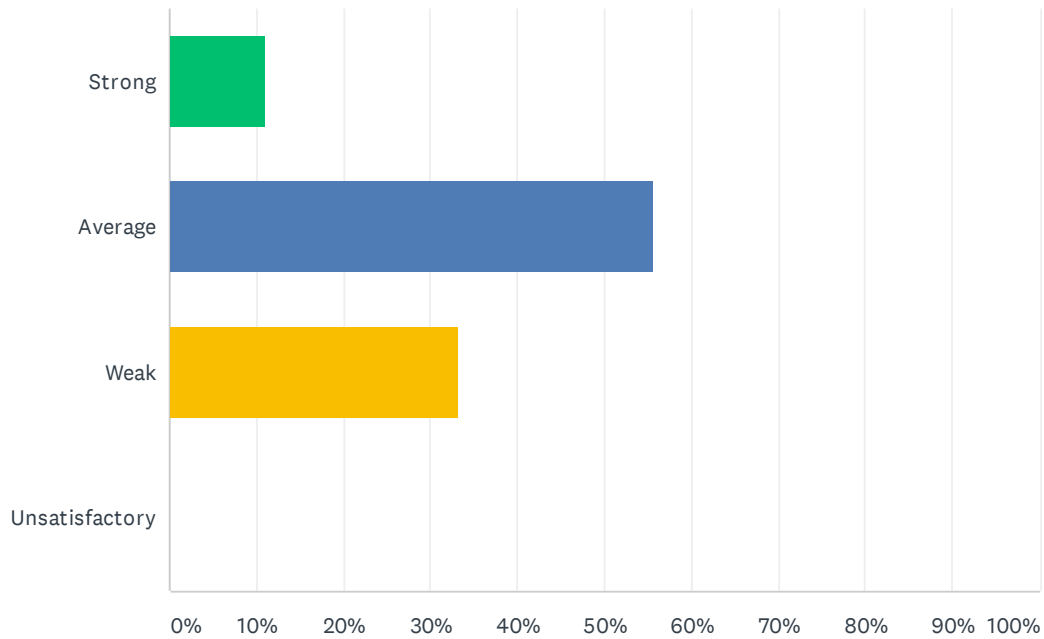
Answered: 9 Skipped: 0



| ANSWER CHOICES | RESPONSES |          |
|----------------|-----------|----------|
| Strong         | 55.56%    | 5        |
| Average        | 33.33%    | 3        |
| Weak           | 11.11%    | 1        |
| Unsatisfactory | 0.00%     | 0        |
| <b>TOTAL</b>   |           | <b>9</b> |

### Q19 Staff is given time to input district required data (ie. Benchmarks, Dibels, CFAs, Report Card, and etc).

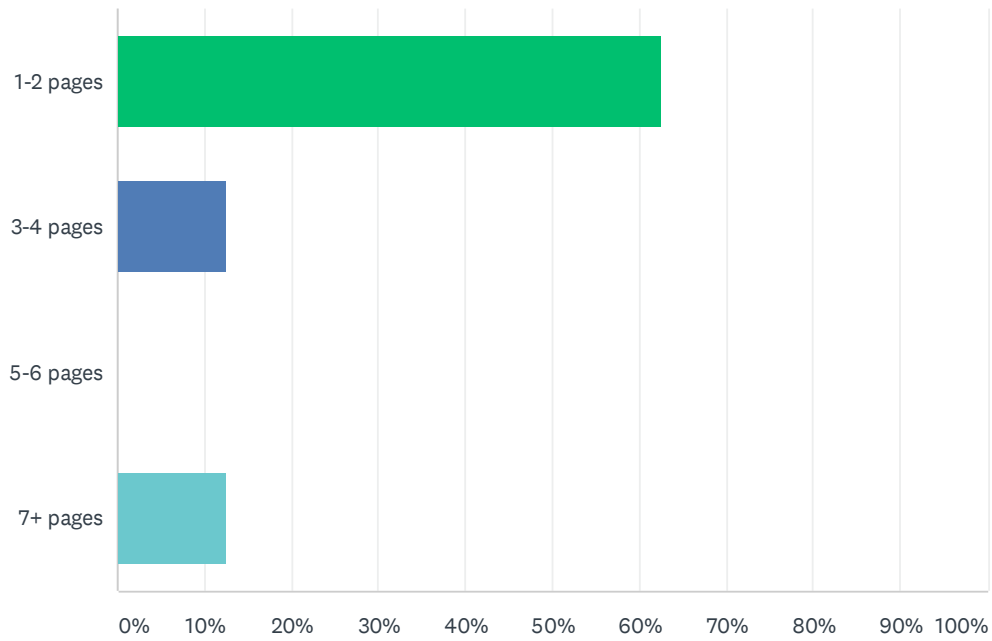
Answered: 9 Skipped: 0



| ANSWER CHOICES | RESPONSES |          |
|----------------|-----------|----------|
| Strong         | 11.11%    | 1        |
| Average        | 55.56%    | 5        |
| Weak           | 33.33%    | 3        |
| Unsatisfactory | 0.00%     | 0        |
| <b>TOTAL</b>   |           | <b>9</b> |

## Q20 Teachers are required to submit complete, but not excessively lengthy lesson plans.

Answered: 8 Skipped: 1

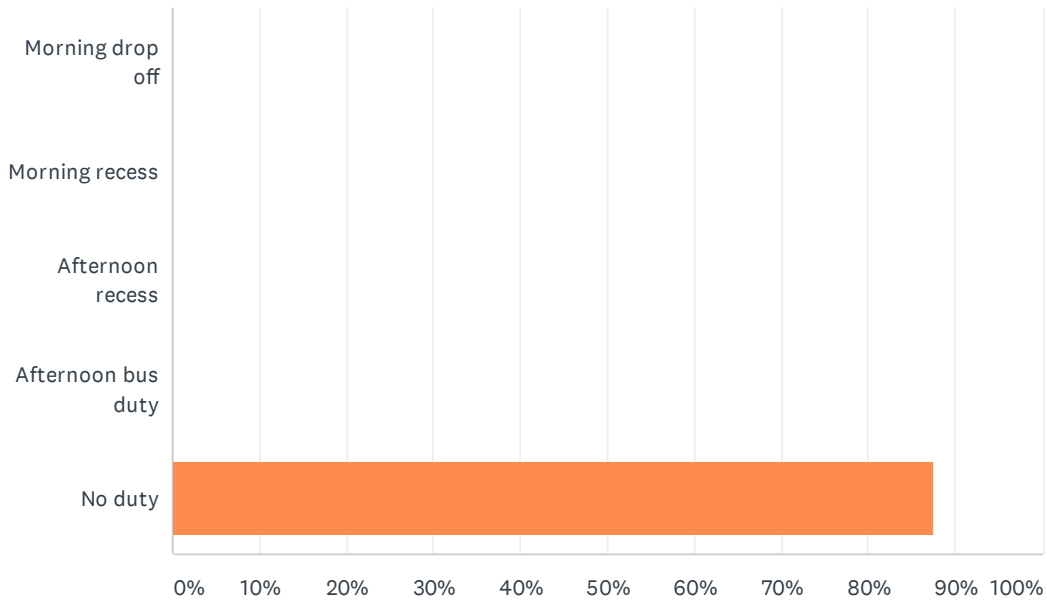


| ANSWER CHOICES | RESPONSES |
|----------------|-----------|
| 1-2 pages      | 62.50% 5  |
| 3-4 pages      | 12.50% 1  |
| 5-6 pages      | 0.00% 0   |
| 7+ pages       | 12.50% 1  |
| TOTAL          | 8         |



## Q21 Staff has recess and/or bus duty.

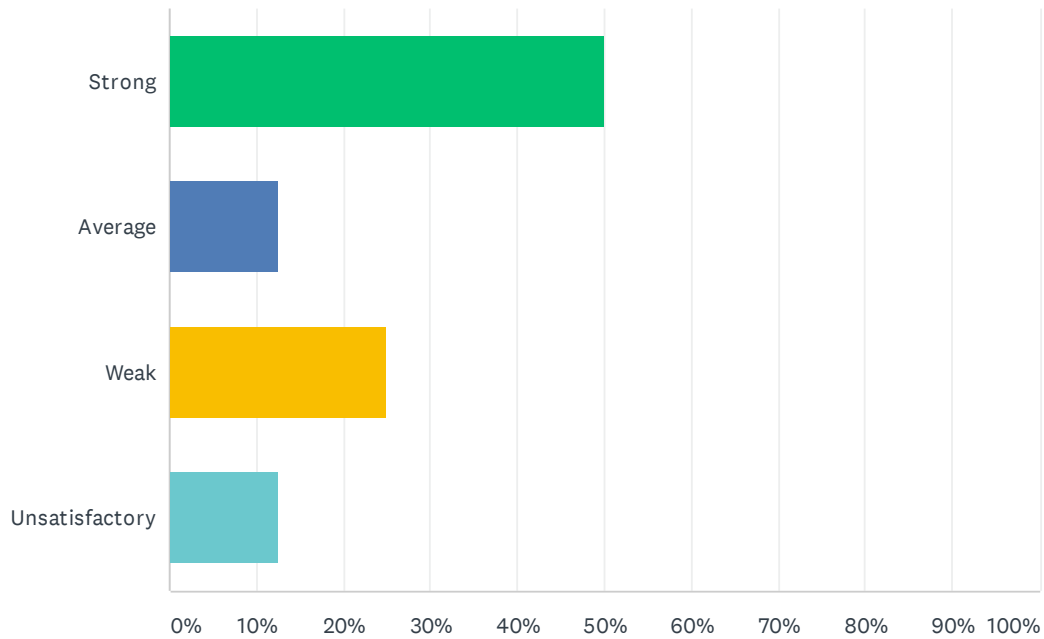
Answered: 8 Skipped: 1



| ANSWER CHOICES       | RESPONSES |   |
|----------------------|-----------|---|
| Morning drop off     | 0.00%     | 0 |
| Morning recess       | 0.00%     | 0 |
| Afternoon recess     | 0.00%     | 0 |
| Afternoon bus duty   | 0.00%     | 0 |
| No duty              | 87.50%    | 7 |
| Total Respondents: 8 |           |   |

## Q22 The Special Education Department is assisting you with your questions, problems, and concerns.

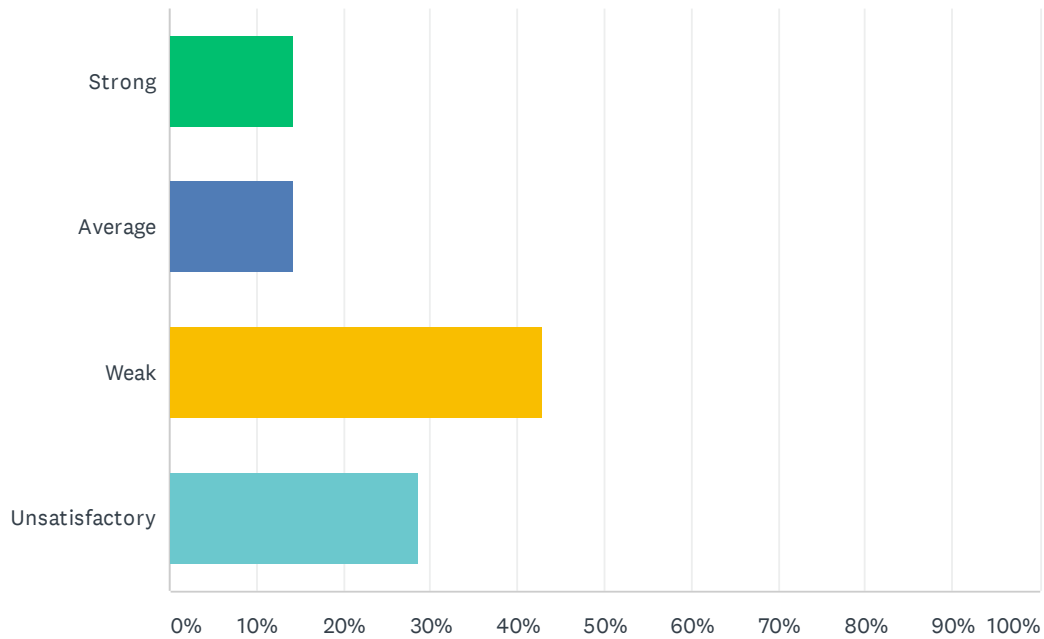
Answered: 8 Skipped: 1



| ANSWER CHOICES | RESPONSES |          |
|----------------|-----------|----------|
| Strong         | 50.00%    | 4        |
| Average        | 12.50%    | 1        |
| Weak           | 25.00%    | 2        |
| Unsatisfactory | 12.50%    | 1        |
| <b>TOTAL</b>   |           | <b>8</b> |

## Q23 Special Education class size is balanced within each program to ensure student safety and individualized instruction.

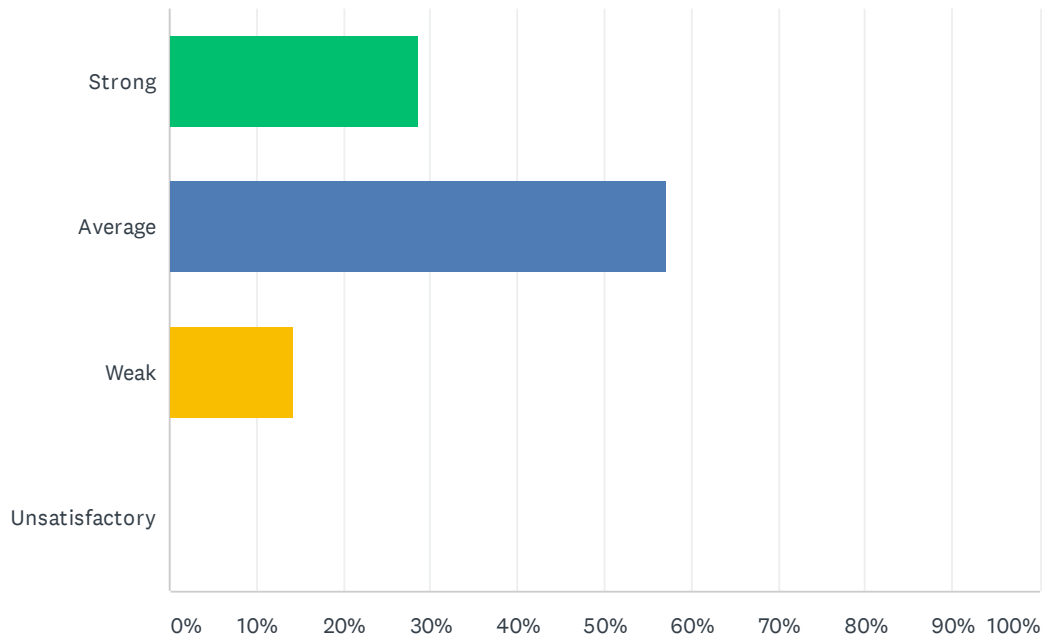
Answered: 7 Skipped: 2



| ANSWER CHOICES | RESPONSES |          |
|----------------|-----------|----------|
| Strong         | 14.29%    | 1        |
| Average        | 14.29%    | 1        |
| Weak           | 42.86%    | 3        |
| Unsatisfactory | 28.57%    | 2        |
| <b>TOTAL</b>   |           | <b>7</b> |

## Q24 Special education teachers have opportunities to participate in school-based, content area staff development.

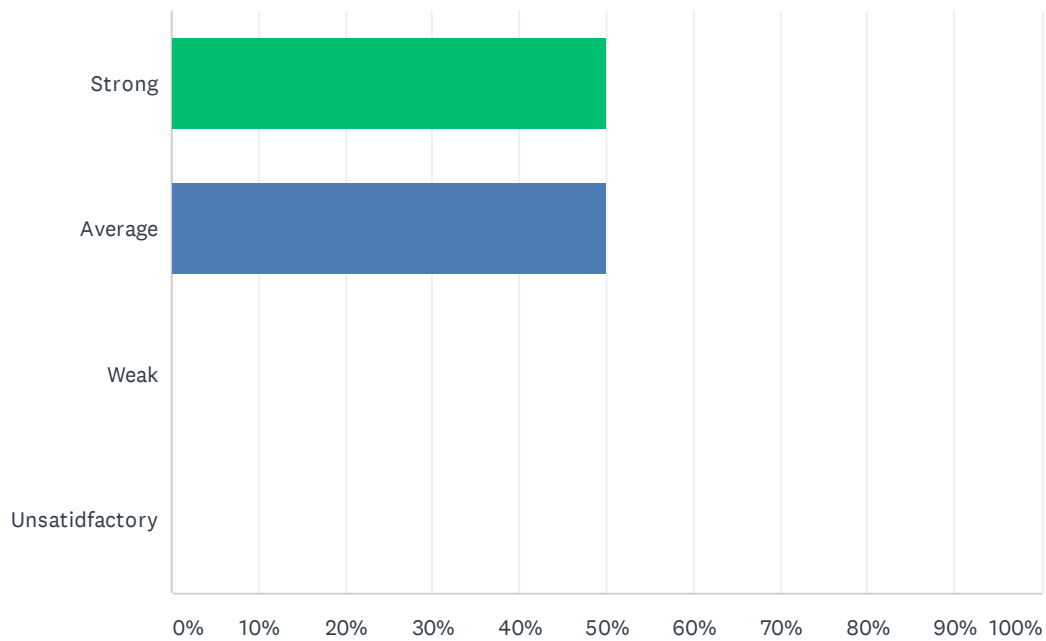
Answered: 7 Skipped: 2



| ANSWER CHOICES | RESPONSES |          |
|----------------|-----------|----------|
| Strong         | 28.57%    | 2        |
| Average        | 57.14%    | 4        |
| Weak           | 14.29%    | 1        |
| Unsatisfactory | 0.00%     | 0        |
| <b>TOTAL</b>   |           | <b>7</b> |

## Q25 Special education teachers have needed access to ALL instructional resources provided to the general education teachers.

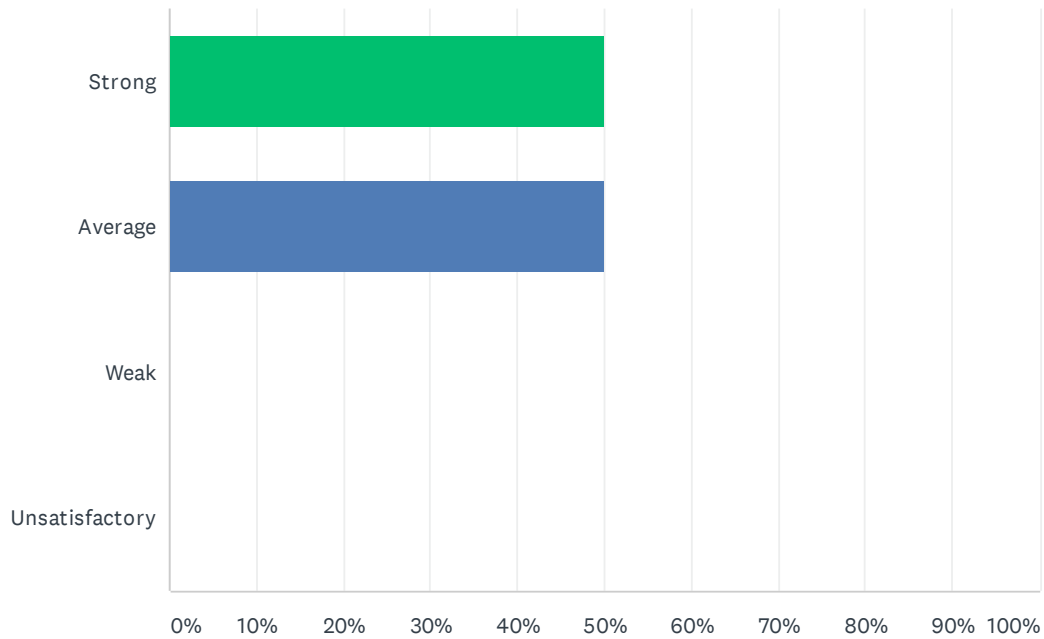
Answered: 6 Skipped: 3



| ANSWER CHOICES | RESPONSES |          |
|----------------|-----------|----------|
| Strong         | 50.00%    | 3        |
| Average        | 50.00%    | 3        |
| Weak           | 0.00%     | 0        |
| Unsatisfactory | 0.00%     | 0        |
| <b>TOTAL</b>   |           | <b>6</b> |

## Q26 Special education teachers are adequately trained in the administration of state assessments and District IEP's.

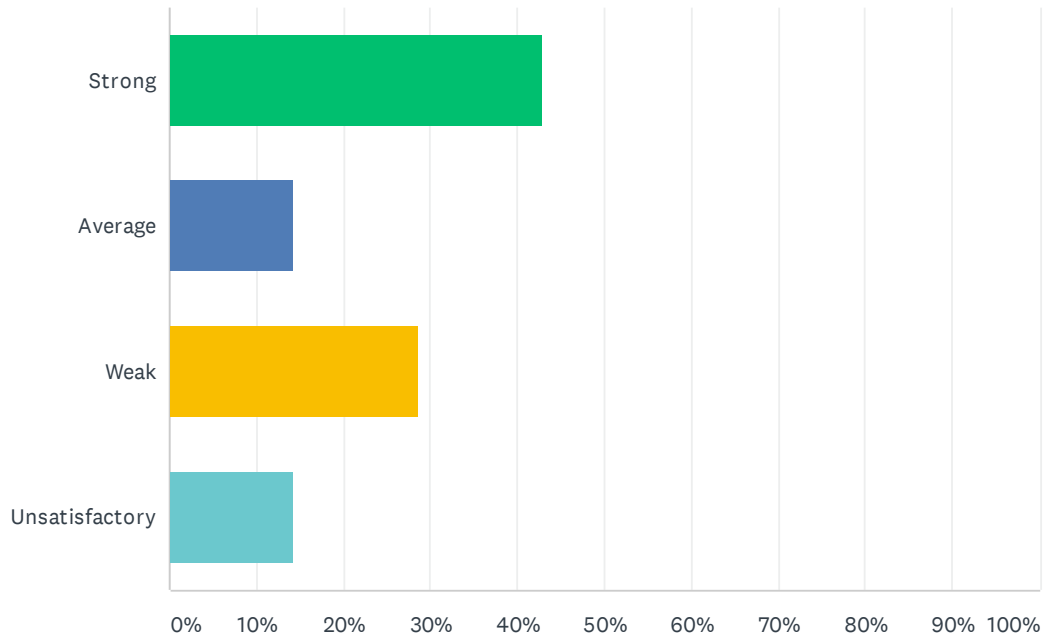
Answered: 6 Skipped: 3



| ANSWER CHOICES | RESPONSES |          |
|----------------|-----------|----------|
| Strong         | 50.00%    | 3        |
| Average        | 50.00%    | 3        |
| Weak           | 0.00%     | 0        |
| Unsatisfactory | 0.00%     | 0        |
| <b>TOTAL</b>   |           | <b>6</b> |

## Q27 The site principal is accessible to discuss special education issues.

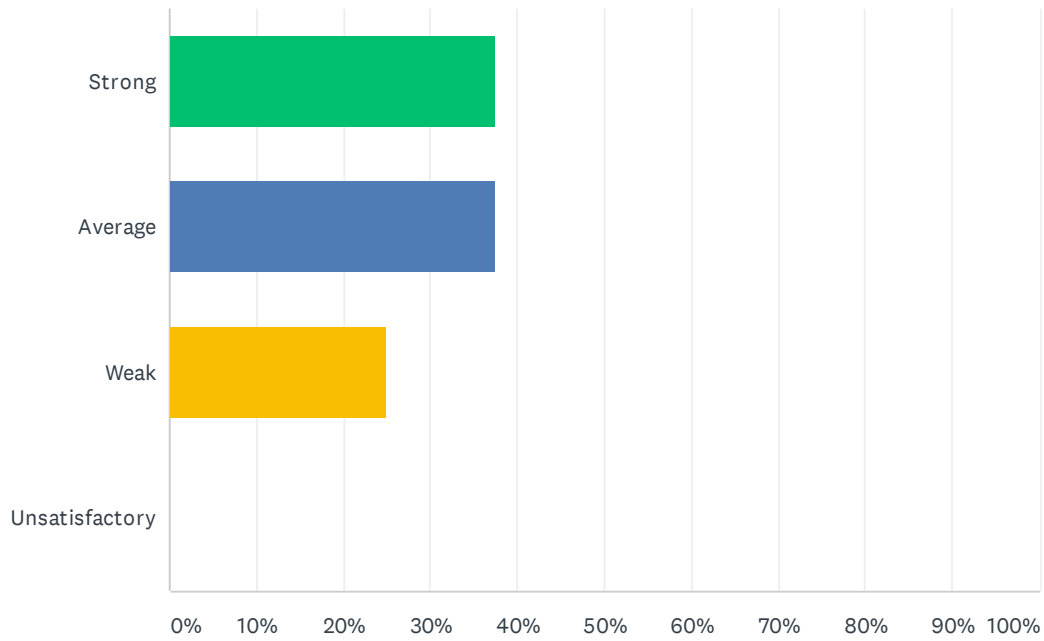
Answered: 7 Skipped: 2



| ANSWER CHOICES | RESPONSES |          |
|----------------|-----------|----------|
| Strong         | 42.86%    | 3        |
| Average        | 14.29%    | 1        |
| Weak           | 28.57%    | 2        |
| Unsatisfactory | 14.29%    | 1        |
| <b>TOTAL</b>   |           | <b>7</b> |

## Q28 The site principal promotes equal opportunities for all students to learn.

Answered: 8 Skipped: 1

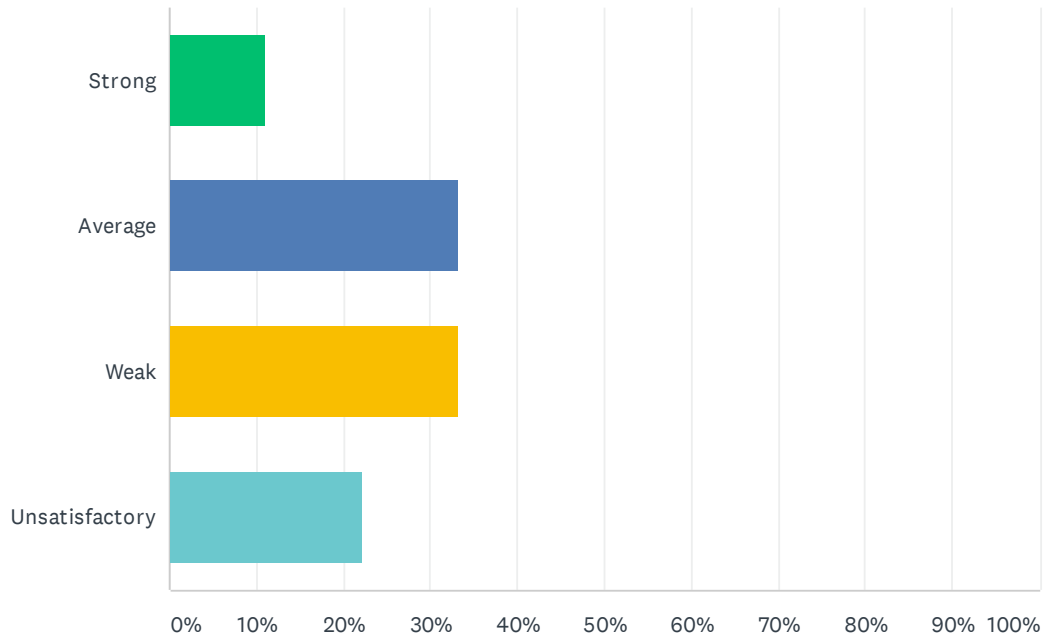


| ANSWER CHOICES | RESPONSES |          |
|----------------|-----------|----------|
| Strong         | 37.50%    | 3        |
| Average        | 37.50%    | 3        |
| Weak           | 25.00%    | 2        |
| Unsatisfactory | 0.00%     | 0        |
| <b>TOTAL</b>   |           | <b>8</b> |



## Q29 PBIS is used effectively and is improving behavior.

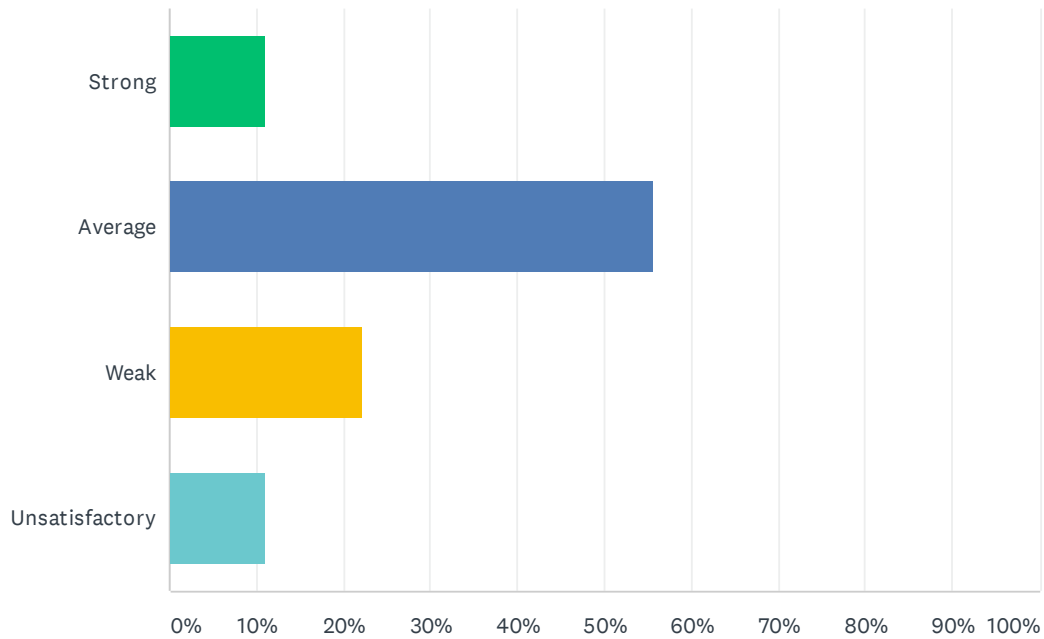
Answered: 9 Skipped: 0



| ANSWER CHOICES | RESPONSES |          |
|----------------|-----------|----------|
| Strong         | 11.11%    | 1        |
| Average        | 33.33%    | 3        |
| Weak           | 33.33%    | 3        |
| Unsatisfactory | 22.22%    | 2        |
| <b>TOTAL</b>   |           | <b>9</b> |

### Q30 PBIS and Behavior Intervention Specialists are creating a safer environment at my site.

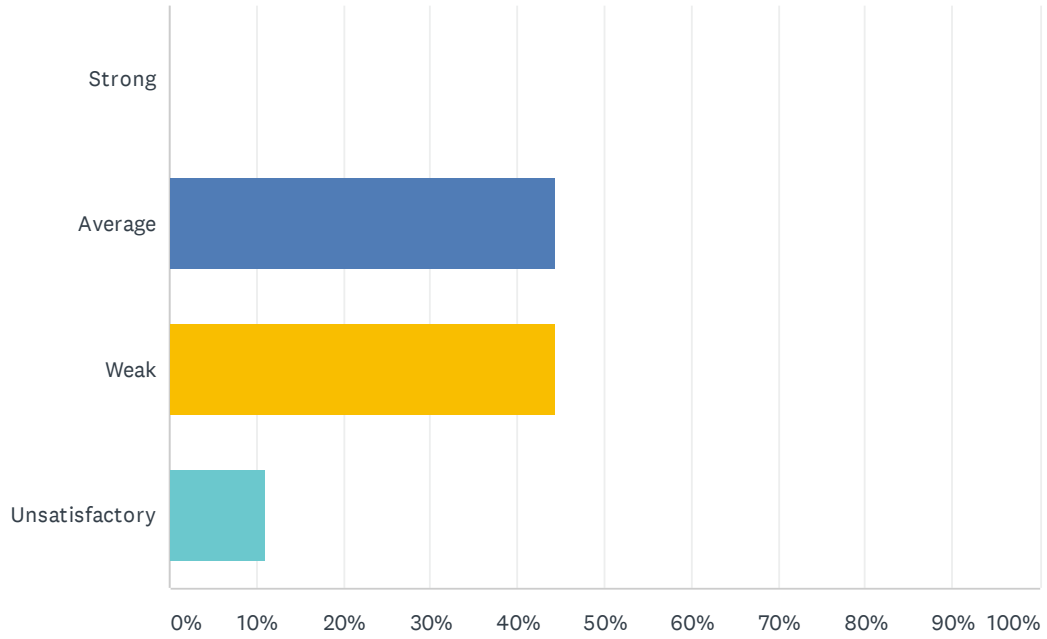
Answered: 9 Skipped: 0



| ANSWER CHOICES | RESPONSES |
|----------------|-----------|
| Strong         | 11.11% 1  |
| Average        | 55.56% 5  |
| Weak           | 22.22% 2  |
| Unsatisfactory | 11.11% 1  |
| <b>TOTAL</b>   | <b>9</b>  |

### Q31 Staff and students feel safe at my site.

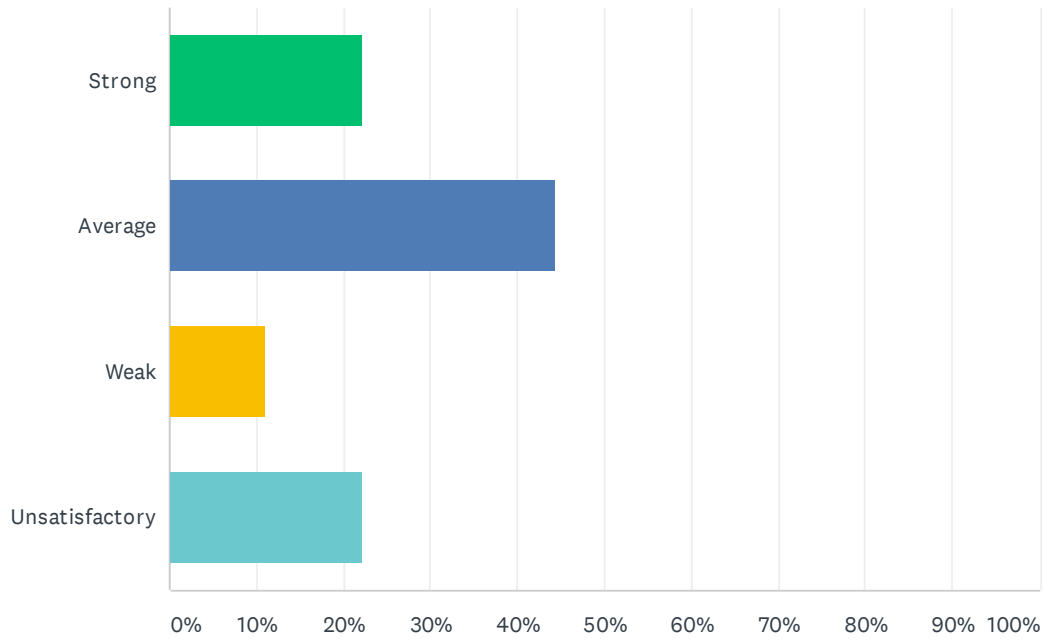
Answered: 9 Skipped: 0



| ANSWER CHOICES | RESPONSES |          |
|----------------|-----------|----------|
| Strong         | 0.00%     | 0        |
| Average        | 44.44%    | 4        |
| Weak           | 44.44%    | 4        |
| Unsatisfactory | 11.11%    | 1        |
| <b>TOTAL</b>   |           | <b>9</b> |

### Q32 Discipline is improving at my site and not interfering with learning.

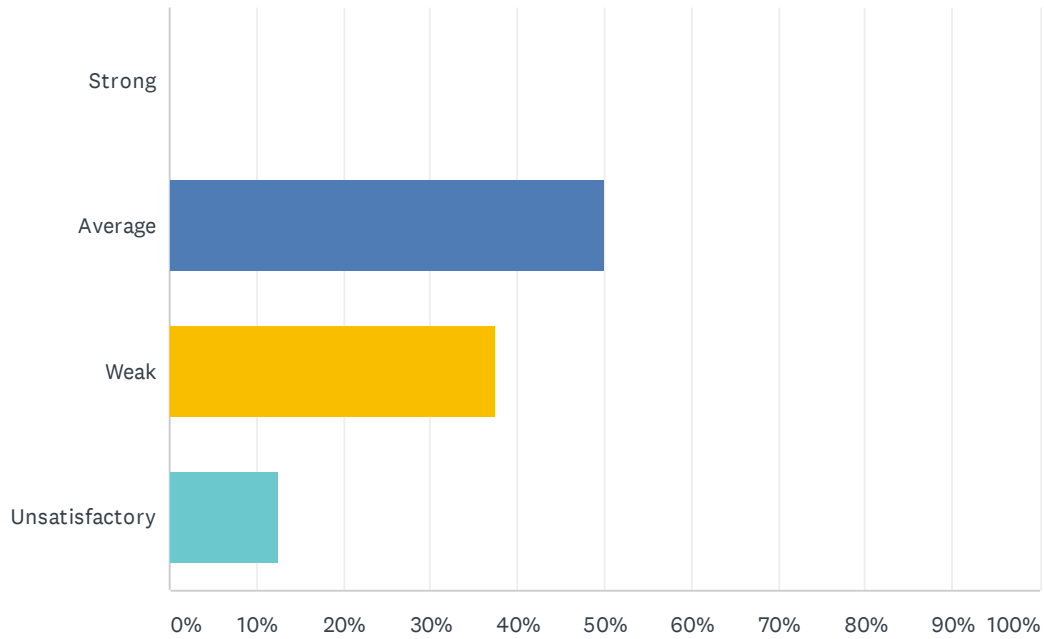
Answered: 9 Skipped: 0



| ANSWER CHOICES | RESPONSES |
|----------------|-----------|
| Strong         | 22.22% 2  |
| Average        | 44.44% 4  |
| Weak           | 11.11% 1  |
| Unsatisfactory | 22.22% 2  |
| <b>TOTAL</b>   | <b>9</b>  |

### Q33 Positive referrals are an effective tool in improving discipline.

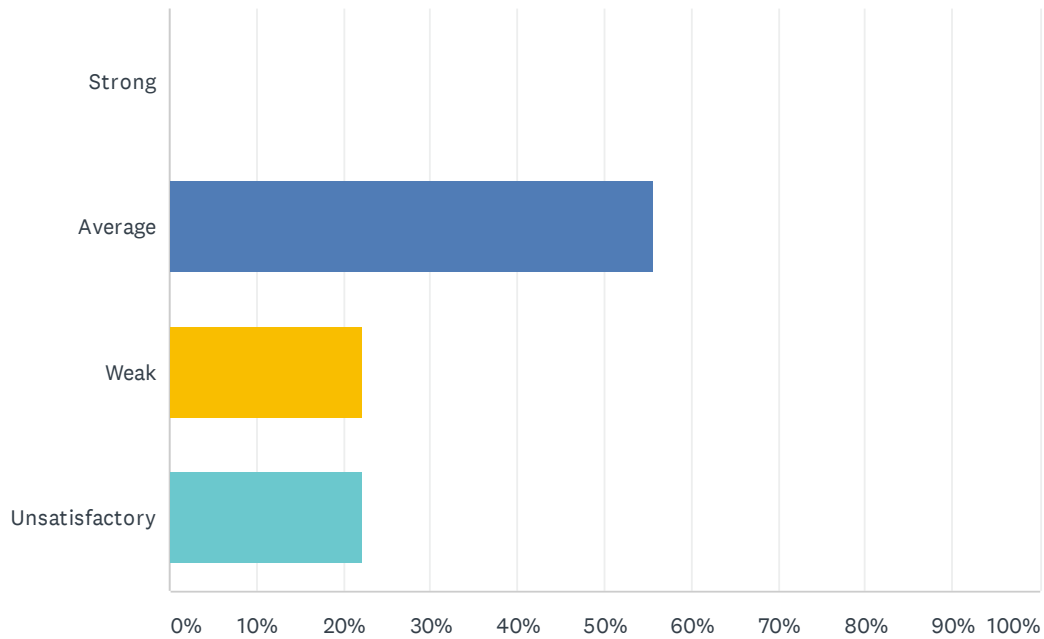
Answered: 8 Skipped: 1



| ANSWER CHOICES | RESPONSES |          |
|----------------|-----------|----------|
| Strong         | 0.00%     | 0        |
| Average        | 50.00%    | 4        |
| Weak           | 37.50%    | 3        |
| Unsatisfactory | 12.50%    | 1        |
| <b>TOTAL</b>   |           | <b>8</b> |

### Q34 When ODR's (office disciplinary referral) are written the teacher's word is valued and trusted.

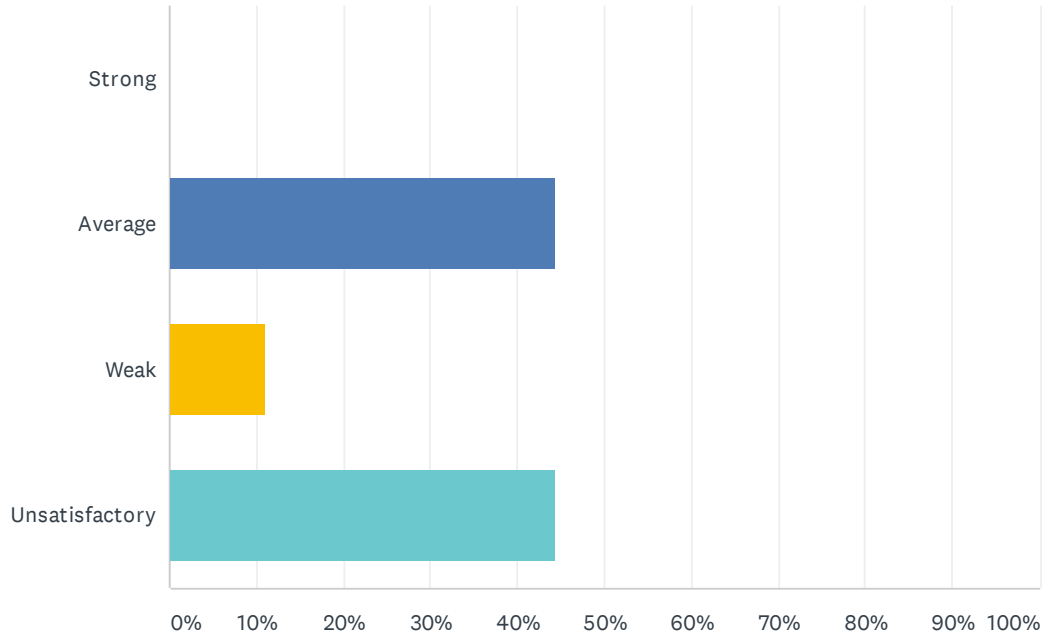
Answered: 9 Skipped: 0



| ANSWER CHOICES | RESPONSES |          |
|----------------|-----------|----------|
| Strong         | 0.00%     | 0        |
| Average        | 55.56%    | 5        |
| Weak           | 22.22%    | 2        |
| Unsatisfactory | 22.22%    | 2        |
| <b>TOTAL</b>   |           | <b>9</b> |

### Q35 My site has a positive atmosphere.

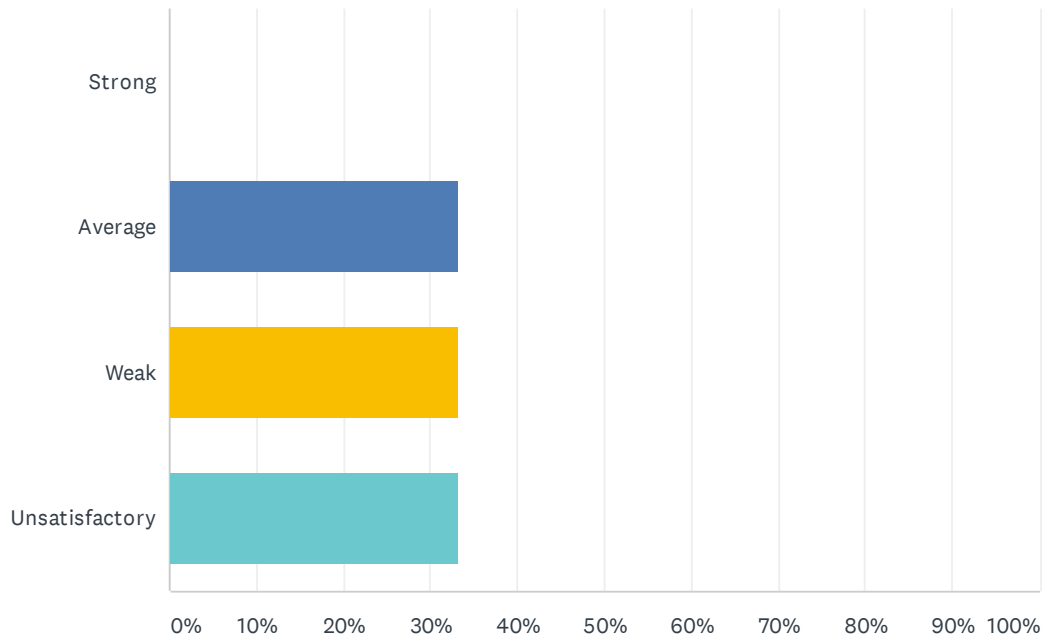
Answered: 9 Skipped: 0



| ANSWER CHOICES | RESPONSES |          |
|----------------|-----------|----------|
| Strong         | 0.00%     | 0        |
| Average        | 44.44%    | 4        |
| Weak           | 11.11%    | 1        |
| Unsatisfactory | 44.44%    | 4        |
| <b>TOTAL</b>   |           | <b>9</b> |

### Q36 I would recommend my site to other employees and prospective teachers.

Answered: 9 Skipped: 0



| ANSWER CHOICES | RESPONSES |
|----------------|-----------|
| Strong         | 0.00% 0   |
| Average        | 33.33% 3  |
| Weak           | 33.33% 3  |
| Unsatisfactory | 33.33% 3  |
| <b>TOTAL</b>   | <b>9</b>  |