

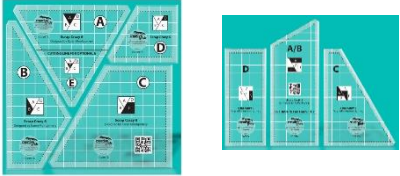



Feathered Star Classes 2020

Sunday	Monday	Tuesday	Wednesday	Thursday	Friday	Saturday
			Jan 1 Feathered Star Closed	2 Private Group	3	4
5	6	7	8	9	10	11
12	13	14	15 Private Group	16	17	18 Scrap Crazy 6/8
19	20 Zoo 2pm	21	22	23	24	25 Square on Square
26	27	28	29	30	31	Feb 1 Scrappy X
2	3	4	5	6 Private Group	7 Villa Rosa Mardi Gras	8 Cats Cradle
9	10	11	12	13	14	15 Collage Quilts
16	17	18	19 Private Group	20	21 <i>Quilt Con Austin</i>	22 <i>Quilt Con Austin</i>
23	24	25	26	27	28	29
Mar 1	2	3	4 T Shirt Quilt	5 Private Group	6 Villa Rosa Dublin	7 Square Scrappy Stars
8	9 Spring Break March 9-13	10 *Midland Guild Confetti workshop 9-4 Meeting 6:30-8	11	12	13 Jan Beeman Crazy Bag	14 Jan Beeman Vintage Blocks 1
15 Dallas Quilt show	16	17	18 Private Group	19	20 Feathered Star Part 1	21 Confetti Quilts
22	23	24	25	26	27	28
29	30	31	April 1	2 Private Group	3 Feathered Star Part 2	4 Concentric Squares
5	6	7	8	9	10 Villa Rosa Celebration	11 Jan Beeman Vintage Blocks 2
12 EASTER SUNDAY	13	14	15 Private Group	16	17 Fidget/ Memory Quilts	18 Pineapple Trim Tool

19	20	21	22	23	24	25
26	27	28	29	30	May 1 Bookcase Quilt	2 Modern Curves
3	4	5	6	7 Private Group	8 Jan Beeman Machine Crazy Quilt	9 Jan Beeman Vintage Blocks 3
10	11	12	13	14	15 Playing with Words (Part 1)	16 Playing with Words (Part 2)
17	18	19	20 Private Group	21	22	23
24	25	26	27	28	29	30
31	June 1	2	3	4 Private Group	5 Villa Rosa Stargazer	6 Log Cabin
7	8	9	10	11	12 Abilene Quilt Show June 12-13	13 Jan Beeman Vintage Blocks 4
14	15	16	17 Private Group	18	19	20 60 Degree Diamonds
21	22	23	24	25	26	27
28	29	30	July 1	2 Private Group	3 Feathered Star Closed	4 Feathered Star Closed
5	6	7	8	9	10 Vintage Lace Scrap Crazy 6	11 Jan Beeman Vintage Blocks 5
12	13	14	15 Private Group	16	17	18 Mary Lou Hutson Adding Up Your Scraps
19	20	21	22	23	24	25
26	27	28	29	30	31	Aug 1
2	3	4	5	6 Private Group	7	8 Jan Beeman Vintage Blocks 6
9	10	11	12	13	14	15



	<p>Scrap Crazy 6" or 8" Creative Grids Sat, January 18 \$20 per class 10-2:00 Materials- Bring a variety of scraps! This can be assorted fabric scraps that will fit your Scrap Crazy template shapes, 6"x 44" strips of fabric, or Layer cakes! We'll also take a peek at other uses for the templates.</p>
	<p>Square on Square Creative Grids Ruler- Sat, Jan 25 \$20 per class 10-2:00 This Creative Grids ruler lets you create these nested squares with accurate points.</p>
	<p>Scrappy X- Scrappy Sat Feb 1 \$20 per class 10-2:00 One of my favorite go to patterns for using small scraps! Go completely random with colors or choose a specific color pallet. Materials- Four 8 1/2" squares muslin Eight 1 1/2" x 10" accent strips Lots of scraps!</p>
	<p>Villa Rosa Mardi Gras- Friday, Feb 7 \$20 per class 10-2:00 A super quilt for 2 1/2" strips and two background fabrics! Of course, I made mine scrappy!</p>
	<p>Cat's Cradle Creative Grids- Sat, Feb 8 \$20 per class 10-2:00 An amazing ruler that lets you cut only rectangles to create a block of triangles! Bring fabrics with good contrast.</p>
	<p>Collage-Saturday, Feb 15- \$20 per class 10-2:00 Let me help give you a jump start on creating your own Fiberworks collage! I'll demonstrate the 3 basic techniques. I will send you an email about things you can do in advance to make the most of your time in class. You must purchase a Fiberworks collage pattern.</p>





T Shirt Quilt, Sara Crow, teacher- Wed, Mar 4
 \$25 per class 10-2:00
 Sara has made over 100 T-Shirt quilts professionally. Come let her teach you the tricks of the trade so you can complete your quilt in time for graduation



Villa Rosa Dublin- Friday, Mar 6
 \$20 per class 10-2:00
 A super use of scrappy squares in a fun rail fence arrangement!




Square Scrappy Stars- Sat, Mar 7
 \$20 per class 10-2:00
 For this quilt, your star fabric is also the foundation for your scraps! I've made a couple of variations- black background and batiks, print background and florals!



Crazy Bag -March 13 Friday
 Jan Beeman \$40 per class 10-2:00
 36" x 58" Bosil Single Sided Fusible (available at Feathered Star)
 Materials: Jelly Roll or approximately thirty 2 1/2" coordinating strips
 1 yard fabric for lining and pockets.
 Freezer paper
 Sewing machine, scissors, thread, seam ripper

Vintage Blocks Sampler- March 14 Saturday
 Jan Beeman, teacher 6 month class, \$25 per class
 Mar 14, Apr 11, Mar 9, June 13, July 11, Aug 8



Feathered Stars Friday Mar 20 (part 1) and Friday April 3 (part 2)
 \$20 per class 10-2:00
 Learn tips and tricks to creating the Feathered Star block using the Marti Michel Feathered Star template (Required for the class. Set O 19 5/8" block OR Set P 27 5/8" block).
 Part 1 will explore color options and cutting half square triangles.
 Part 2 will complete the block.





Confetti- Friday, Mar 21

\$20 per class 10-2:00

A creative way to use bits of batik fabric. Come see my Confetti quilts/ pillows for inspiration, then create your own art!

Bring a base fabric (approximately 12x12" or larger) and bits of batik scraps. You'll need rotary cutter/mat and small Ziploc bags (for confetti). You can also bring 12x12" tulle, I suggest black, blue or green depending on your background.

This class will primarily be a process class. We'll do several exercises using your fabrics.


Concentric Squares- Scrappy Saturday, Apr 4-

\$20 per class 10-2:00

Begin with 2 1/2"x 2 1/2" center squares. These can be fussy cut if you desire. The variations are endless- brights, 30's, theme fabrics, color sets! A fun way to focus on fun fabrics and use up your smaller stash fabrics!!



Drop by the shop to see my variations

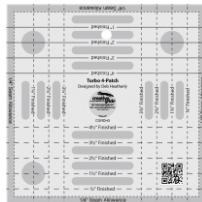


Villa Rosa Celebration!- Friday, April 10

\$20 per class 10-2:00

There's just something about those diagonal lines! A fun, scrappy quilt based on four patches!

I'll demo the Creative Grids Turbo 4 Patch ruler!



Fidget Quilts or Memory Quilts for Children or Adults- Friday, April 17

\$20 per class 10-2:00

A most sophisticated look incorporating a variety of textures and folded fabric techniques. You can include men's ties, bits of clothing, laces and buttons.

Materials- *Assorted fabrics to create blocks- can include men's ties (washed), clothing *Laces or trims *Ribbons *Buttons- individual or sets of 3-5
Adult Starter Kit (\$20) includes zipper, minkee squares, texture magic, faux leather and other textured materials.

Child Starter Kit (\$





Pineapple Trim Tool Creative Grids- Sat, Apr 18

\$20 per class 10-2:00

These versatile rulers (10" or mini 6") help you create stunning pineapple blocks.



Bookcase Quilt- Friday, May 1 \$20 per clas

Have a book lover or favorite librarian in your f bookcase quilt is a fun way to show your reade interests! We'll make the globe in class and st: the shelves with books.



Materials: (amounts give for lap sized quilt)
9 fat quarters or Assorted fabric strips 1 1/2"-3 1/2" wide
Book shelf background- 1/2 yard (blue shown here)
Bookcase (red shown) 1/2 yard
Wallpaper (white shown) 1/2 yard



Modern Curvy Piecing- Saturday, May 2

\$20 per class 10-2:00

Learn to create a modern quilt using free form curves!

Materials: Sets of three fabrics, with good contrast- 8" Squares



Machine Crazy Quilt- Friday, May 8 - Jan Beeman, teacher

\$40 10-2:00

Layer Cake (or 10" squares)


Cotton quilting thread (King Tut)- used for both piecing and decorative stitching



Playing with Words- Fri, May 15 and Sat, May 16

\$20 per class 10-2:00

Learn free piecing letters! I love adding words to quilts. Bring 1 yard background fabric and scraps (1 1/4", 1 1/2", 2" strips)



Villa Rosa Stargazer- Friday, June 5

\$20 per class 10-2:00

This will become a go to pattern for a quick quilt!



		<p>Log Cabin (Regular or Curvy) Creative Grids- Saturday, June 6 \$20 per class 10-2:00 Let Creative Grids Log Cabin rulers help you create these traditional blocks. The rulers come in 4", 6" and 8" in both original and curvy blocks.</p>
<p>60 Degree Diamonds- Saturday June 20</p>		
	<p>Vintage Lace Scrap Crazy 6- Saturday, July 10 \$20 per class 10-2:00 Use the Scrap Crazy 6 ruler in a new way utilizing lace and vintage linens</p>	
	<p>Adding Up Your Scraps with Mary Lou Hutson Saturday, July 18 \$25 per class 10-2:00 Use adding machine tape to create scrappy quilt borders!</p>	



***To schedule a class-** Call the shop at 325 893-4699, email me at shaulap@featheredstarquilt.com , or send me a Facebook message on the Feathered Star page! You need to pay in advance to reserve your spot in the class.

*If you would like to schedule one of these classes on a different date, gather 2-3 friends and we'll set a date.

Shaula Patton