



A Dorsey's More Durable




In 1911,
the folks in Elba, Alabama set out to build
the most durable custom trailers on the market.
Today, Dorsey's vision remains the same.



Heavy Duty 2-Speed
Landing Gear




Wax Coated Floor Sills




Extruded Aluminum
Lower Rail



Aluminum Vent Covers



18" Diagonal Front Design



Hallco or Keith Moving
Floors



Closed Top



Multiple Axle Configurations



Open Top & Closed Top

BODY STRUCTURE

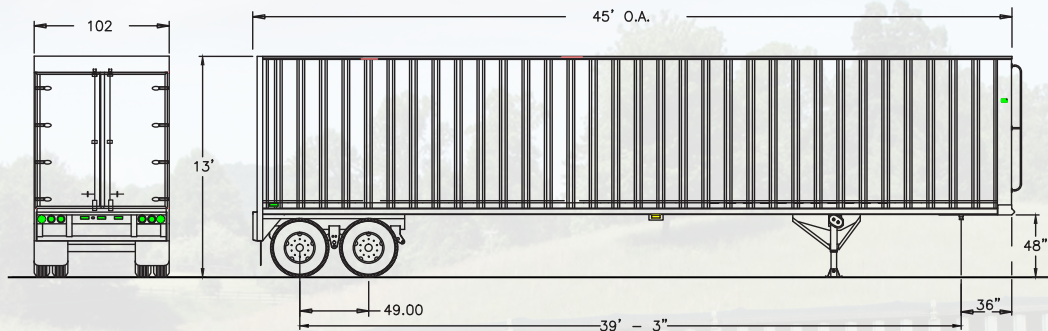
- ▶ **Construction:** High Strength Aluminum Walls with Heavy Duty Aluminum Lower and Upper Rails
- ▶ **Capacity:** 105 Cubic Yards
- ▶ **Dimensions:** Standard 45' Length, 102" Wide, 13' Tall
- ▶ **Upper Coupler:** Full Width High Yield Steel
- ▶ **Floor Sills:** 4" High Strength Wax Coated I-Beams
- ▶ **Floor Type:** Hallco Live Floor, 3/16" Standard Deck 4000 I Series
- ▶ **Bottom Rail:** Heavy Duty Extruded Aluminum
- ▶ **Top Rail:** Heavy Duty Extruded Aluminum
- ▶ **Side Sheet Material:** High Strength White Aluminum
- ▶ **Side Posts:** Extruded Aluminum on 16" Centers
- ▶ **Rear Gate:** Heavy Duty Dry Freight Swing Door
- ▶ **Ladder:** Steel Front
- ▶ **Open Top Tarp System:** Side to Side Lock and Roll
- ▶ **Closed Top:** High Strength Aluminum Sheet, Aluminum Roof Bows, with Reinforced 60" Galvanized Chip Shield
- ▶ **Bumper:** Heavy Duty Push Bumper
- ▶ **Lights:** Sealed Wiring Harness with LED Package
- ▶ **Paint:** White Blasted, Two Part Primer, Two Part PPG Black Acrylic Urethane

COMPONENTS

- ▶ **Landing Gear:** Jost - Heavy Duty 2-Speed Gear Drive, 140,000 lb Static
- ▶ **Suspension:** Hutch 9700 - Spring Ride
- ▶ **Axles:** (2) 22.5K lbs. 77.5" Track Hub Piloted 30/30 Chambers
- ▶ **ABS Brakes:** Bendix, 2S1M
- ▶ **Brakes:** 16 1/2" x 7" Quick Change
- ▶ **Hubs:** Standard Cast, Hub Piloted, 10-Stud Unimount, Oil Lubricated
- ▶ **Brake Drums:** Standard Cast, Outboard Mount
- ▶ **Wheels:** Hub Piloted Steel
- ▶ **Tires:** 11R24.5 Radials

OPTIONS

- ▶ 40' – 53' Lengths
- ▶ 96" Wide
- ▶ Keith Walking Floors
- ▶ Air Ride Suspension
- ▶ Lift Axles
- ▶ Multiple Axle Configuration
- ▶ Tire Inflation System
- ▶ On-Board Scales
- ▶ Winch Back Landing Gear
- ▶ Arched Rear Header and Bows
- ▶ Aluminum Floor Sills
- ▶ Interior Lining



DORSEYTRAILER.NET

LEARN MORE ABOUT DORSEY TRAILER AND JOIN US ON FACEBOOK

334.897.2525

ELBA, AL



Note: All specifications are subject to change without prior notification. All dimensions and weights are approximate. Trailers pictured in this brochure may feature optional equipment. copyright © 2014 Pitts Enterprises, Inc. (publ). Pate. All rights reserved.