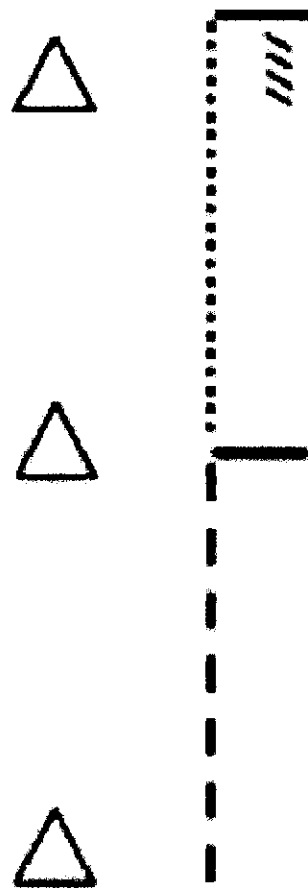


Kitsap Saddle Club 2-Show Circuit
June 19, 2022

Class 11

English Equitation 2 gate

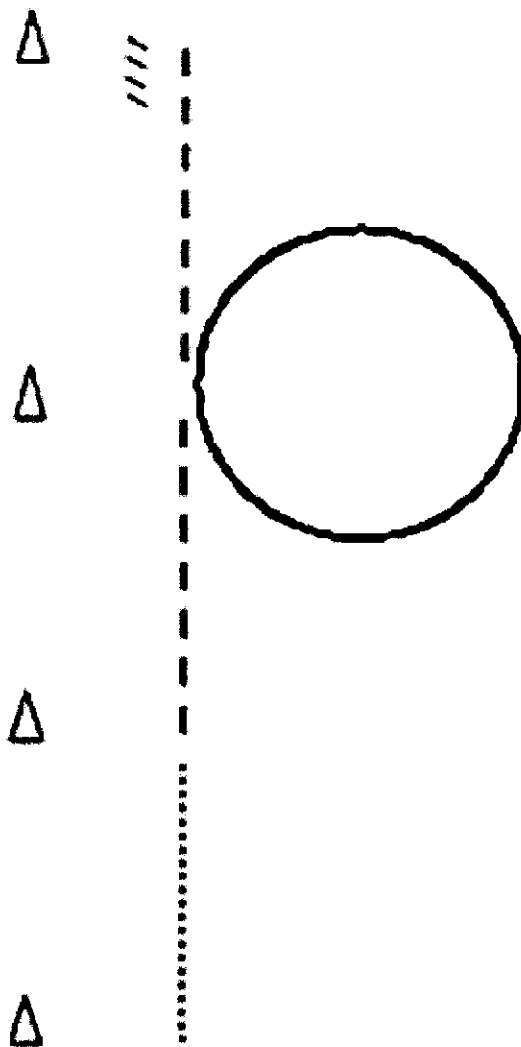


1. Trot from 1st Cone to 2nd Cone
2. Stop
3. Walk from 2nd Cone to 3rd Cone
4. Stop and back 3-4 steps
5. Walk to Rail

Kitsap Saddle Club 2-Show Circuit
June 19, 2022

Class 12

English Equitation 3 gate



1. Walk from 1st Cone to 2nd Cone
2. Trot on left diagonal to 3rd Cone
3. Canter small circle on right lead
4. Trot on right diagonal to last Cone
5. Stop and back 1 full horse length

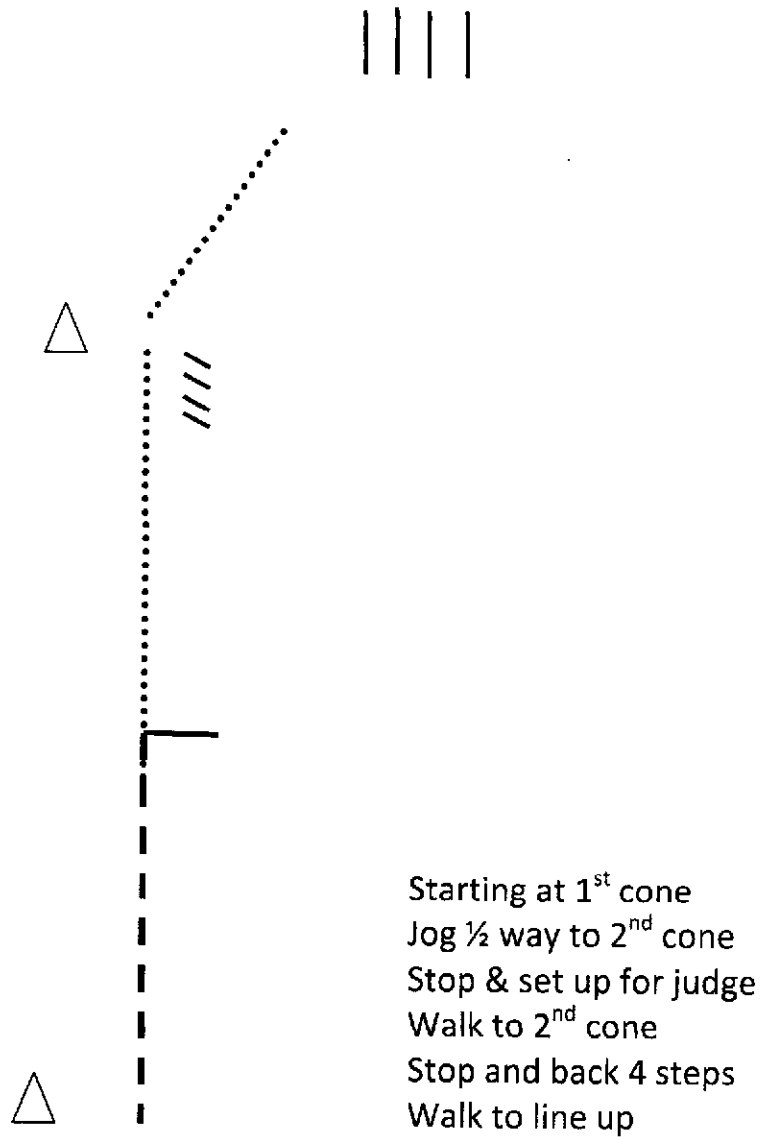
Kitsap Saddle Club 2-Show Circuit

June 19, 2022

Class 26 & 27

Showmanship Novice Rider

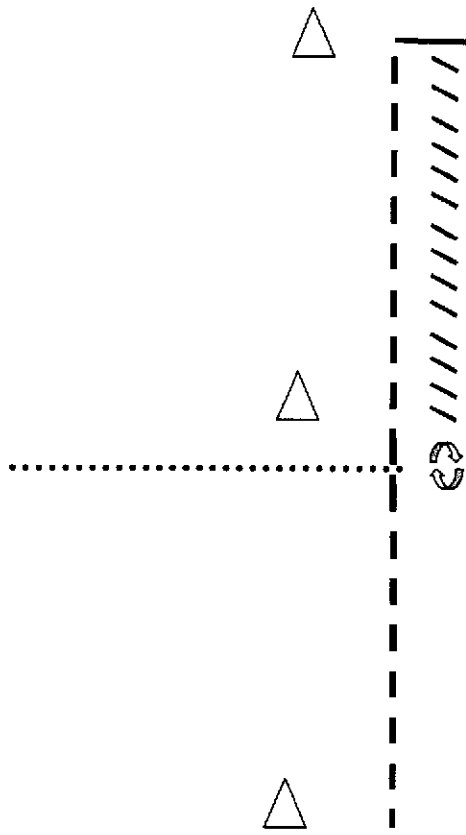
Showmanship 12 & Under



Kitsap Saddle Club 2-Show Circuit
June 19, 2022

Class 28 & 29

Showmanship 13 - 17
Showmanship 18 & Over

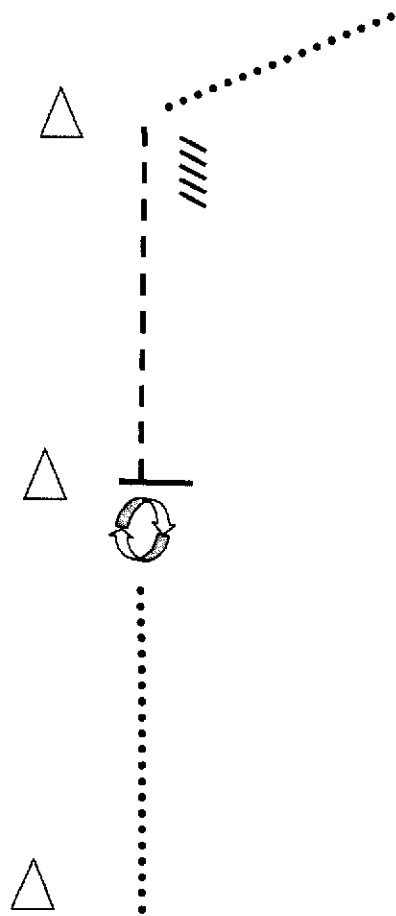


Trot to Judge (3rd marker)
Stop & set up for inspection
Back to 2nd marker
270 degree turn to right
Walk to line up

Kitsap Saddle Club 2-Show Circuit
June 19, 2022

Class 30

Championship Showmanship



Walk to judge (2nd marker)
Stop * set up for inspection
360 degree turn to the right
Trot to 3rd marker
Back 5 steps
Walk to line up

Kitsap Saddle Club 2-Show Circuit
June 19, 2022

Class 43

Western Equitation 2 gate

Be ready at A

1. Walk from A to B
2. Jog at B, around C and to D
3. Stop at D and back apprx one horse length

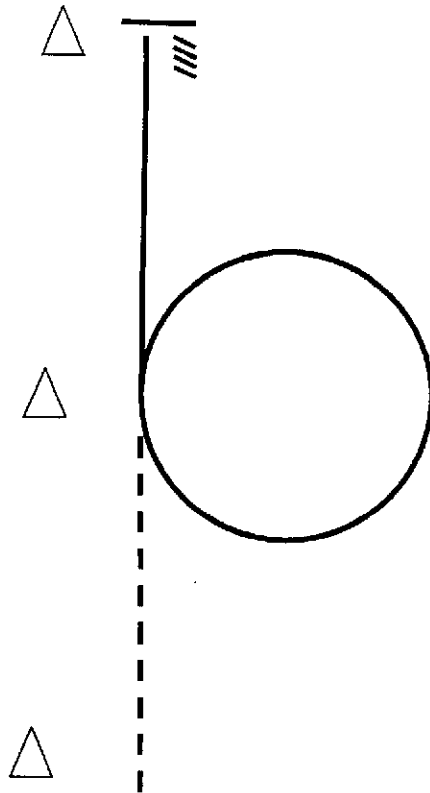
Follow the instructions of your ring steward

Walk
Jog	-----
Extended Jog	—————
Lope	—————
Leg Yield	
Lead Change	↔
Rack	←
Marker	⊙
Sidepass	← ⊙

Kitsap Saddle Club 2-Show Circuit
June 19, 2022

Class 44

Western Equitation 3 gate



Jog from 1st cone to 2nd cone

Lope right lead in a circle to the 3rd cone

Stop and back 4 steps

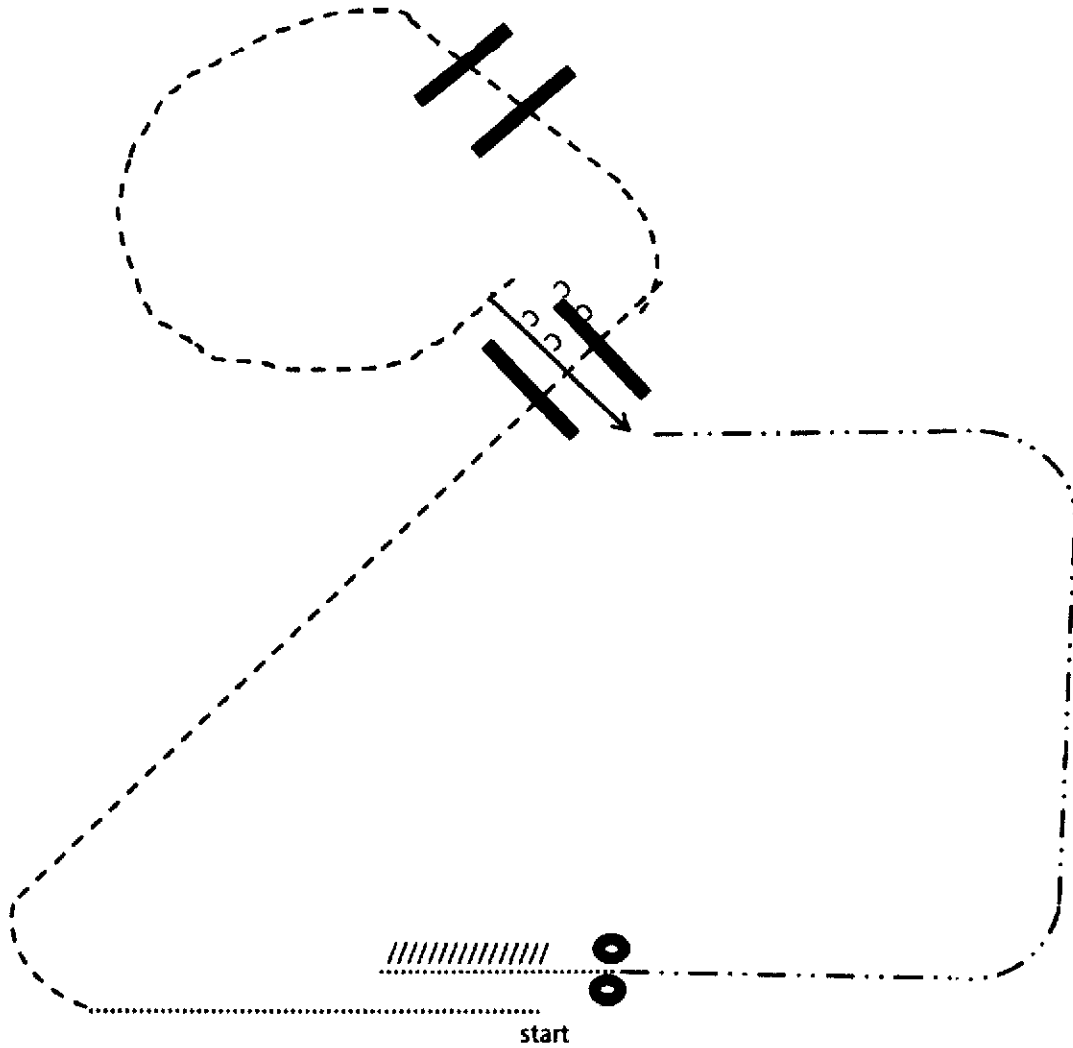
Walk to line up

Kitsap Saddle Club 2-Show Circuit

June 19, 2022

Class 57

Ranch Riding 2 Gait



- 1 WALK
- 2 TROT
- 3 TROT over 4 RAILS
- 4 SIDEPASS RIGHT

- 5 EXTENDED TROT
- 6 WALK
- 7 STOP & BACK
- 8 360 each way

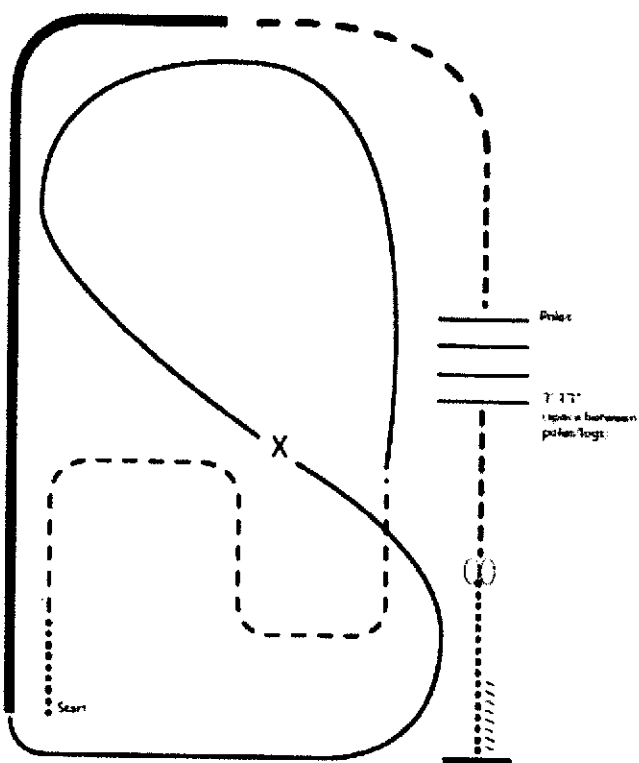
WALK
TROT	- - - - -
EXT TROT	- . - . - .

Kitsap Saddle Club 2-Show Circuit

June 19, 2022

Class 58

Ranch Riding 3 Gait



- X Lead Change
- ◊ Walk
- - - Trot
- ▬▬▬ Ext trot
- ▬▬▬ Lope
- ▬▬▬ Ext Lope
- /////// Back

1. Walk
2. Trot serpentine
3. Lope left lead around the end of the arena and then diagonally across the arena
4. Change leads (simple or flying) and
5. Lope on the right lead around end of the arena
6. Extend lope on the straight away and around corner to the center of the arena
7. Extend trot around corner of the arena
8. Collect to a trot
9. Trot over poles
10. Stop, do 360 degree turn each direction (either direction 1st) (L-R or R-L)
11. Walk, stop and back