





Dr. Kurt L. Ehling
112 E. Queenwood Rd.
61550 Morton, IL
Tél.:309-263-1116

Patient: ~~_____~~
Tél. ~~_____~~
~~_____~~
~~_____~~




Date: 2016/02/02
Female 49 years
Date of Birth: ~~_____~~
Blood group: A
Weight: 115 lb
Size: 5 ft 5 in

Interpretation of Oligo-Minerals correlations

Potential issues



Physiology



Attention! The patient can have health issues linked to factors other than minerals/heavy metals; it has to be understood that the system only measures mineral and heavy metal levels in the tissue of the hand palm. Therefore a particular physiological health problem can be linked to reasons other than mineral/heavy metal issues. It has to be understood that Oligoscan only measures mineral and heavy metal levels in the tissue of the hand palm. Therefore a particular physiological health problem can be linked to reasons other than a mineral/heavy metal issue.

Comments

Methodology: Spectrophotometry of palmar dermis

Comments:

Caution! These values are not for diagnostic purposes ; these are only an interprétation of corrélations between minerals & oligo-elements tested with Oligoscan. These relationships have been widely documented throughout the scientific literature on micronutrients and ortho-molecular medicine. The Oligoscan test is only a functional element of balance in the body.