





Electrical Key

	Treadmill Electrical Outlet ¹
	Floor Electrical Outlet ²
	Cable Feed ³
	Ethernet Port ⁴

Description

1. Treadmill electrical in US is 110volt, 20amp Dedicated circuit - NEMA5-20R Plug/Outlet
2. NEMA 5-15 Outlet 120V-15A
3. Coax cable -Active RF feed line can be a single line run from the Head End. Standard "RF taps" in appropriate db levels are used to split off this single run and provide a connection point for each screens.
4. Ethernet Connection Jack and dedicated Cat 6 or Cat 5e line.
Additional electrical information available on request

Created for



KALLAN
CONSULTING

K Allan Consulting
1100 Hope Street #103
Los Angeles, Ca 90015
(310) 601-7768 Phone

Project

Compliance

- ADA - Cardiovascular Equipment
 ADA - Strength Equipment[†]
 ASTM

For more information on compliance please request our "Fitness Center Compliance" Brochure

[†] Due to equipment variations in strength equipment ADA compliance should be verified by trained equipment installers

Revisions

#	Date	Remarks

Project #

Date

Scale

Drawn By

Created by:



www.23dgymsdesign.com

© K Allan Consulting - All Rights Reserved
 These drawings are property of K Allan Consulting and are not to be used or reproduced in any manner without prior written permission.

Disclaimer

The plans furnished herewith were prepared upon request based upon room specifications provided by client. No responsibilities for structural or dimensional errors or omissions are assumed. Client, contractor, or their assigned agent must verify and check all notes, details, elevations, sections and floor plans and notify the designer for possible corrections prior to equipment installation. No warranties are expressed or implied including compliance of this plan with applicable building code requirements. This design submission represents equipment placement solely and are not to be used as building documents.