

your opinion about a recreation complex







### 1. Who are you (optional)?

	Response Percent	Response Count
Name: <input type="text"/>	94.6%	192
Address: <input type="text"/>	92.6%	188
Address 2: <input type="text"/>	16.3%	33
City/Town: <input type="text"/>	98.0%	199
<b>State: <input type="text"/></b>	<b>99.0%</b>	<b>201</b>
ZIP: <input type="text"/>	96.6%	196
Email Address: <input type="text"/>	72.4%	147
Phone Number: <input type="text"/>	75.9%	154
<b>answered question</b>		<b>203</b>
<b>skipped question</b>		<b>228</b>

### 2. Are you:

	Response Percent	Response Count
Treynor City Resident <input type="text"/>	37.0%	159
<b>Within the school district, not city resident</b> <input type="text"/>	<b>46.7%</b>	<b>201</b>
Open Enrolled <input type="text"/>	13.0%	56
Other (please specify) <input type="text"/>	3.3%	14
<b>answered question</b>		<b>430</b>
<b>skipped question</b>		<b>1</b>

### 3. How many school age children or younger live with you? ( Includes college )

		Response Percent	Response Count
0		26.2%	111
1		15.6%	66
2		<b>32.5%</b>	<b>138</b>
3		18.2%	77
4		6.1%	26
5 or more		1.4%	6
<i>answered question</i>			<b>424</b>
<i>skipped question</i>			<b>7</b>

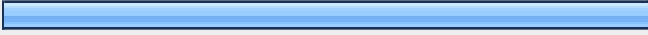

### 4. On a scale of 1 to 5 ( 1 least important, 5 very important ) Please rate the importance of recreational sports to the Treynor community. (i.e. softball, baseball, soccer, football, golf, etc.)

	1	2	3	4	5	N/A	Rating Average	Response Count
value	2.6% (11)	1.9% (8)	8.5% (36)	22.5% (95)	<b>63.4%</b> <b>(268)</b>	1.2% (5)	4.44	423
<i>answered question</i>								<b>423</b>
<i>skipped question</i>								<b>8</b>








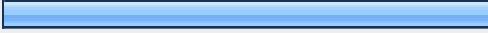
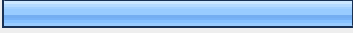

**5. On a scale of 1 to 5 ( 1 least important, 5 very important ) Please rate the importance of recreational sports to your family.**

	1	2	3	4	5	N/A	Rating Average	Response Count
value	4.5% (19)	6.7% (28)	15.2% (64)	25.4% (107)	<b>46.6%</b> <b>(196)</b>	1.7% (7)	4.05	421
<i>answered question</i>								<b>421</b>
<i>skipped question</i>								<b>10</b>

**6. Do you feel local recreational opportunities add value to a community?**

	Response Percent	Response Count
yes 	97.9%	411
no 	2.1%	9
<i>answered question</i>		<b>420</b>
<i>skipped question</i>		<b>11</b>

**7. What recreational activities do you and your family participate in? ( mark all that apply )**

		Response Percent	Response Count
Baseball		44.7%	177
Softball		39.9%	158
Basketball		56.6%	224
Football		46.0%	182
Soccer		40.7%	161
Swimming		69.7%	276
Biking		48.0%	190
<b>Walking</b>		<b>73.5%</b>	<b>291</b>
Golf		53.0%	210
Other (please specify)		19.9%	79
<b><i>answered question</i></b>			<b>396</b>
<b><i>skipped question</i></b>			<b>35</b>

**8. What facilities does your family use for recreation? (Check all that apply )**

	Response Percent	Response Count
TRA	47.8%	182
<b>School</b>	<b>67.7%</b>	<b>258</b>
Omaha Area	35.4%	135
YMCA	32.3%	123
CBYSA	37.8%	144
Surrounding communities	45.4%	173
Other (please specify)	21.0%	80
<i>answered question</i>		<b>381</b>
<i>skipped question</i>		<b>50</b>




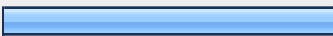

**9. Please indicate which facilities you believe would add recreational value to the Treynor community. ( check all that apply )**

	Response Percent	Response Count
Soccer fields	60.2%	237
<b>Pool</b>	<b>89.3%</b>	<b>352</b>
Baseball fields	62.4%	246
Softball fields	58.9%	232
Football fields	35.5%	140
Other (please specify)	15.2%	60
<i>answered question</i>		<b>394</b>
<i>skipped question</i>		<b>37</b>



**10. On a scale of 1 to 5 ( 1 is not committed, 5 extremely committed), rate your level of personal commitment to the creation of a Treynor sports complex.**

	1	2	3	4	5	Rating Average	Response Count
commitment level	8.6% (34)	9.4% (37)	26.1% (103)	26.3% (104)	<b>29.6% (117)</b>	3.59	395
<i>answered question</i>							<b>395</b>
<i>skipped question</i>							<b>36</b>

**11. Would you donate any of the following to a recreation complex project ( select all that apply )?**

	Response Percent	Response Count
Time 	<b>84.0%</b>	<b>283</b>
Financial Resources 	50.7%	171
Land 	0.6%	2
Skills/Services 	49.9%	168
Other (please specify) 	4.7%	16
<i>answered question</i>		<b>337</b>
<i>skipped question</i>		<b>94</b>

**12. If a pool were built in Treynor, would your family use the pool?**

	Response Percent	Response Count
yes 	<b>83.6%</b>	<b>337</b>
no 	16.4%	66
<i>answered question</i>		<b>403</b>
<i>skipped question</i>		<b>28</b>

### 13. Are you currently a pool user?

		Response Percent	Response Count
yes		77.6%	257
no		22.4%	74
<b>answered question</b>			<b>331</b>
<b>skipped question</b>			<b>100</b>

### 14. How often do you currently use a pool?

		Response Percent	Response Count
daily		10.9%	34
weekly		43.3%	135
monthly		18.9%	59
seldom		26.9%	84
<b>answered question</b>			<b>312</b>
<b>skipped question</b>			<b>119</b>

### 15. How often would you use a pool if it were in Treyvor?

		Response Percent	Response Count
Daily		31.9%	96
Weekly		56.5%	170
Monthly		8.6%	26
Seldom		3.0%	9
<b>answered question</b>			<b>301</b>
<b>skipped question</b>			<b>130</b>

### 16. Do you currently pay a fee to use a pool?






		Response Percent	Response Count
no		40.4%	128
yes		59.6%	189
<b>answered question</b>			<b>317</b>
<b>skipped question</b>			<b>114</b>

### 17. How much do you currently pay for pool use (yearly)?






		Response Percent	Response Count
less than \$100.00		23.4%	71
greater than or equal to \$100.00 but less than \$200.00		20.5%	62
greater than or equal to \$200.00 but less than \$300.00		12.5%	38
greater than \$300.00		12.9%	39
n/a		30.7%	93
<b>answered question</b>			<b>303</b>
<b>skipped question</b>			<b>128</b>



### 18. How much would you be willing to pay annually to support a pool in Treynor?

	Response Percent	Response Count
less than \$100.00 	17.9%	55
<b>greater than or equal to \$100.00 but less than \$200.00</b> 	<b>45.1%</b>	<b>139</b>
greater than or equal to \$200.00 but less than \$300.00 	19.5%	60
greater than \$300.00 	11.7%	36
Other (please specify) 	5.8%	18
<i>answered question</i>		<b>308</b>
<i>skipped question</i>		<b>123</b>

### 19. What other types of projects would you like to see in the city of Treynor (check all that apply)?

	Response Percent	Response Count
<b>grocery store</b> 	<b>86.2%</b>	<b>338</b>
business growth 	56.4%	221
subdivision 	18.6%	73
YMCA style fitness center 	58.4%	229
Other (please specify) 	17.1%	67
<i>answered question</i>		<b>392</b>
<i>skipped question</i>		<b>39</b>