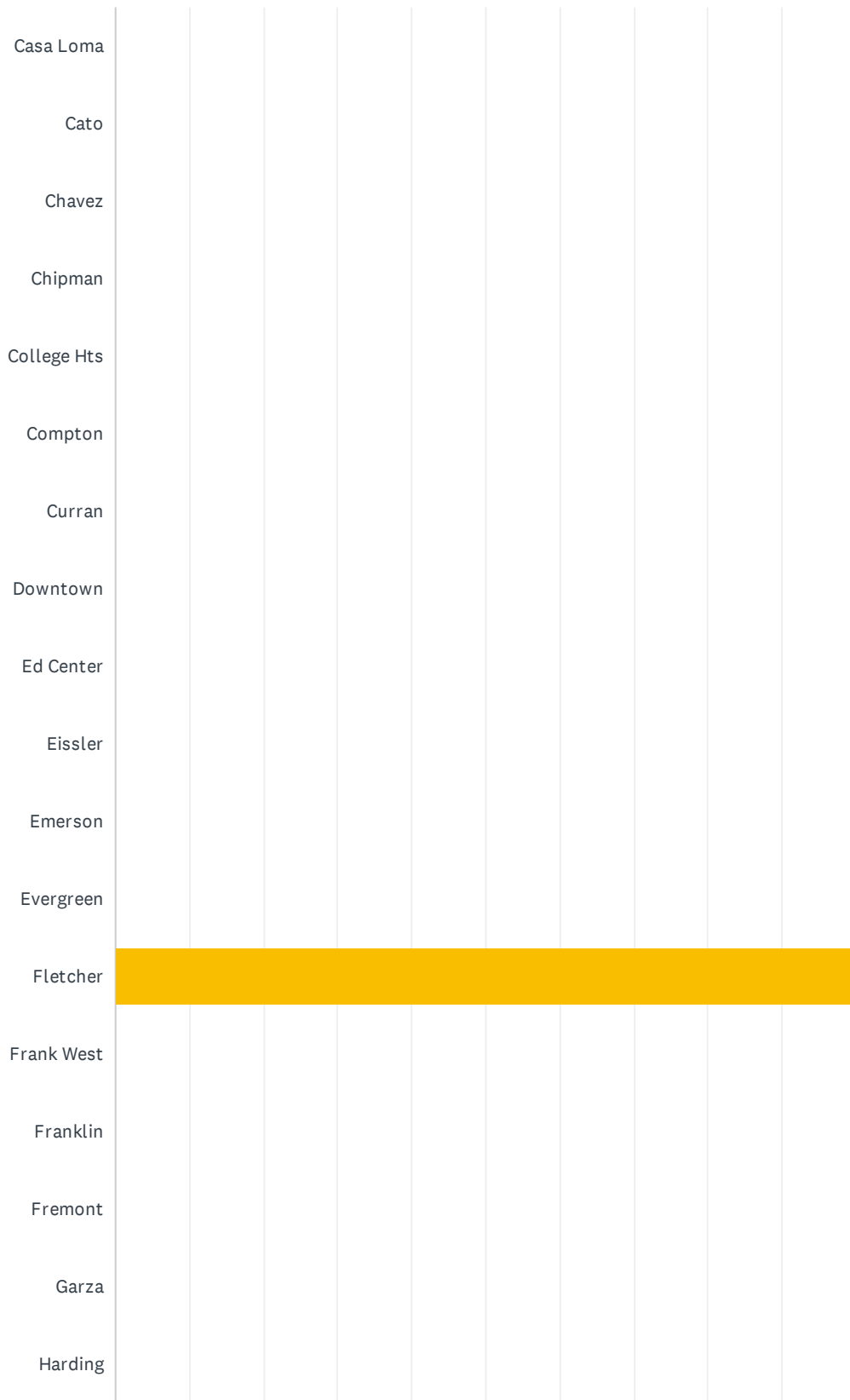


# Q1 School Site (If you work at multiple sites choose your home site OR complete a survey for each site at which you spend significant time.)

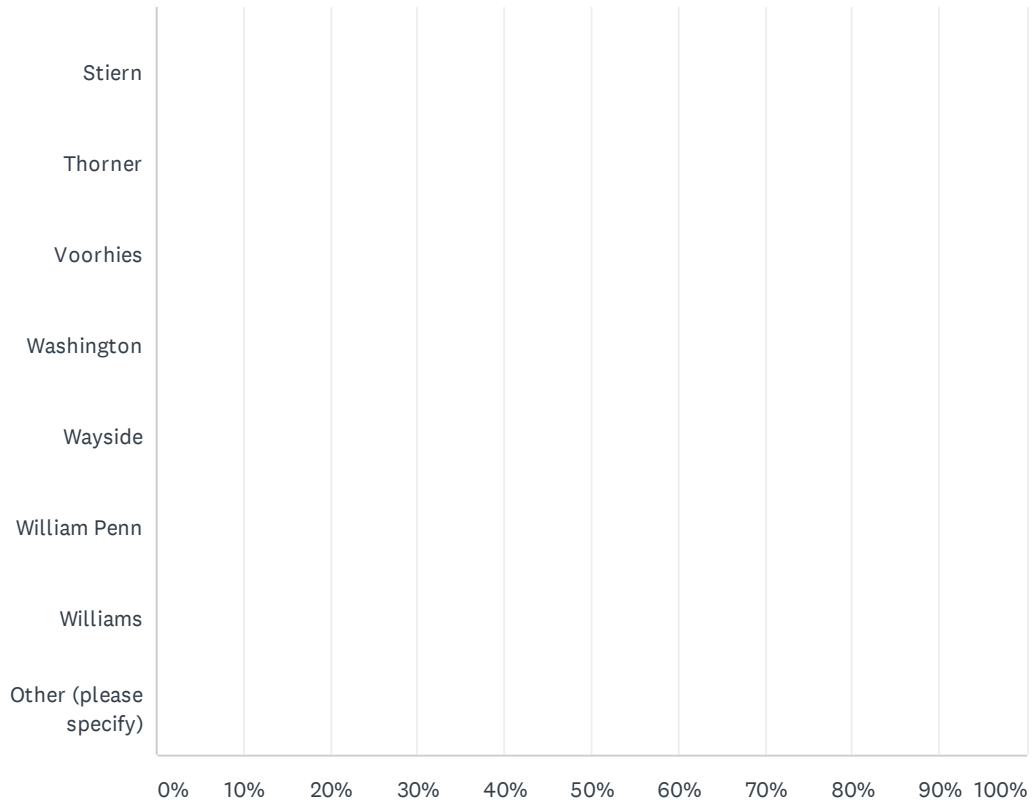
Answered: 10 Skipped: 0



2019-2020 BETA Administration/Site Climate Survey

Harris												
Horace Mann												
Hort												
Jefferson												
Longfellow												
McKinley												
Mt.Vernon												
Munsey												
Nichols												
Noble												
Nurses												
Owens Intermediate												
Owens Primary												
Pauly												
Pioneer												
Rafer Johnson												
Roosevelt												
Sequoia												
Sierra												
Special Ed Office												
Stella Hills												

2019-2020 BETA Administration/Site Climate Survey



2019-2020 BETA Administration/Site Climate Survey

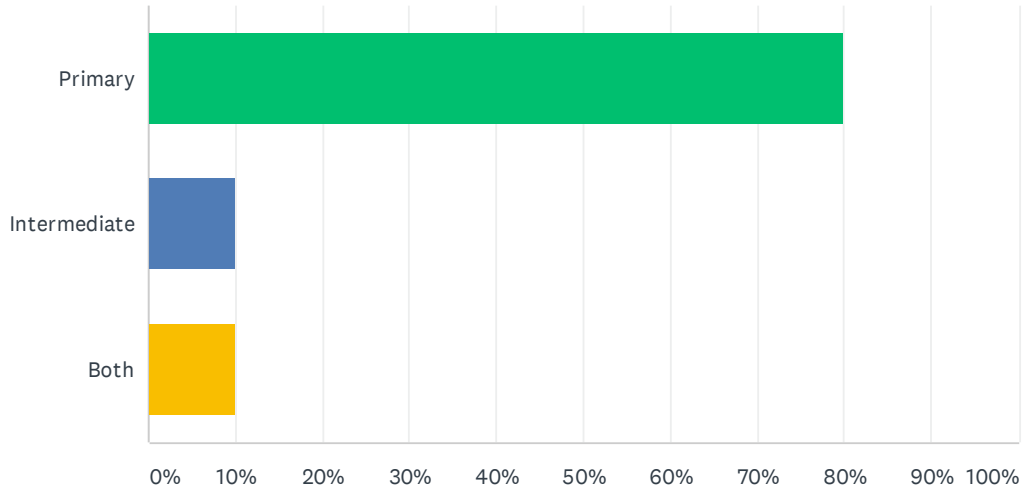
ANSWER CHOICES	RESPONSES	
Casa Loma	0.00%	0
Cato	0.00%	0
Chavez	0.00%	0
Chipman	0.00%	0
College Hts	0.00%	0
Compton	0.00%	0
Curran	0.00%	0
Downtown	0.00%	0
Ed Center	0.00%	0
Eissler	0.00%	0
Emerson	0.00%	0
Evergreen	0.00%	0
Fletcher	100.00%	10
Frank West	0.00%	0
Franklin	0.00%	0
Fremont	0.00%	0
Garza	0.00%	0
Harding	0.00%	0
Harris	0.00%	0
Horace Mann	0.00%	0
Hort	0.00%	0
Jefferson	0.00%	0
Longfellow	0.00%	0
McKinley	0.00%	0
Mt.Vernon	0.00%	0
Munsey	0.00%	0
Nichols	0.00%	0
Noble	0.00%	0
Nurses	0.00%	0
Owens Intermediate	0.00%	0
Owens Primary	0.00%	0
Pauly	0.00%	0

2019-2020 BETA Administration/Site Climate Survey

Pioneer	0.00%	0
Rafer Johnson	0.00%	0
Roosevelt	0.00%	0
Sequoia	0.00%	0
Sierra	0.00%	0
Special Ed Office	0.00%	0
Stella Hills	0.00%	0
Stiern	0.00%	0
Thorner	0.00%	0
Voorhies	0.00%	0
Washington	0.00%	0
Wayside	0.00%	0
William Penn	0.00%	0
Williams	0.00%	0
Other (please specify)	0.00%	0
Total Respondents: 10		

## Q2 Instructional Grade Level or Support Services

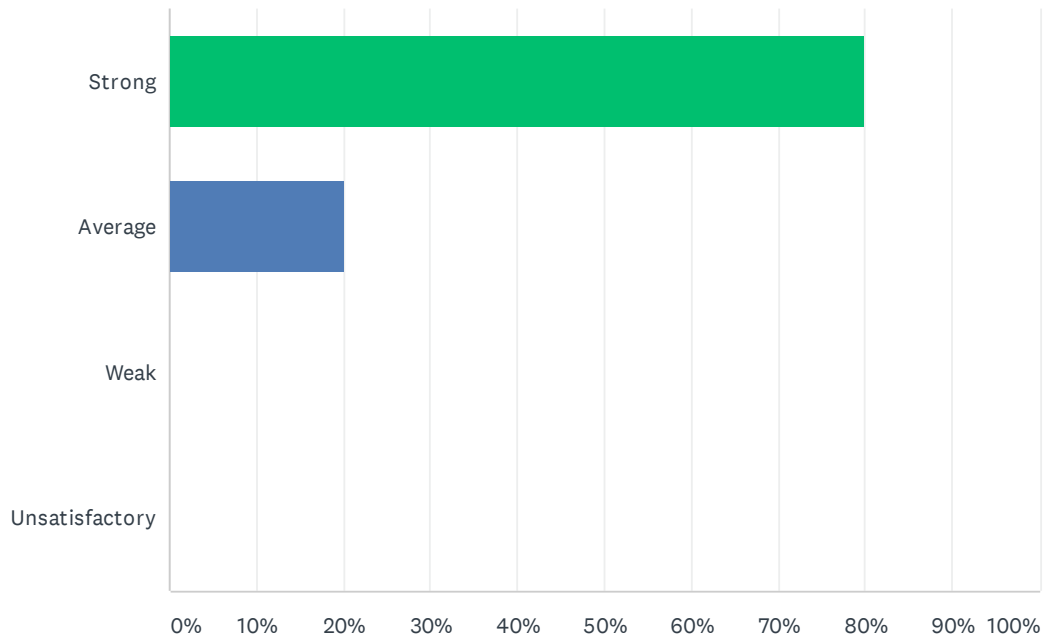
Answered: 10 Skipped: 0



ANSWER CHOICES	RESPONSES	
Primary	80.00%	8
Intermediate	10.00%	1
Both	10.00%	1
TOTAL		10

### Q3 Site administration is sensitive to the needs of students, staff, and community.

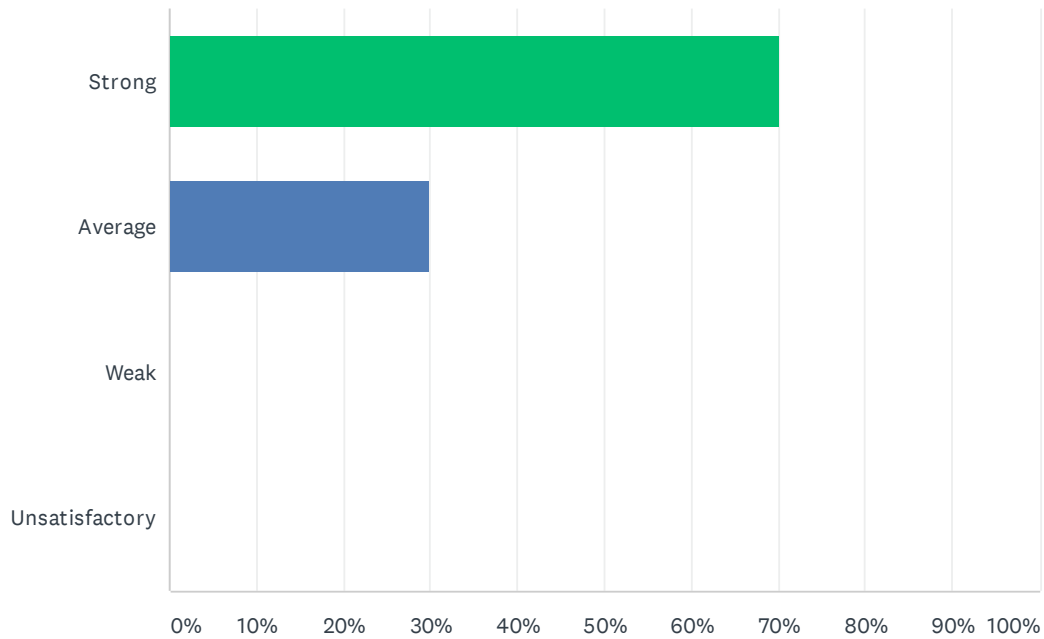
Answered: 10 Skipped: 0



ANSWER CHOICES	RESPONSES	
Strong	80.00%	8
Average	20.00%	2
Weak	0.00%	0
Unsatisfactory	0.00%	0
<b>TOTAL</b>		<b>10</b>

## Q4 Site administration treats staff with respect; you feel like a valued member of a team

Answered: 10 Skipped: 0

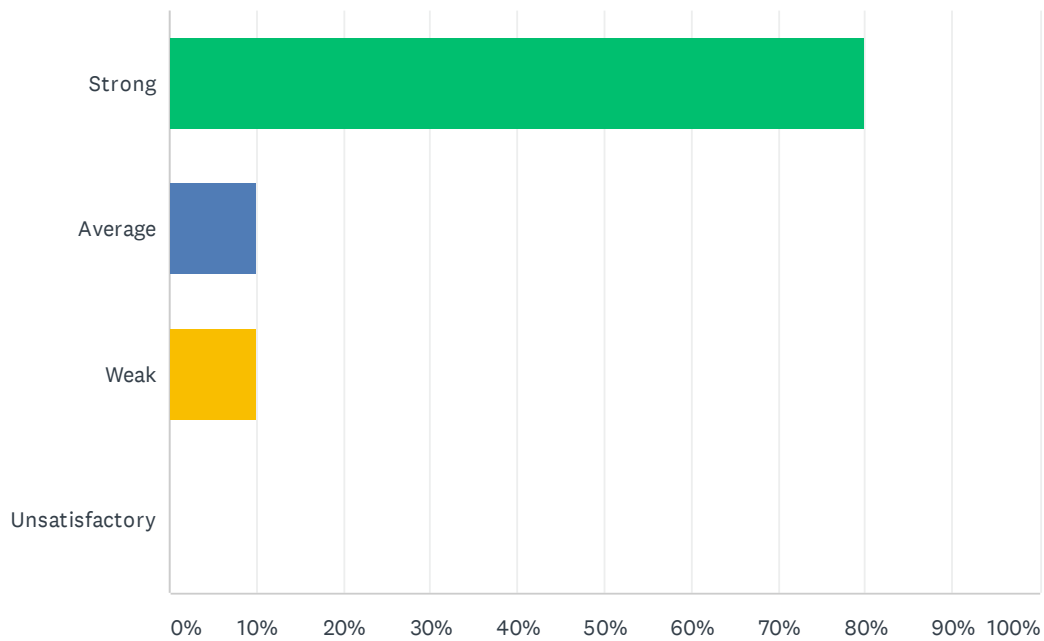


ANSWER CHOICES	RESPONSES	
Strong	70.00%	7
Average	30.00%	3
Weak	0.00%	0
Unsatisfactory	0.00%	0
<b>TOTAL</b>		<b>10</b>



### Q5 Site administration conducts classroom visits (walk-through) in least the disruptive manner and leaves timely feedback (within 24 hours).

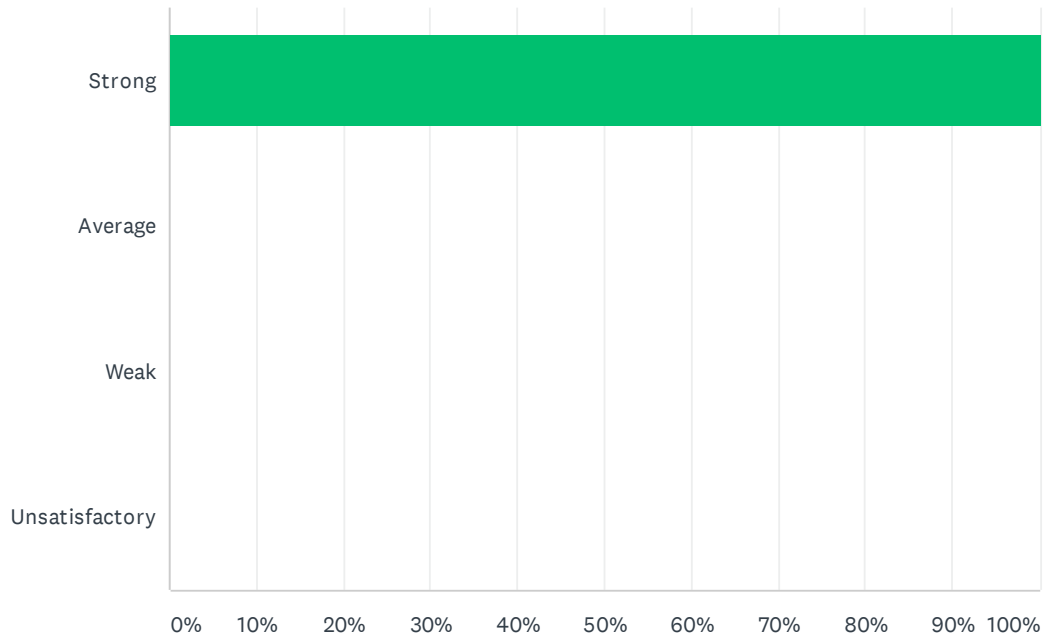
Answered: 10 Skipped: 0



ANSWER CHOICES	RESPONSES	
Strong	80.00%	8
Average	10.00%	1
Weak	10.00%	1
Unsatisfactory	0.00%	0
<b>TOTAL</b>		<b>10</b>

## Q6 Site administration follows the contract and respects personal rights.

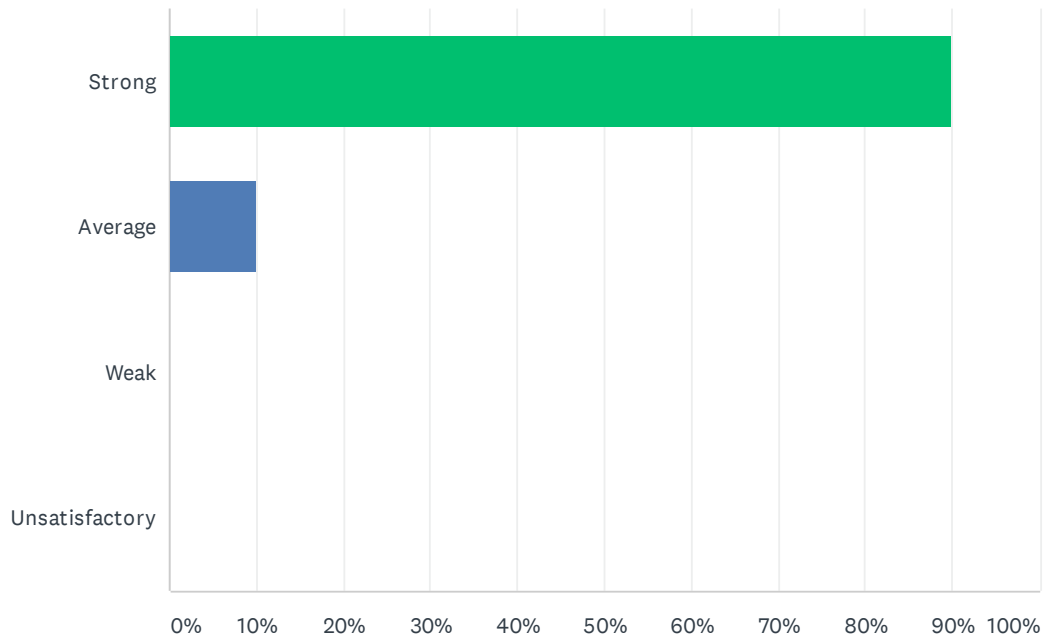
Answered: 10 Skipped: 0



ANSWER CHOICES	RESPONSES	
Strong	100.00%	10
Average	0.00%	0
Weak	0.00%	0
Unsatisfactory	0.00%	0
<b>TOTAL</b>		<b>10</b>

### Q7 Administration utilizes staff according to their job description (ie. Coaches, APL's, Specialists & Staff).

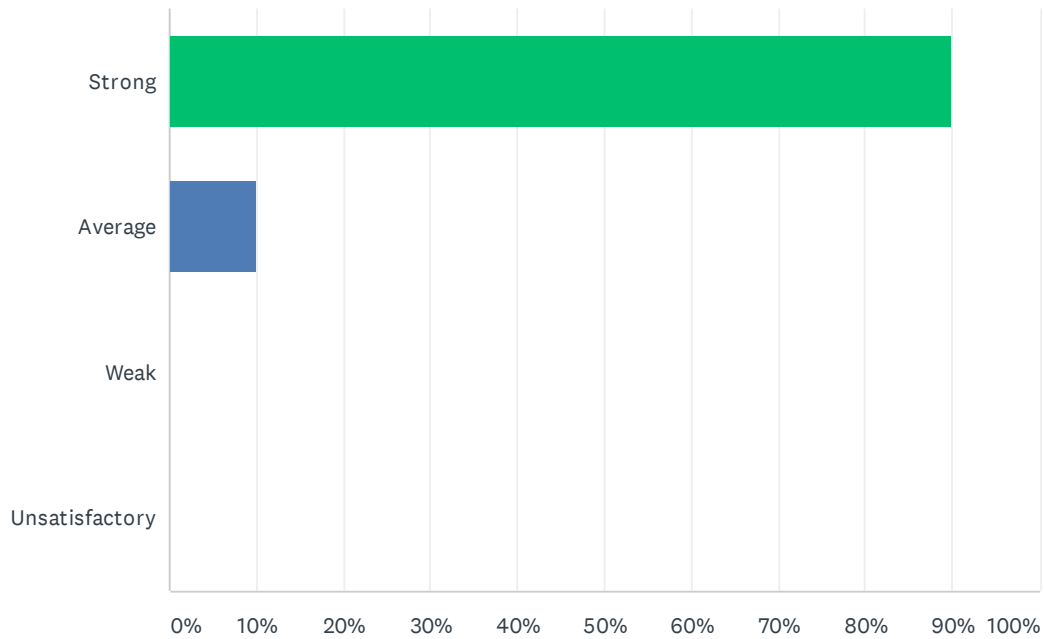
Answered: 10 Skipped: 0



ANSWER CHOICES	RESPONSES	
Strong	90.00%	9
Average	10.00%	1
Weak	0.00%	0
Unsatisfactory	0.00%	0
<b>TOTAL</b>		<b>10</b>

## Q8 Administration maintains open communication with staff, parents, and students.

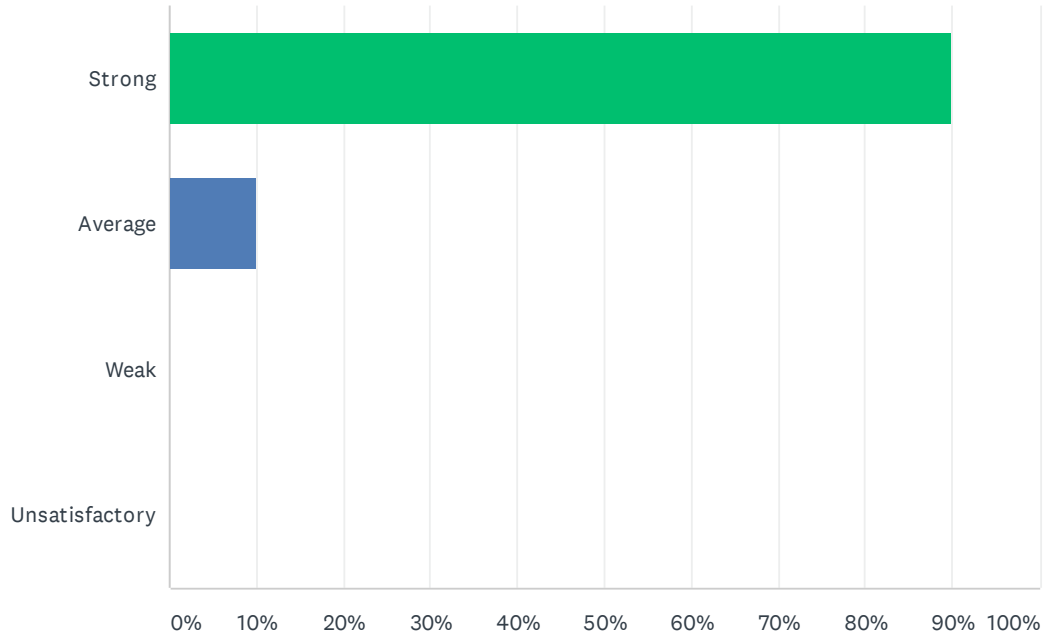
Answered: 10 Skipped: 0



ANSWER CHOICES	RESPONSES	
Strong	90.00%	9
Average	10.00%	1
Weak	0.00%	0
Unsatisfactory	0.00%	0
<b>TOTAL</b>		<b>10</b>

## Q9 Administration supports staff against attacks and criticism from parents.

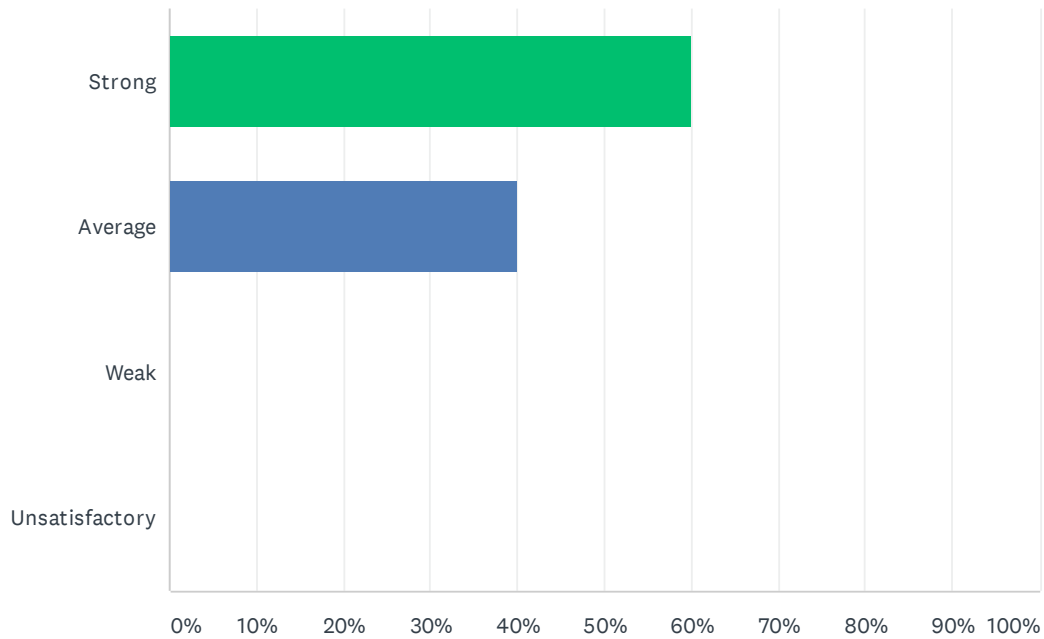
Answered: 10 Skipped: 0



ANSWER CHOICES	RESPONSES	
Strong	90.00%	9
Average	10.00%	1
Weak	0.00%	0
Unsatisfactory	0.00%	0
<b>TOTAL</b>		<b>10</b>

### Q10 Site administration treats all teachers equally; there is no preferential treatment.

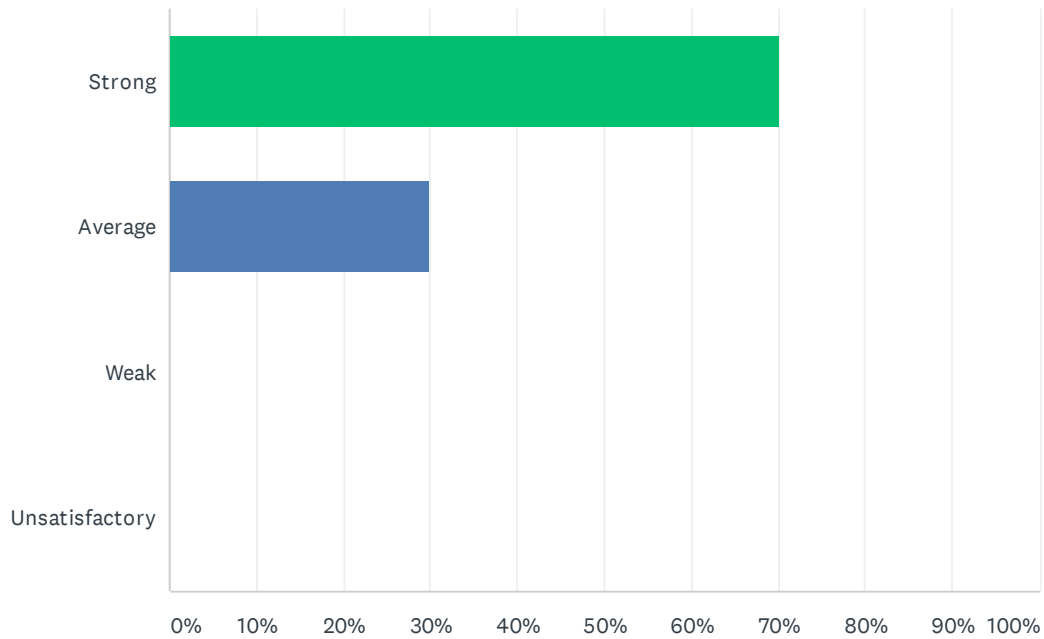
Answered: 10 Skipped: 0



ANSWER CHOICES	RESPONSES	
Strong	60.00%	6
Average	40.00%	4
Weak	0.00%	0
Unsatisfactory	0.00%	0
<b>TOTAL</b>		<b>10</b>

## Q11 Administration supports classroom discipline procedures and follows District discipline guidelines.

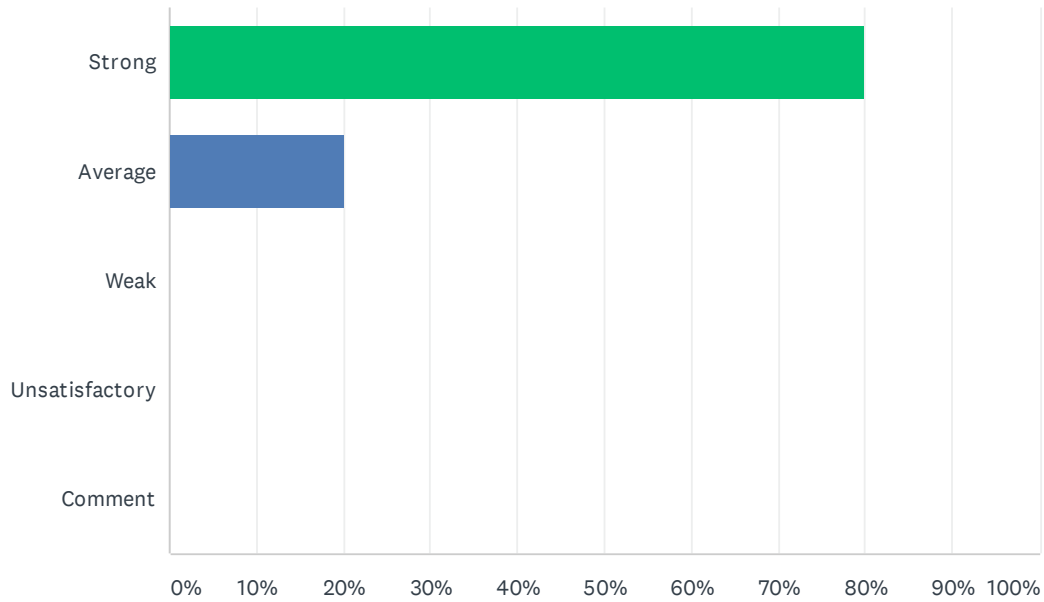
Answered: 10 Skipped: 0



ANSWER CHOICES	RESPONSES	
Strong	70.00%	7
Average	30.00%	3
Weak	0.00%	0
Unsatisfactory	0.00%	0
<b>TOTAL</b>		<b>10</b>

### Q12 Administration processes ODR's (Office Disciplinary Referrals) within 48 hours and supports staff when discipline moves beyond classroom managed behaviors.

Answered: 10 Skipped: 0

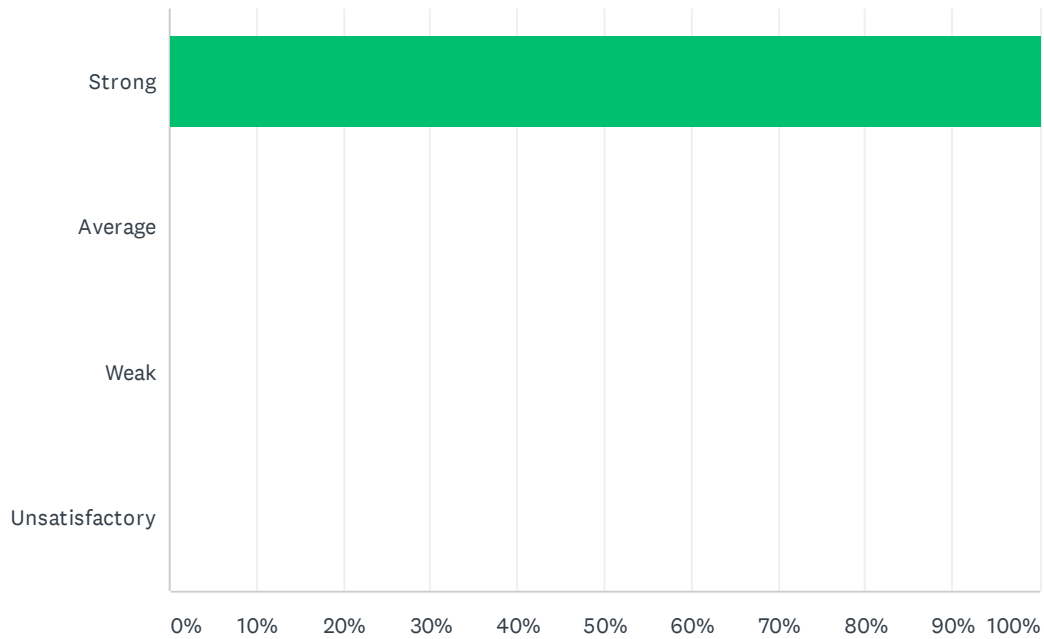


ANSWER CHOICES	RESPONSES	
Strong	80.00%	8
Average	20.00%	2
Weak	0.00%	0
Unsatisfactory	0.00%	0
Comment	0.00%	0
<b>TOTAL</b>		<b>10</b>



### Q13 Administration treats teachers as professionals; the teacher's word is not disregarded in favor of the student's.

Answered: 10 Skipped: 0



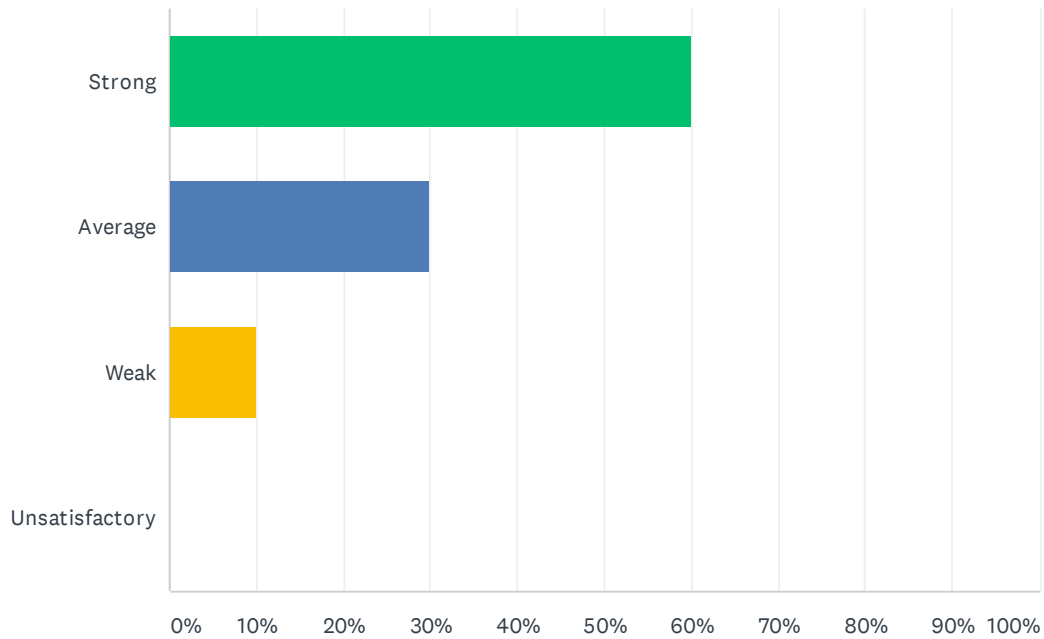
ANSWER CHOICES	RESPONSES	
Strong	100.00%	10
Average	0.00%	0
Weak	0.00%	0
Unsatisfactory	0.00%	0
<b>TOTAL</b>		<b>10</b>

**Q14 How do you feel that your administration positively/negatively impacts working conditions at your site?**

Answered: 3 Skipped: 7

## Q15 Site staff is involved in setting school policies and budgetary priorities.

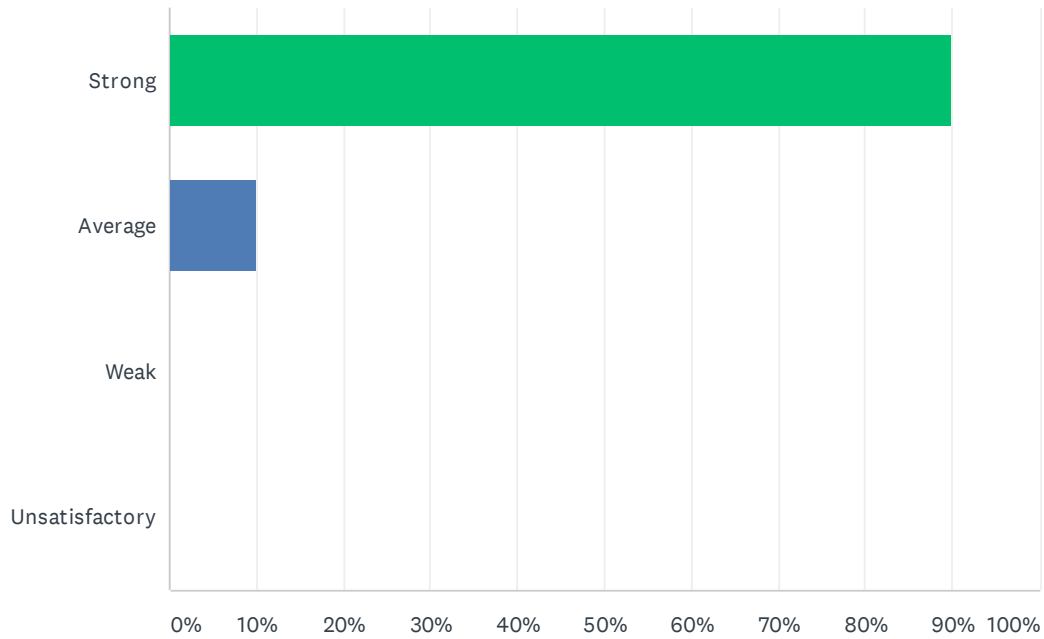
Answered: 10 Skipped: 0



ANSWER CHOICES	RESPONSES	
Strong	60.00%	6
Average	30.00%	3
Weak	10.00%	1
Unsatisfactory	0.00%	0
<b>TOTAL</b>		<b>10</b>

## Q16 Site meetings are productive and not excessive.

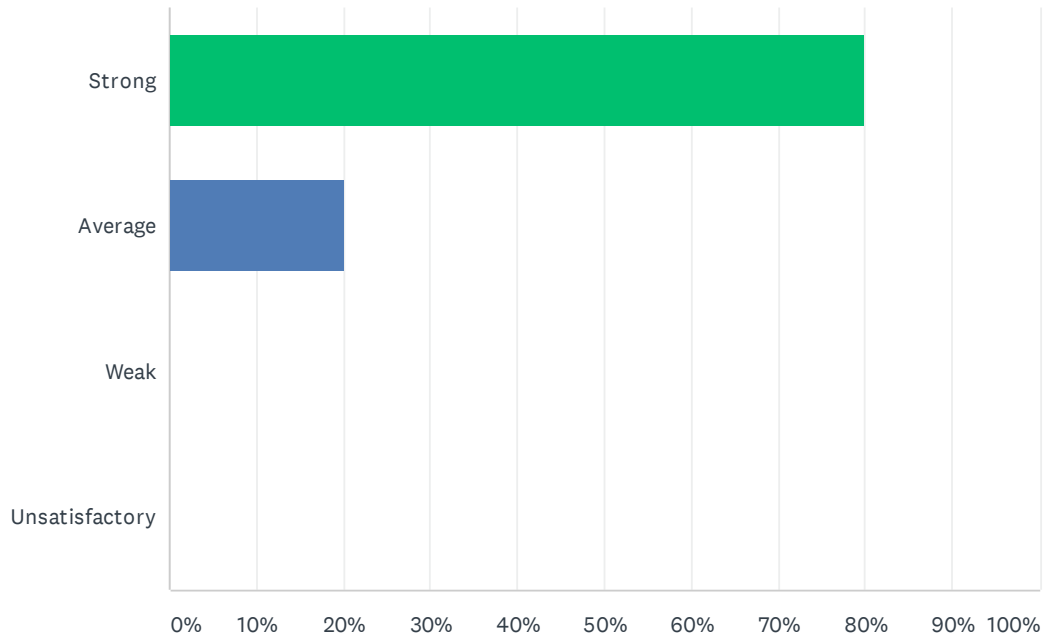
Answered: 10 Skipped: 0



ANSWER CHOICES	RESPONSES	
Strong	90.00%	9
Average	10.00%	1
Weak	0.00%	0
Unsatisfactory	0.00%	0
<b>TOTAL</b>		<b>10</b>

Q17 Bank days are used for PLC activities; Site administration uses two Bank Days a month and staff gets uninterrupted planning/preparation time twice a month during Bank Days.

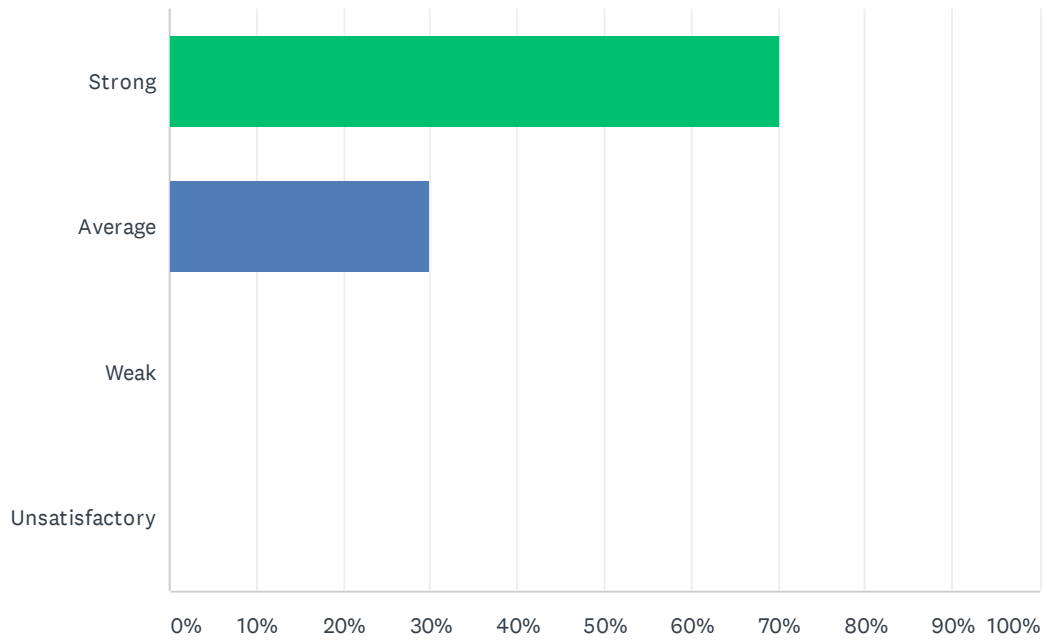
Answered: 10 Skipped: 0



ANSWER CHOICES	RESPONSES	
Strong	80.00%	8
Average	20.00%	2
Weak	0.00%	0
Unsatisfactory	0.00%	0
TOTAL		10

### Q18 My site receives daily consecutive uninterrupted planning/preparation time. (30 minutes / 40 minutes)

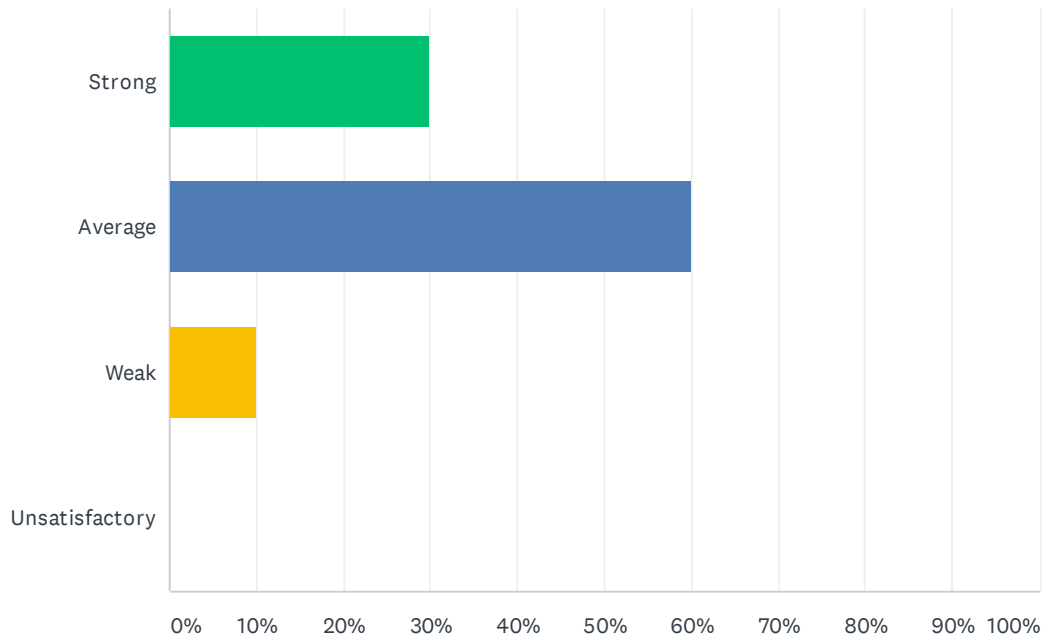
Answered: 10 Skipped: 0



ANSWER CHOICES	RESPONSES	
Strong	70.00%	7
Average	30.00%	3
Weak	0.00%	0
Unsatisfactory	0.00%	0
<b>TOTAL</b>		<b>10</b>

### Q19 Staff is given time to input district required data (ie. Benchmarks, Dibels, CFAs, Report Card, and etc).

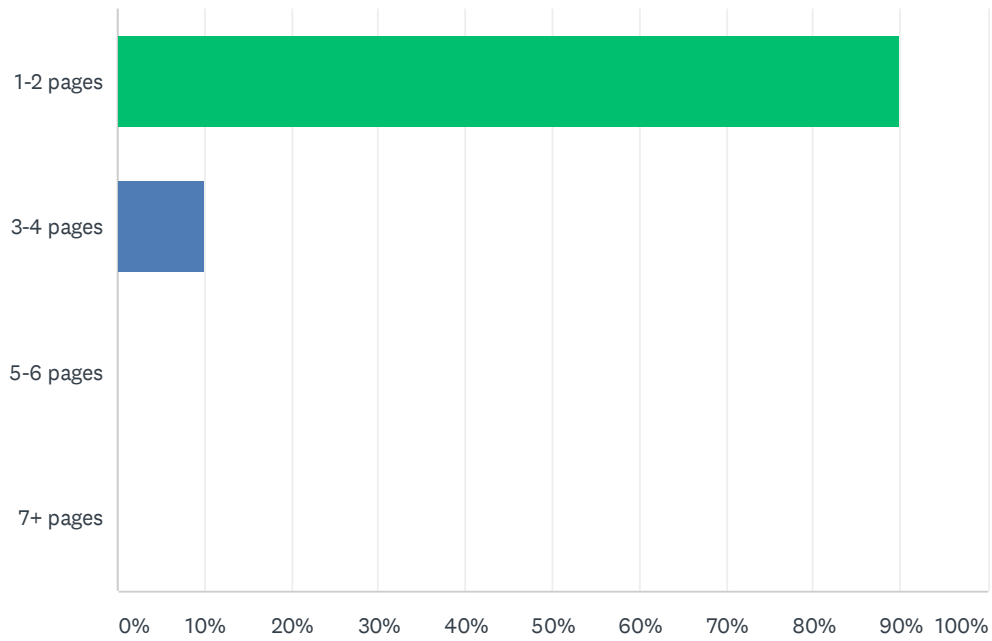
Answered: 10 Skipped: 0



ANSWER CHOICES	RESPONSES	
Strong	30.00%	3
Average	60.00%	6
Weak	10.00%	1
Unsatisfactory	0.00%	0
<b>TOTAL</b>		<b>10</b>

## Q20 Teachers are required to submit complete, but not excessively lengthy lesson plans.

Answered: 10 Skipped: 0

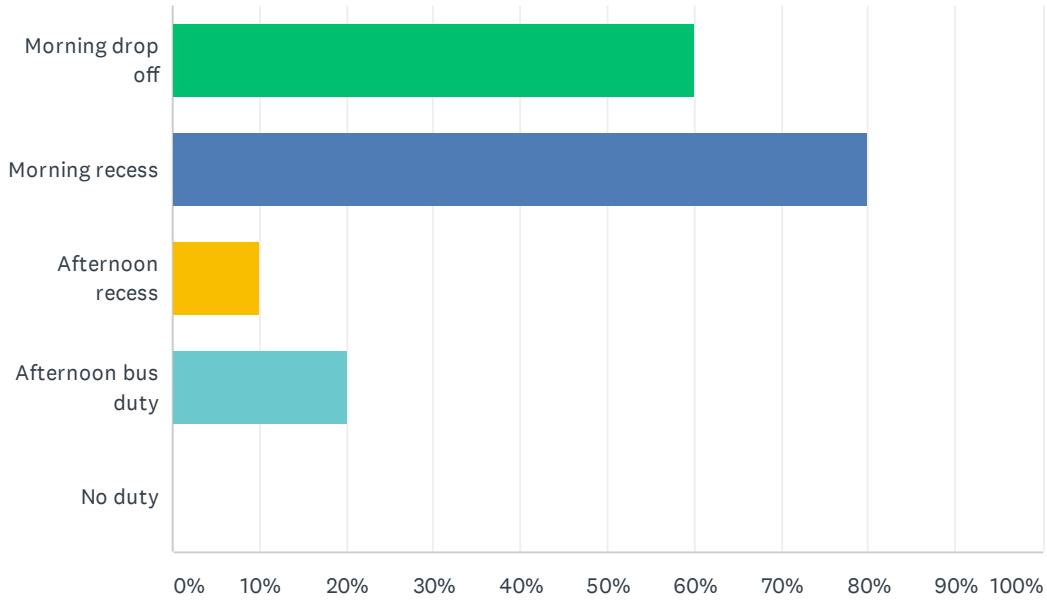


ANSWER CHOICES	RESPONSES	
1-2 pages	90.00%	9
3-4 pages	10.00%	1
5-6 pages	0.00%	0
7+ pages	0.00%	0
<b>TOTAL</b>		<b>10</b>



## Q21 Staff has recess and/or bus duty.

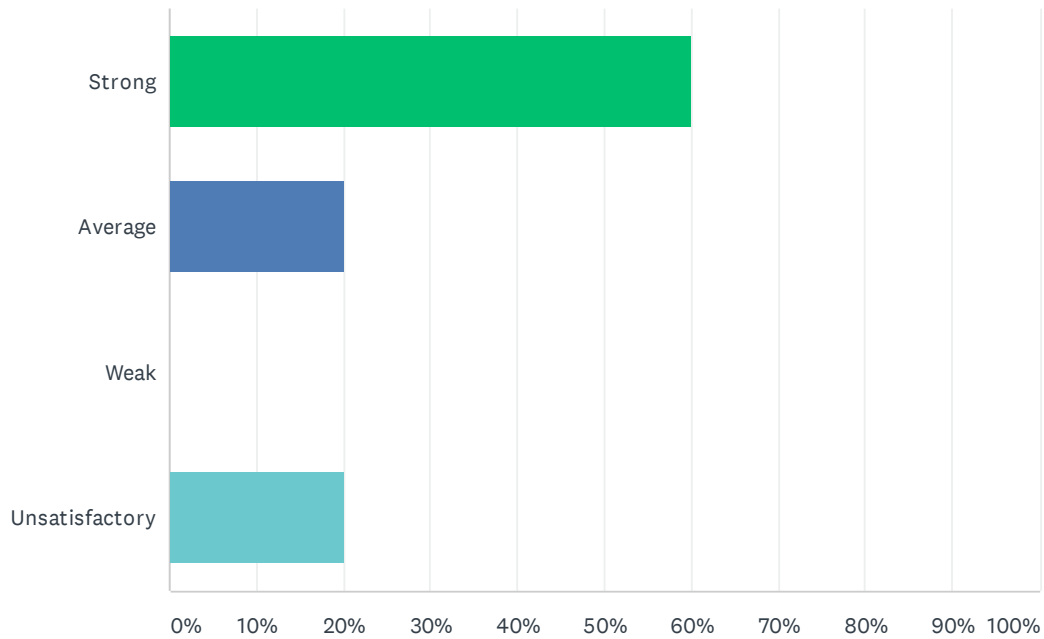
Answered: 10 Skipped: 0



ANSWER CHOICES	RESPONSES	
Morning drop off	60.00%	6
Morning recess	80.00%	8
Afternoon recess	10.00%	1
Afternoon bus duty	20.00%	2
No duty	0.00%	0
Total Respondents: 10		

## Q22 The Special Education Department is assisting you with your questions, problems, and concerns.

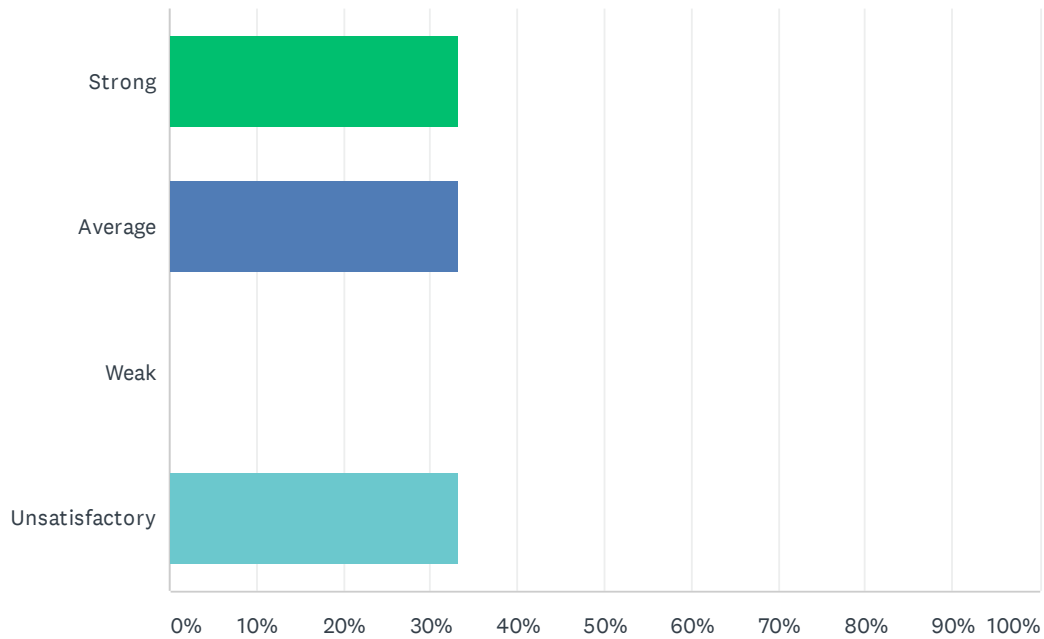
Answered: 5 Skipped: 5



ANSWER CHOICES	RESPONSES	
Strong	60.00%	3
Average	20.00%	1
Weak	0.00%	0
Unsatisfactory	20.00%	1
<b>TOTAL</b>		<b>5</b>

### Q23 Special Education class size is balanced within each program to ensure student safety and individualized instruction.

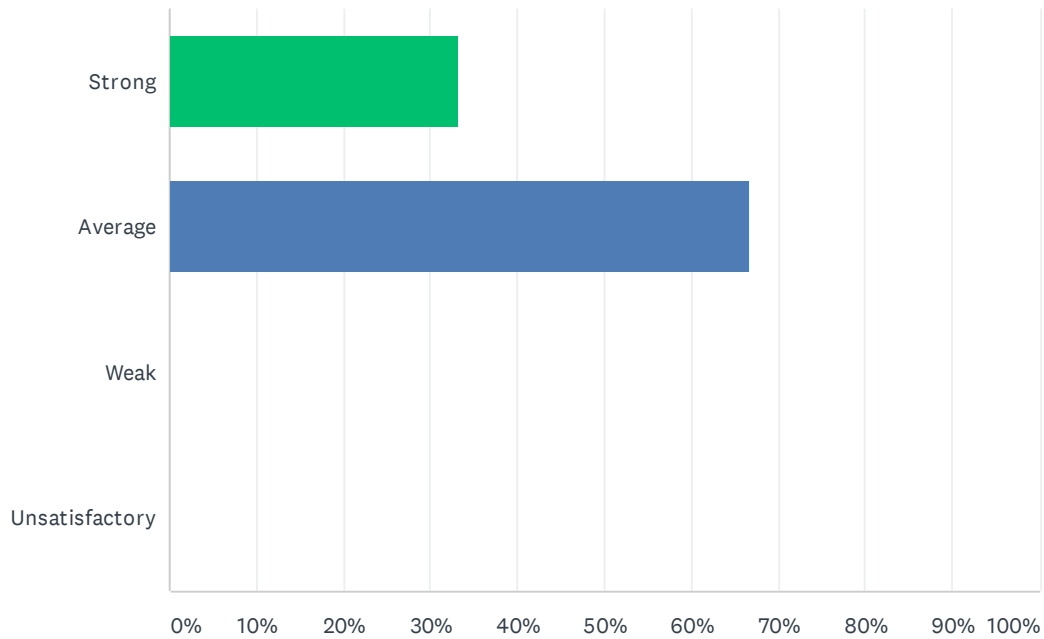
Answered: 3 Skipped: 7



ANSWER CHOICES	RESPONSES	
Strong	33.33%	1
Average	33.33%	1
Weak	0.00%	0
Unsatisfactory	33.33%	1
<b>TOTAL</b>		<b>3</b>

## Q24 Special education teachers have opportunities to participate in school-based, content area staff development.

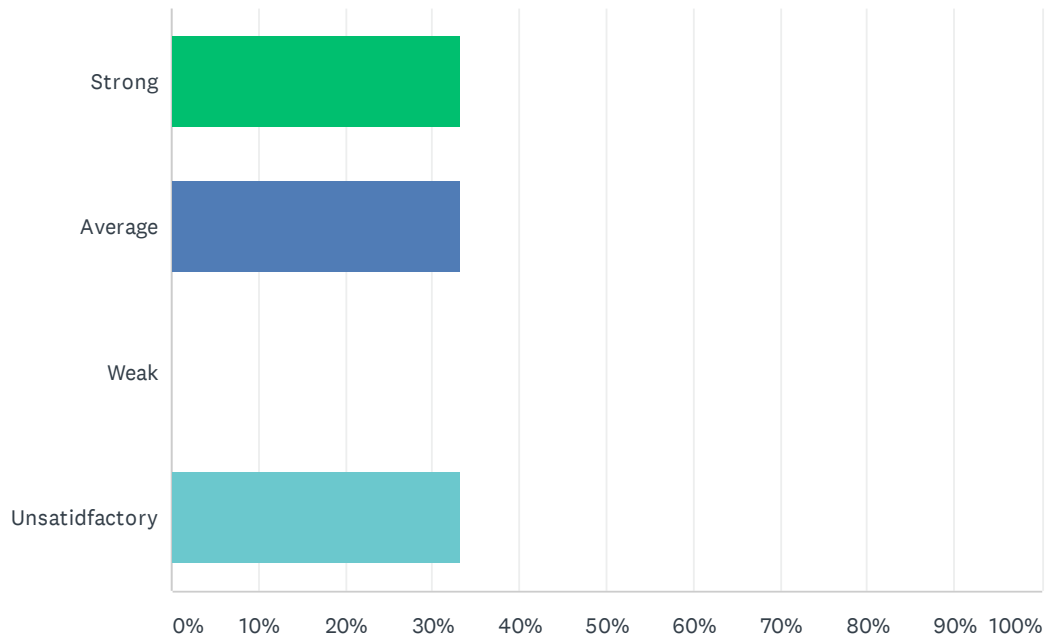
Answered: 3 Skipped: 7



ANSWER CHOICES	RESPONSES	
Strong	33.33%	1
Average	66.67%	2
Weak	0.00%	0
Unsatisfactory	0.00%	0
<b>TOTAL</b>		<b>3</b>

## Q25 Special education teachers have needed access to ALL instructional resources provided to the general education teachers.

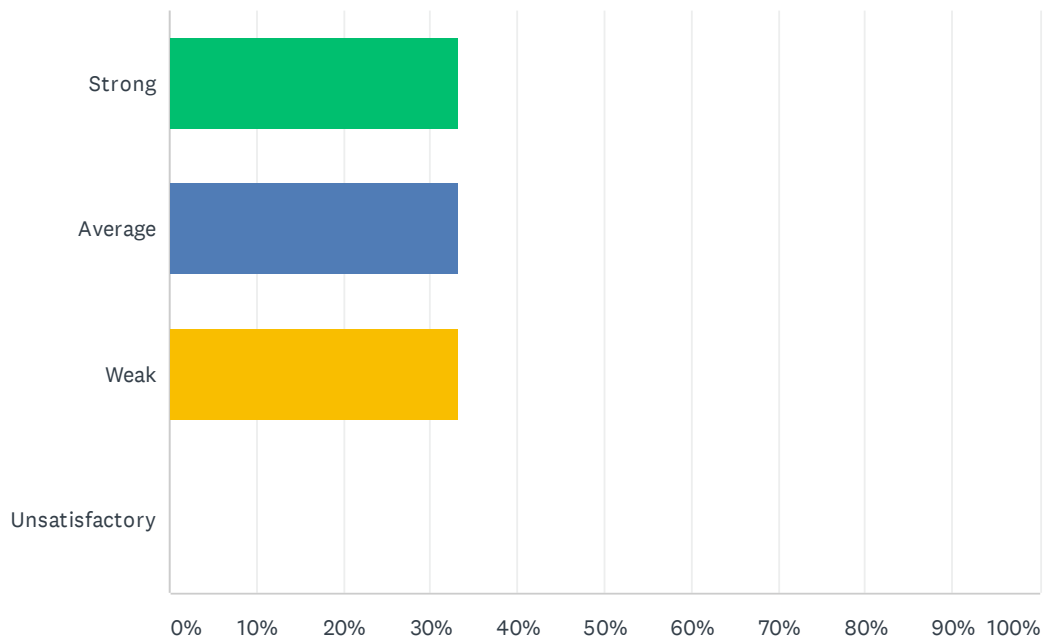
Answered: 3 Skipped: 7



ANSWER CHOICES	RESPONSES	
Strong	33.33%	1
Average	33.33%	1
Weak	0.00%	0
Unsatisfactory	33.33%	1
<b>TOTAL</b>		<b>3</b>

## Q26 Special education teachers are adequately trained in the administration of state assessments and District IEP's.

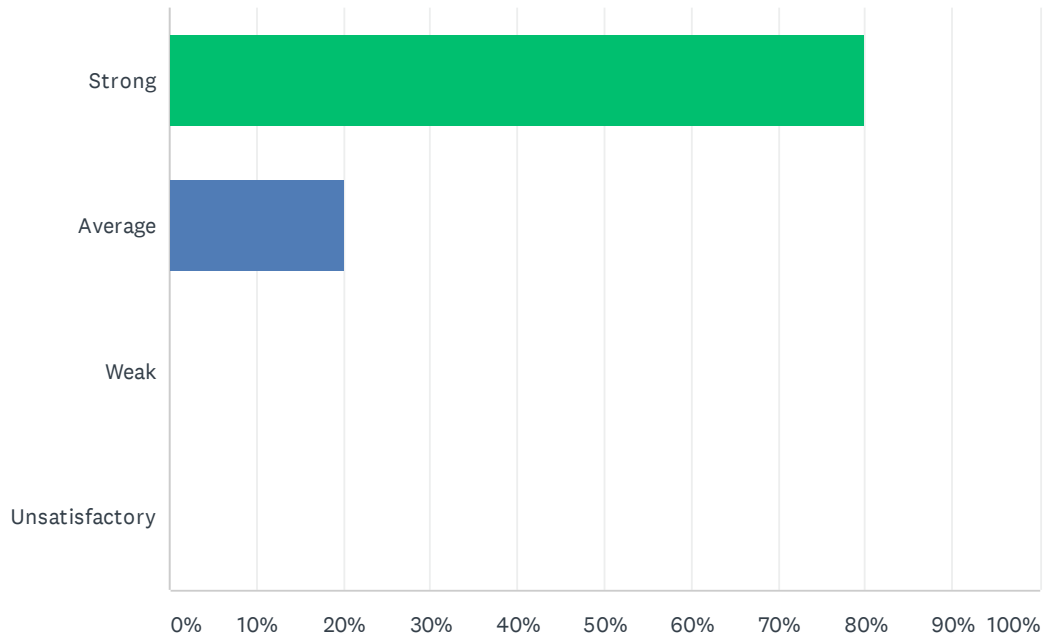
Answered: 3 Skipped: 7



ANSWER CHOICES	RESPONSES	
Strong	33.33%	1
Average	33.33%	1
Weak	33.33%	1
Unsatisfactory	0.00%	0
<b>TOTAL</b>		<b>3</b>

### Q27 The site principal is accessible to discuss special education issues.

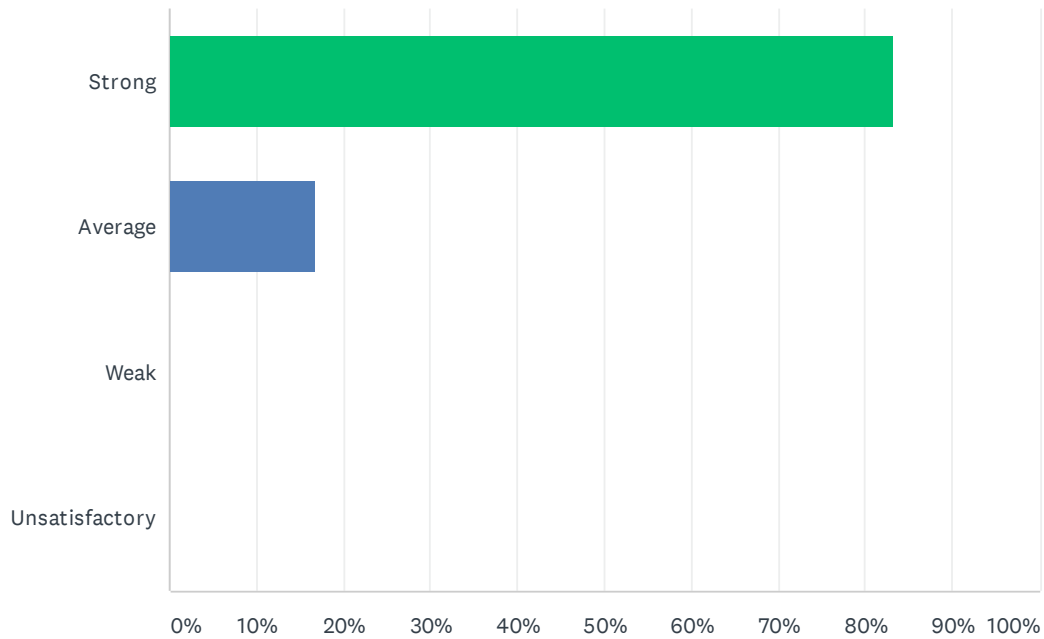
Answered: 5 Skipped: 5



ANSWER CHOICES	RESPONSES	
Strong	80.00%	4
Average	20.00%	1
Weak	0.00%	0
Unsatisfactory	0.00%	0
<b>TOTAL</b>		<b>5</b>

## Q28 The site principal promotes equal opportunities for all students to learn.

Answered: 6 Skipped: 4

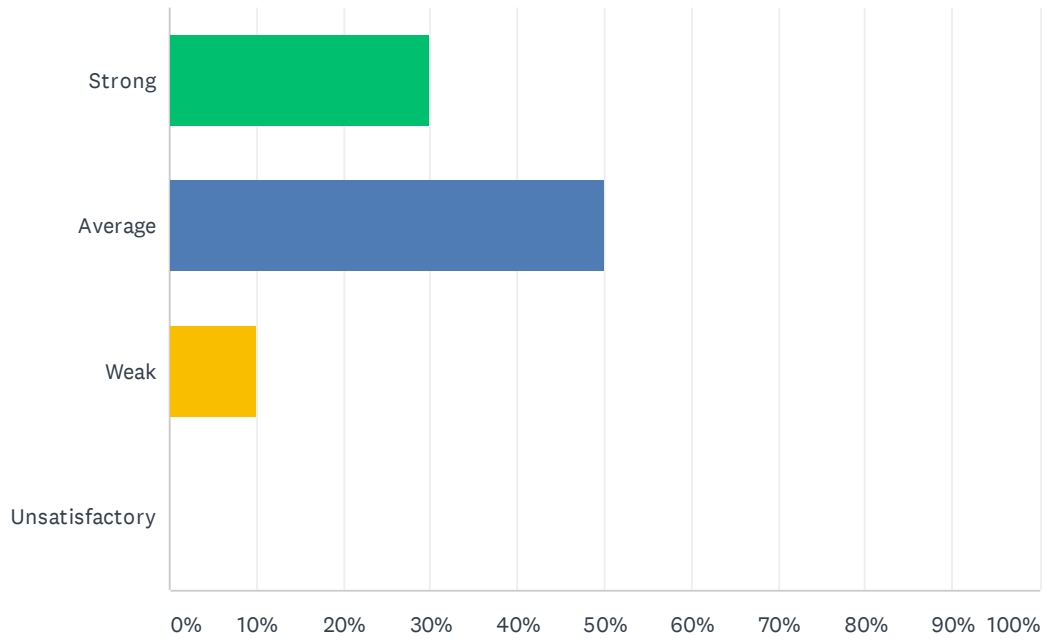


ANSWER CHOICES	RESPONSES	
Strong	83.33%	5
Average	16.67%	1
Weak	0.00%	0
Unsatisfactory	0.00%	0
<b>TOTAL</b>		<b>6</b>



## Q29 PBIS is used effectively and is improving behavior.

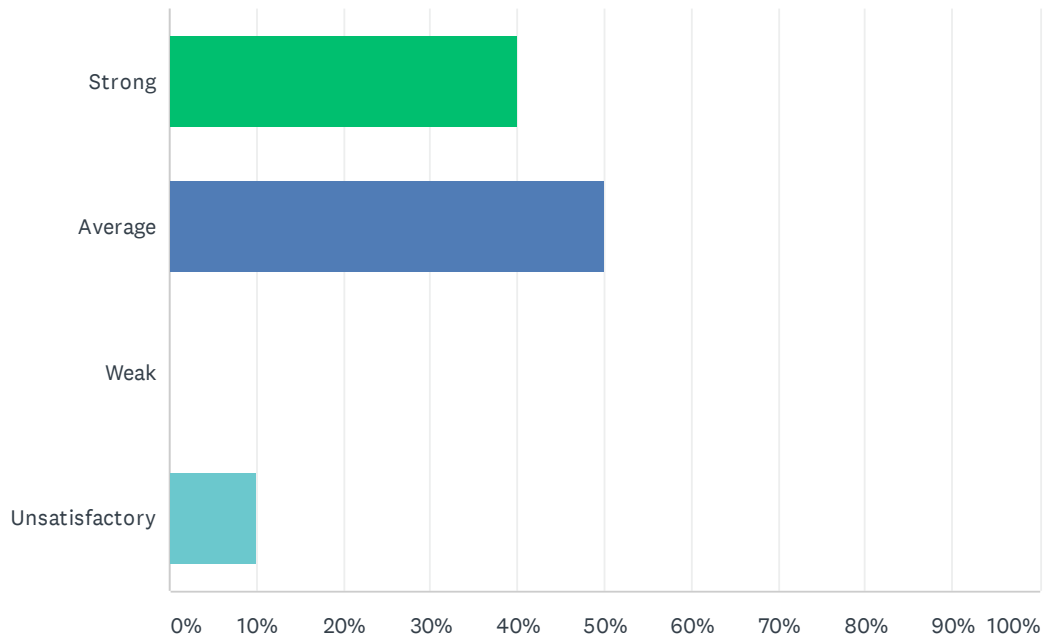
Answered: 10 Skipped: 0



ANSWER CHOICES	RESPONSES	
Strong	30.00%	3
Average	50.00%	5
Weak	10.00%	1
Unsatisfactory	0.00%	0
<b>TOTAL</b>		<b>10</b>

### Q30 PBIS and Behavior Intervention Specialists are creating a safer environment at my site.

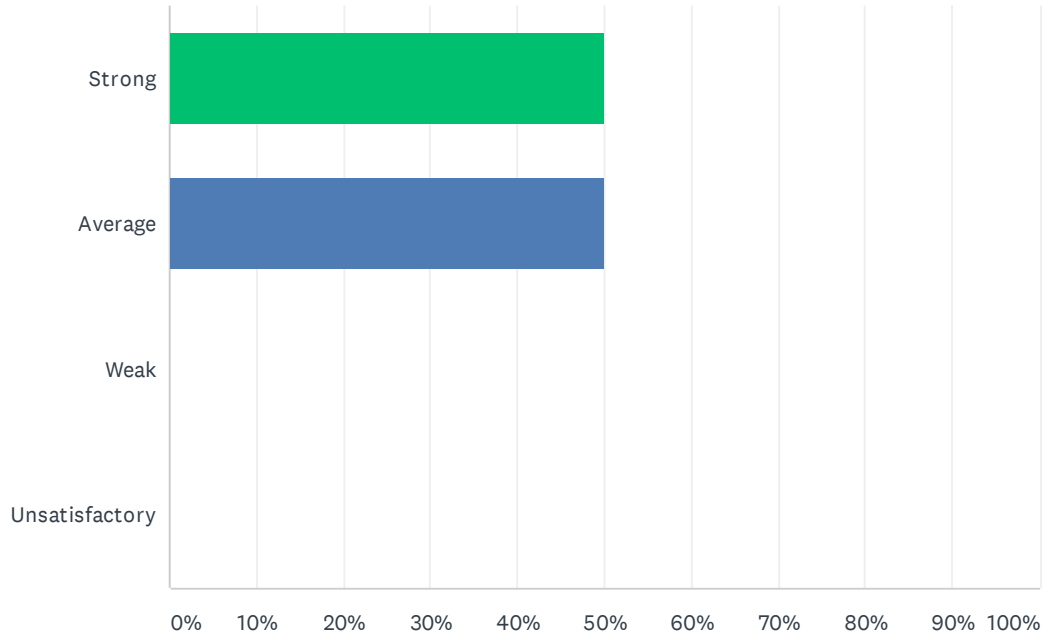
Answered: 10 Skipped: 0



ANSWER CHOICES	RESPONSES	
Strong	40.00%	4
Average	50.00%	5
Weak	0.00%	0
Unsatisfactory	10.00%	1
<b>TOTAL</b>		<b>10</b>

### Q31 Staff and students feel safe at my site.

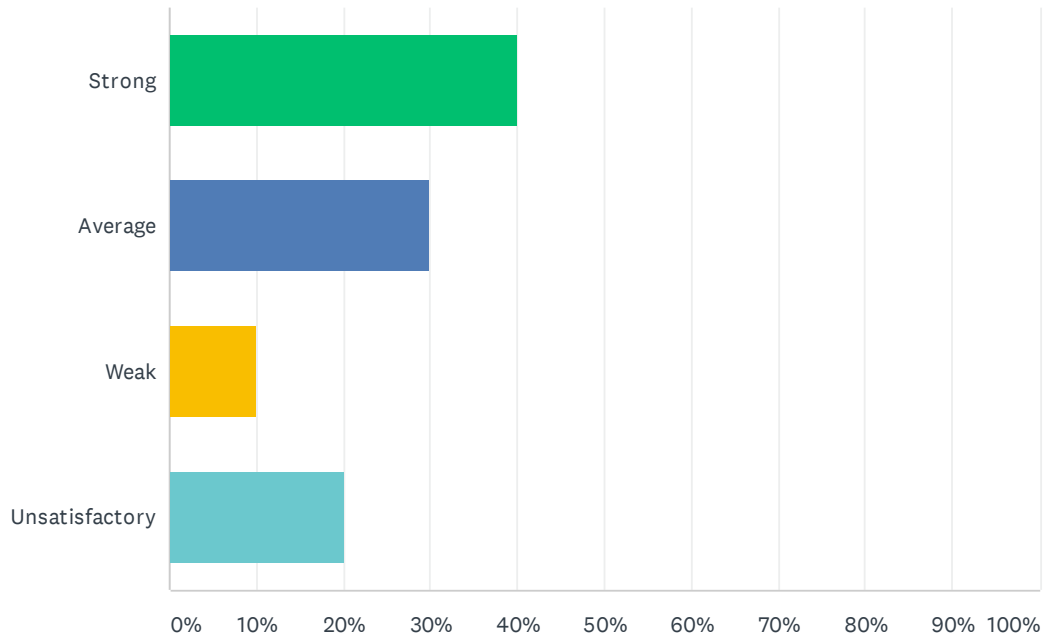
Answered: 10 Skipped: 0



ANSWER CHOICES	RESPONSES	
Strong	50.00%	5
Average	50.00%	5
Weak	0.00%	0
Unsatisfactory	0.00%	0
<b>TOTAL</b>		<b>10</b>

### Q32 Discipline is improving at my site and not interfering with learning.

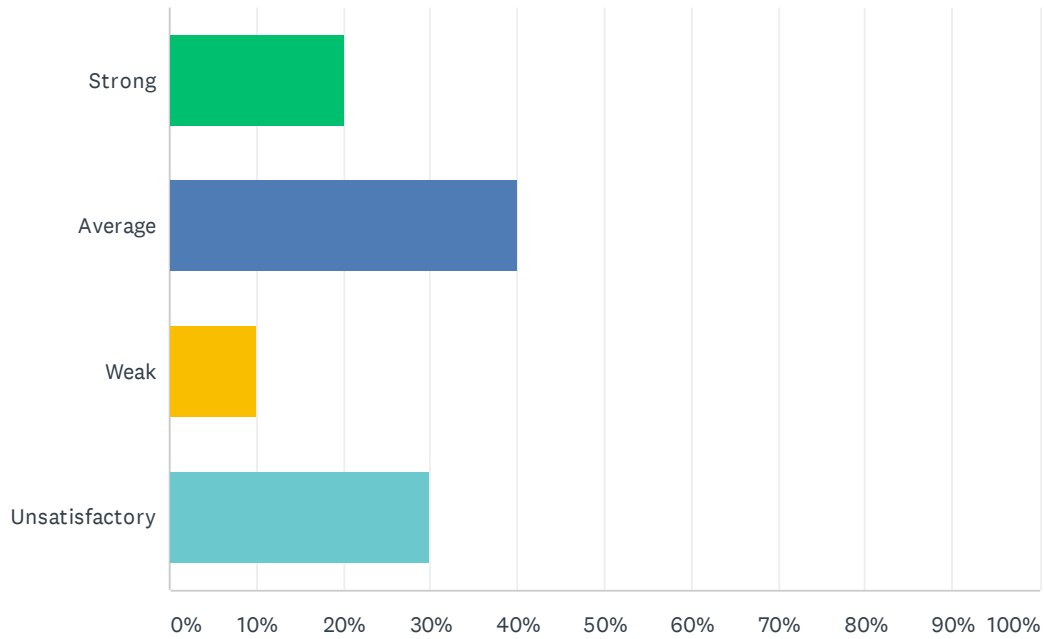
Answered: 10 Skipped: 0



ANSWER CHOICES	RESPONSES	
Strong	40.00%	4
Average	30.00%	3
Weak	10.00%	1
Unsatisfactory	20.00%	2
<b>TOTAL</b>		<b>10</b>

### Q33 Positive referrals are an effective tool in improving discipline.

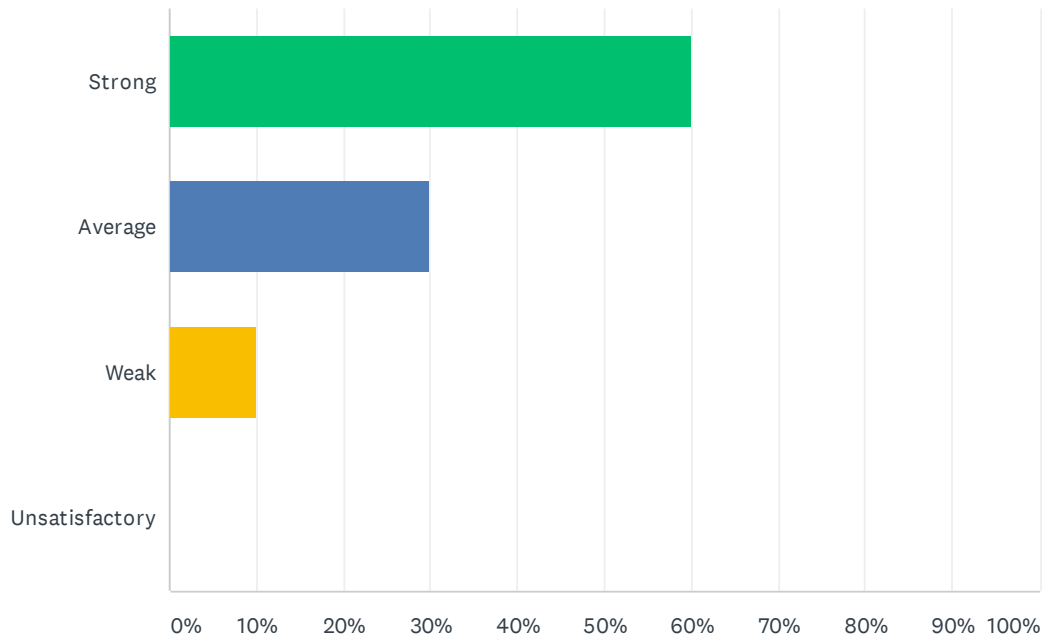
Answered: 10 Skipped: 0



ANSWER CHOICES	RESPONSES	
Strong	20.00%	2
Average	40.00%	4
Weak	10.00%	1
Unsatisfactory	30.00%	3
<b>TOTAL</b>		<b>10</b>

### Q34 When ODR's (office disciplinary referral) are written the teacher's word is valued and trusted.

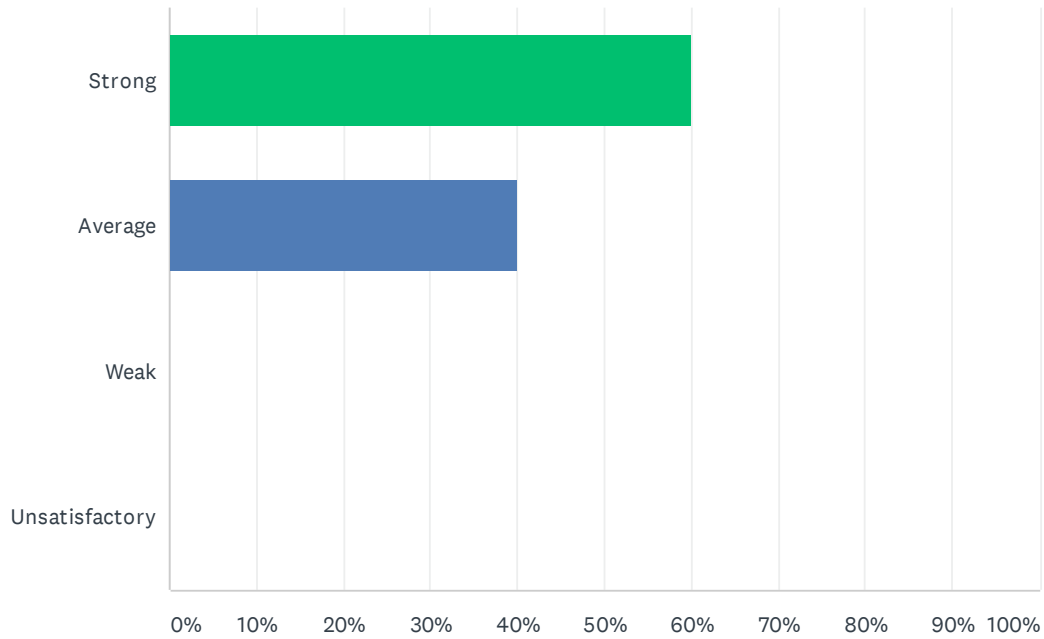
Answered: 10 Skipped: 0



ANSWER CHOICES	RESPONSES	
Strong	60.00%	6
Average	30.00%	3
Weak	10.00%	1
Unsatisfactory	0.00%	0
<b>TOTAL</b>		<b>10</b>

### Q35 My site has a positive atmosphere.

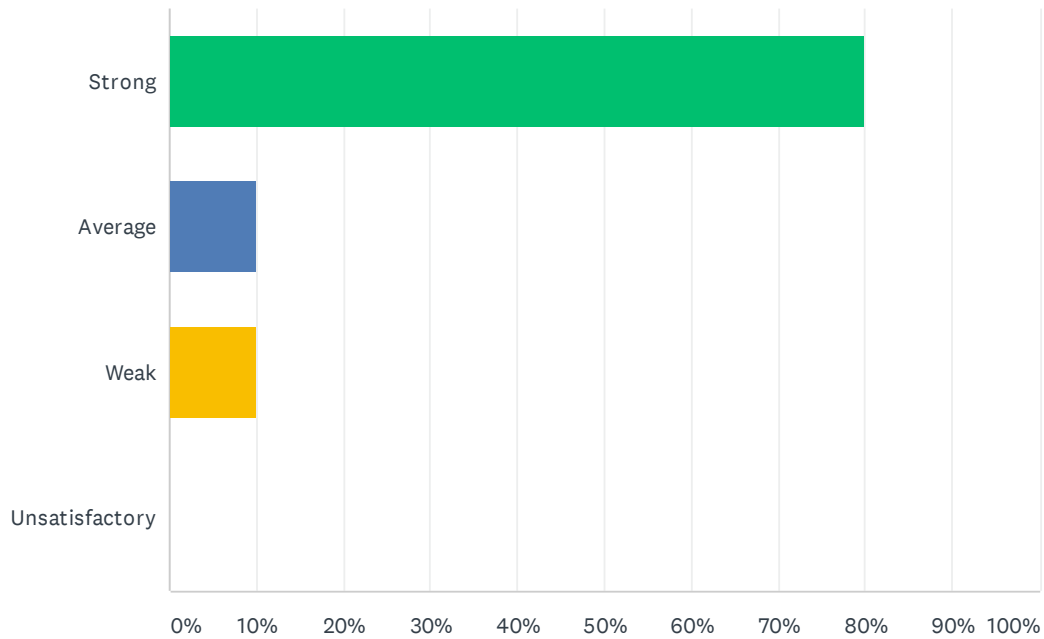
Answered: 10 Skipped: 0



ANSWER CHOICES	RESPONSES	
Strong	60.00%	6
Average	40.00%	4
Weak	0.00%	0
Unsatisfactory	0.00%	0
<b>TOTAL</b>		<b>10</b>

### Q36 I would recommend my site to other employees and prospective teachers.

Answered: 10 Skipped: 0



ANSWER CHOICES	RESPONSES	
Strong	80.00%	8
Average	10.00%	1
Weak	10.00%	1
Unsatisfactory	0.00%	0
<b>TOTAL</b>		<b>10</b>