

# RADIUS - FLAT COPING



MATERIAL (please choose one):

- |  |  |
|--|--|
| <input type="checkbox"/> 24 GA Steel   | <input type="checkbox"/> .040 Aluminum |
| <input type="checkbox"/> 22 GA Steel   | <input type="checkbox"/> .050 Aluminum |
| <input type="checkbox"/> .032 Aluminum | <input type="checkbox"/> .063 Aluminum |

Other: \_\_\_\_\_  
 Color: \_\_\_\_\_  
 Finish: \_\_\_\_\_

Quantities:

\_\_\_\_\_ Total Linear Feet (10'-0" Lengths)  
 \_\_\_\_\_ Outside Miter(s): \_\_\_\_\_ Degrees  
 \_\_\_\_\_ Inside Miter(s): \_\_\_\_\_ Degrees  
 \_\_\_\_\_ Right End Cap(s)  
 \_\_\_\_\_ Left End Cap(s)

Miter/End Cap Fabrication Requirements:

- |   |   |
|---|---|
| <input type="checkbox"/> Pop Rivet & Sealed | <input type="checkbox"/> Welded (see note)* |
|---|---|

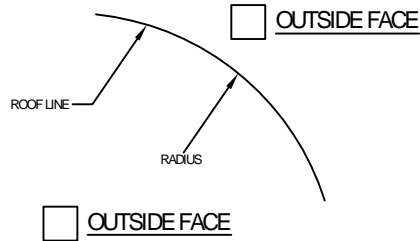
Installation:

- 1) Cleats are to be installed 40" O/C, coping hem crimped to cleat
- 2) 8 - 1.5" SS Ring Shank nails per cleat, minimum
- 3) Splice plates require 2 beads of sealant per side of coping

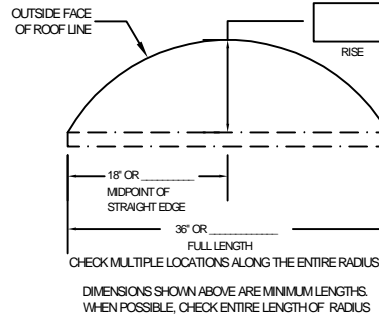
Sheet \_\_\_ of \_\_\_

DWG# 740-023

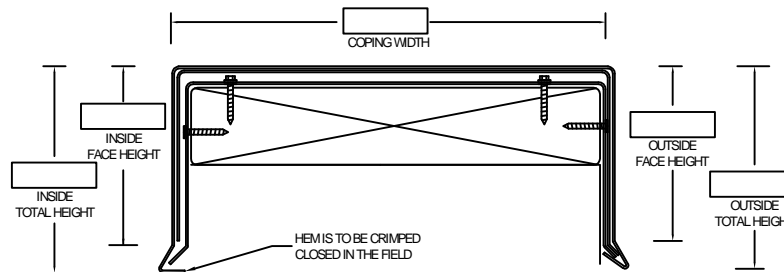
SPECIFY THE CORRESPONDING "OUTSIDE FACE" FOR THE BUILDING



ROOF LINE  
OR  
FIELD MEASUREMENTS



ANSI/SPRI ES-1\*



Notes:

- 1) \*Accessory Welding is only available in 040 aluminum or heavier
- 2) 6" wide slip joints are provided (1 per 10'-0" pc/2 per miter/1 per end cap)
- 3) External splice plates are available upon request
- 4) Written approval is required prior to fabrication, contractor is responsible for all dimensions and quantities. Fabricated items are not returnable.

Temple Architectural Products  
 638 Moore Rd  
 Avon Lake, OH 44012

Phone: (216) 440-3595  
 Alternate: (330) 348-3983  
 Fax: (440) 653-9883

Project Name: \_\_\_\_\_

Installing Contractor: \_\_\_\_\_

Contact Name: \_\_\_\_\_

Contact number: \_\_\_\_\_

Signed Approval: \_\_\_\_\_