


SAFE-COM



WIRELESS

Safe-Com DASAssure™
Public Safety Mission-Critical Systems
Remote Visual, Audible & Relay Annunciator
Model SAFE-AN-1000

- Visual /Audible/Relay Alarm Annunciator
- Plug and play compatible with BDA or Fiber DAS
- Alarms and power over one CAT5 cable
- NFPA Monitored and Alarmed Points:
 - AC Power
 - Battery Charger
 - Battery Level
 - Power Amp(s)
 - Donor Antenna
 - System / BDA Alarm
 - Com Link to BDA
- Audible Alarm triggered along with Visual LED
- Form C Relay Outputs
- 1000 foot cable distance (using 24 AWG)
- Wall Mount NEMA4, Small Size : 6 x 4 x 3 inches




Safe-Com's DASAssure™ series product line includes mission critical BDAs, Fiber DAS, Backup Battery Units and now Remote Annunciators. The Safe-Com Wireless Remote Annunciator connects to the BDA via a single CAT5 cable for remote display of the Boosters NFPA alarms. The single cable delivers the power to operate the unit and the alarms – so installation is quick and easy. No more hand wiring. CAT5 type cables and connectors are readily available, at low cost and with fire-rating also from 3rd party suppliers. The Annunciator is powered by DC over the cable so neither a remote power source nor battery is required for the Annunciator. The battery from the BDA will back-up the power to the Annunciator - so its truly plug-and-play. The link between the BDA and the Annunciator – the Com-Link - is monitored for integrity and alarmed. Visual LED's, audible notification and form C relay outputs are provided.

A dedicated monitoring panel is defined by NFPA standards in section 9.6.13.2 and provides local visual and audible annunciation of the Two Way Radio Booster system alarms. The Safe-Com Wireless Annunciator continues the innovative tradition of compact size and efficient and low-cost implementation of ERRCS solutions. The Safe-Com Wireless Annunciator delivers the high reliability required for mission critical applications in both passive and active Distributed Antenna Systems (DAS).



When an alarm is generated by the Safe-Com Wireless BDA or Fiber DAS,
the Annunciator presents the alarm in three ways:

- A visible LED corresponding to the alarm flashes red
- An audible alarm sounds to alert local personnel
- A form C relay triggers. NO or NC connections are available

Note: A catch-all System alarm is shown here. The System alarm triggers
when any other alarm is generated.



SAFE-COM



WIRELESS

Safe-Com DASAssure™
Public Safety Mission-Critical Systems
Remote Visual, Audible & Relay Annunciator
Model SAFE-AN-1000

Safe-Com Wireless
Radio Booster Status
Annunciator
Model SAFE-AN-1000

RJ45 connector


Power, alarms and backup battery are delivered via the RJ45 cable from the BDA. Connect the cable to the “Com-Link” Port on the front panel of the BDA or any Fiber DAS unit. Maximum distance can be achieved by using 4 pair, 24AWG Cat 5 wire. Model 5ECMRWHT_1Kbx CAT5E Riser cable from TrueCable™ has been tested at 1000feet. Other 24 gauge wired may work as well. Test prior to installation if maximum distance is required.

NEMA Cover

Shown here with clear, gasketed cover. Four corner screws will remove the cover.

ON-OFF Switch

Slide to the right to turn the Annunciator on after the RJ45 cable is connected to the BDAs Com-Link Port.



LEDs

The standard 6 NFPA alarms are visually indicated with an LED. A green LED indicates no alarm. A red LED indicates an active alarm. The beeper will also sound with any RED LED unless it has been disabled with the DIP switch #3. Also provided is an LED indicating the status of the data communications link between the BDA and the Annunciator. If the Annunciator loses the data link to the BDA, the “Com-Link” LED will turn from Green to Red and the System relay alarm will be triggered.

Beeper Disable

The DIP switch #3 (far right) will disable the audible beeper when flipped up. The other 2 switches are reserved for future use.

Mounting hole x4

3/4 inch liquid-tight connector: Flush wall mounting option available. Cable exits in rear thru wall.

Relay Outputs

All alarms continue to work normally but the audible sound is muted during an alarm with switch #3 up.

Form C Relays are provided for connection to a fire panel. For each of the 6 NFPA alarms a relay output is provided. Select the two ports depending on the fire panels input requirement: either normally open or normally closed along with the common.