

Aquatic Plant Management

NOTE: Missing or incomplete fields are highlighted at the bottom of each page. You may save, close and return to your draft permit as often as necessary to complete your application. If there are no updates in 90 days, your draft is deleted

This Application has been Signed and Submitted by: i:0#.f|wamsmembership|hdharveyiii signed on 2024-01-31T14:45:00

Site or Project Name:

Lake Nokomis Lake District - Bridge Lake 2024

The permit application will be saved automatically with this name

Activity:

Chemical Control Application-Lake, River, Pond

Eligibility:

(All questions must be no for it to be considered a private pond.)

Does the waterbody have:

- More than one property owner? Yes No
- Uncontrolled surface water discharge? Yes No
- Public access? Yes No

3200-004 Chemical Aquatic Control Application - Lake, River, Pond

NOTE: To be considered a private pond, a waterbody must meet all of the following requirements:

1. Confined to one property owner.
2. The pond has no uncontrolled surface water discharge.
3. No public access.

Upon submittal of your permit application, a **non-refundable \$20 permit processing fee will be charged**. Additional acreage fees will be refunded if the permit request is denied or if no treatment occurs.

3200-004 Chemical Aquatic Plant Control Application

- Annually complete all pages on Form 3200-004 for chemical plant management applications. Complete form 3200-004a for large scale treatments(exceeds 10.0 acres in size or 10% of the area of the water body that is 10 feet or less in depth) as required by NR107.04(3).
 - Form 3200-004 is completed electronically through this system.
 - Form 3200-004a must be completed outside the system and uploaded to the attachments section. Please refer to this link for a copy of this form: <http://dnr.wi.gov/files/pdf/forms/3200/3200-004A.pdf>
- Attach a map that shows the treatment location(s), treatment dimensions and riparian landowners. If requesting WPDES coverage, attach a water body map that shows surface outflow and receiving waters.
- For a large-scale treatment, attach evidence that a public notice has been published in a regional / local newspaper and if required that a public informational meeting has been conducted as defined in NR107.04(3).
- Pay fee online.
- Sign and Submit form.
- A signed permit application certifies to the Department that a copy of the application has been provided to any affected property owner's association/district and to landowners adjacent to treatment area.

Contact Information

Applicant Information

Organization Lake Nokomis Lake District

Last Name: Nycz

First Name: David

Mailing Address: 1975 Sunset Drive

City: Tomahawk

State: WI

Zip Code: 54487

Email:

Phone Number:

(xxx-xxx-xxxx)

Alternative Phone Number:

(xxx-xxx-xxxx)

Waterbody Address

Last Name:

First Name:

Street Address: N11858 Deer Lake Rd

City: Tomahawk

State: WI

Zip Code: 54487

Email:

Phone Number:

(xxx-xxx-xxxx)

Alternative Phone Number:

(xxx-xxx-xxxx)

Applicator

Name of Applicator Firm: Schmidt's Aquatic, LLC

Applicator Certification #: 000977

Business Location License #: 93-022613-020730

Restricted Use Pesticide #:

Address: 7470 Sherman Rd

City: Bancroft

State: WI

Zip: 54921

Email: hdhiii@schmidtsaquatic.com

Phone Number: 920-980-9190
(xxx-xxx-xxxx)

Adjacent Riparian Property Owners

NOTE: Phone and email address will not be publicly viewable.

Uploaded riparian owners to attachment tab Riparian Owners Information is not applicable for this application

Name	Address	Phone	Email Address
<input type="text"/>	<input type="text"/>		

Site Information - Complete

Waterbody Containing Control Area(s)

Waterbody Property Owners Association
or Waterbody District Representative :

Lake Nokomis Lake District

None

Water Body or Wetland Name:

Bridge Lake

Primary County:

Oneida

Latitude:

45.55638

Longitude:

-89.67543

Section:

26

Township:

36

Range:

06

Direction:

E W

Waterbody Surface Area:

411 acres

Estimated Surface area that is 10ft or less

150 acres

Proposed Control Area(s)

Area(s) Proposed for Control:

Site Name (Optional)	Treatment Length	Treatment Width	Estimated Acreage	Average Depth	Calculated Volume
A-24	0 ft. x	0 ft.	$\div 43,560 \text{ ft}^2 =$ 10.20 ac	4.00 ft =	40.80 ac-ft
B-24	0 ft. x	0 ft.	$\div 43,560 \text{ ft}^2 =$ 42.80 ac	3.50 ft =	149.80 ac-ft
			Estimated Acreage Grand Total		Calculated Volume Grand Total
			53.00 ac		190.60 ac-ft

Is the area with in or adjacent to a sensitive area designated by the Department of Natural Resources. [More Information](#)

Yes No

If the estimated acreage is greater than 10 acres, or is greater than 10 percent of the estimated area 10 feet or less in depth in Section II, complete and attach Form 3200-004A, Large-Scale Treatment Worksheet.

Chemical Aquatic Plant Control Information - Lake, River, Pond Form 3200-004 (R 2/17)

Notice: Use of this form is required by the Department for any application filed pursuant to s. 281.17(2), Wis. Stats., and Chapters NR 107, 200 and 205, Wis. Adm. Code. This permit application is required to request coverage for pollutant discharge into waters of the state. Personally identifiable information on this form may be provided to requesters to the extent required by Wisconsin's Open Records Law [ss. 19.31-19.39, Wis. Stats.].

Treatment Type:

- Lake Pond Wetland Marina Other

Has a management plan been provided to the DNR? <input checked="" type="radio"/> Yes <input type="radio"/> No <input type="radio"/> Don't Know	If Yes, date approved of most current copy 8/26/2022	Link to Approved Plan: <input checked="" type="checkbox"/> Uploaded Plan copy as an Attachment
---	---	---

Does the proposed plant removal agree with the approved plan? Yes No
If NO, explain, Attach additional sheets if necessary.

Goal of Aquatic Plant Control:

- Maintain navigation channel
- Maintain boat landing and carry in access
- Improve fish habitat
- Maintain swimming area
- Control of invasive exotics
- Other

Nuisance Caused By:

- Algae
- Emergent water plants (majority of leaves & stems growing above water surface, e.g. cattail, bulrushes)
- Floating water plants (majority of leaves floating on water surface, e.g., water lilies, duckweed)
- Submerged water plants (leaves & stems below surface, flowering parts may be exposed: milfoil, coontail)
- Other

List Target Plants

- | | | |
|---|--|--|
| <input type="checkbox"/> Algae | <input type="checkbox"/> Flowering Rush | <input type="checkbox"/> Purple Loosestrife |
| <input type="checkbox"/> Common/Glossy Buckthorn | <input type="checkbox"/> Hybrid Cattail | <input type="checkbox"/> Reed Canary Grass |
| <input type="checkbox"/> Coontail | <input type="checkbox"/> Hybrid Watermilfoil | <input type="checkbox"/> Reed Manna Grass |
| <input type="checkbox"/> Curly-Leaf Pondweed | <input type="checkbox"/> Japanese Knotweed | <input type="checkbox"/> Starry Stonewort |
| <input type="checkbox"/> Duckweed | <input type="checkbox"/> Naiad | <input type="checkbox"/> Yellow Floating Heart |
| <input type="checkbox"/> Elodea | <input type="checkbox"/> Narrow-Leaf Cattail | <input type="checkbox"/> Yellow Iris |
| <input checked="" type="checkbox"/> Eurasian Watermilfoil | <input type="checkbox"/> Phragmites | <input type="checkbox"/> Pondweed |

Other Target Plants:

Note: Different plants require different chemicals for effective treatment. Do not purchase chemical before identifying plants.

Chemical Control

Full Trade Name of Proposed Chemical(s)

- | | | | |
|--|--|--|---|
| <input type="checkbox"/> Agristar 2,4-D Amine | <input type="checkbox"/> Clipper | <input type="checkbox"/> K-Tea | <input type="checkbox"/> SCI-62 |
| <input type="checkbox"/> Algimycin PWF | <input type="checkbox"/> Clipper SC | <input type="checkbox"/> Littora | <input type="checkbox"/> Sculpin G |
| <input type="checkbox"/> Alligare 2,4-D | <input type="checkbox"/> Current | <input type="checkbox"/> Milestone | <input type="checkbox"/> SeClear |
| <input type="checkbox"/> Alligare Argos | <input type="checkbox"/> Cutrine-Plus | <input type="checkbox"/> Nautique | <input type="checkbox"/> SeClear G |
| <input type="checkbox"/> Alligare Diquat | <input type="checkbox"/> Cutrine-Plus Granular | <input type="checkbox"/> Navigate | <input type="checkbox"/> Shoreklear-Plus |
| <input type="checkbox"/> Alligare Ecomazapyr | <input type="checkbox"/> Cutrine-Ultra | <input type="checkbox"/> Navitrol | <input type="checkbox"/> Shredder Amine |
| <input type="checkbox"/> Alligare Glyphosate 5.4 | <input type="checkbox"/> DMA 4 IVM | <input type="checkbox"/> Navitrol DPF | <input type="checkbox"/> Sonar AS |
| <input type="checkbox"/> Aqua Neat | <input type="checkbox"/> Earthtec | <input type="checkbox"/> Phycomycin SCP | <input type="checkbox"/> Sonar Genesis |
| <input type="checkbox"/> Aqua Star | <input type="checkbox"/> Element 3A | <input type="checkbox"/> Polaris | <input type="checkbox"/> Sonar H4C |
| <input type="checkbox"/> AquaPro | <input type="checkbox"/> Flumioxazin 51% WDG | <input type="checkbox"/> Polaris AC | <input type="checkbox"/> Sonar PR |
| <input type="checkbox"/> Aquashade | <input type="checkbox"/> Formula F-30 | <input type="checkbox"/> Pond-Klear | <input type="checkbox"/> Sonar Q |
| <input type="checkbox"/> Aquashadow | <input type="checkbox"/> Garlon 3A | <input checked="" type="checkbox"/> ProcellaCOR EC | <input type="checkbox"/> Sonar RTU |
| <input type="checkbox"/> Aquastrike | <input type="checkbox"/> Green Clean | <input type="checkbox"/> Refuge | <input type="checkbox"/> Sonar SRP |
| <input type="checkbox"/> Aquathol K | <input type="checkbox"/> Habitat | <input type="checkbox"/> Renovate 3 | <input type="checkbox"/> SonarOne |
| <input type="checkbox"/> Aquathol Super K | <input type="checkbox"/> Harpoon | <input type="checkbox"/> Renovate LZR | <input type="checkbox"/> Stingray |
| <input type="checkbox"/> Avast! SC | <input type="checkbox"/> Harvester | <input type="checkbox"/> Renovate LZR Max | <input type="checkbox"/> Symmetry NXG |
| <input type="checkbox"/> Captain | <input type="checkbox"/> Havoc Amine | <input type="checkbox"/> Renovate Max G | <input type="checkbox"/> Touchdown Pro |
| <input type="checkbox"/> Captain XTR | <input type="checkbox"/> Hydrothol 191 | <input type="checkbox"/> Renovate OTF | <input type="checkbox"/> Tribune |
| <input type="checkbox"/> Chinook | <input type="checkbox"/> Hydrothol Granular | <input type="checkbox"/> Reward | <input type="checkbox"/> Trycera |
| <input type="checkbox"/> Clearcast | <input type="checkbox"/> Komeen | <input type="checkbox"/> Rodeo | <input type="checkbox"/> Weedar 64 |
| <input type="checkbox"/> Clearigate | <input type="checkbox"/> Komeen Crystal | <input type="checkbox"/> Roundup Custom | <input type="checkbox"/> Weedestroy AM-40 |

Other Proposed Chemical(s):

Have the proposed chemicals been permitted in a prior year on the proposed site?

- All Some None

What were the results of the treatment?

Method of Application: Injection

Other Method of Application

NOTE: Chemical fact sheets for aquatic pesticides used in Wisconsin are available from the Department of Natural Resources upon request.

Alternatives to Chemical Control:	Feasible?	If No, Why Not?
1. Mechanical harvesting	<input type="radio"/> Yes <input checked="" type="radio"/> No	Possibly cause fragmentation and spread EWM
2. Manual removal	<input type="radio"/> Yes <input checked="" type="radio"/> No	Area too large
3. Sediment screens/covers	<input type="radio"/> Yes <input checked="" type="radio"/> No	Area too large
4. Dredging	<input type="radio"/> Yes <input checked="" type="radio"/> No	Cost
5. Waterbody drawdown	<input type="radio"/> Yes <input checked="" type="radio"/> No	N/A
6. Nutrient controls in watershed	<input type="radio"/> Yes <input checked="" type="radio"/> No	N/A
7. Other:	<input type="radio"/> Yes <input checked="" type="radio"/> No	N/A

Note: If proposed treatment involves multiple properties, consider feasibility of EACH alternative for EACH property owner.

Will surface water outflow and/or overflow be controlled to prevent chemical loss?

- Yes No

Is the treatment area greater than 5% of surface area?

Yes No

Waterbody concentration calculations (in ppm.)

Refer to DNR Waterbody pages <http://dnr.wi.gov/lakes> and <https://dnr.wisconsin.gov/topic/lakes/plants/forms> to answer the following:

Does the waterbody stratify? Yes No

- If yes, calculate whole waterbody concentration using volume above thermocline.
- If no, calculate whole waterbody concentration using total lake value

Herbicide Name	Other Herbicide	E PA Reg. No.	Whole Waterbody Concentration (mg/l = ppm)
<u>ProcellaCOR EC</u>		67690-80	0.27

WPDES Permit Request

Is WPDES coverage being requested? Refer to

<http://dnr.wi.gov/topic/wastewater/aquaticpesticides.html> for more information

Yes - complete section VII with signature.

No

Already have WPDES







WPDES coverage not needed

Required Attachments and Supplemental Information

Upload Required Attachments (15 MB per file limit) - [Help reduce file size and trouble shoot file uploads](#)

* indicates completion of this item is required

Note: To add additional attachments using the down arrow icon. To replace an existing file, use the 'Click here to attach file ' link. To remove additional items, select the item and press CNTRL Delete.

Riparian Owners	 File Attachment	2024 EWM treatment parcels Address (55).xlsx
Public Notice	 File Attachment	Newspaper Print Bridge Lake 2024.pdf
Large Scale Worksheet	 File Attachment	Bridge Lake Form 3200-4A 2024.pdf
Site Map	 File Attachment	Bridge T2024 Prelim.pdf
Site Map	 File Attachment	Bridge Lake 2024 Affidavit Newspaper.pdf
Lake Management Plan	 File Attachment	Nokomis OneidaLincoln CompMgmtPlan OFD Plan A g26-2022-compressed.pdf

Fee Calculation

Chemical Control Application

1. s. NR 107.11(1), Wis. Adm. Code, lists the conditions under which the permit fee is limited to the \$20 minimum charge.
2. s. NR 107.11(4), Wis. Adm. Code, lists the uses that are exempt from permit requirements.
3. s. NR 107.04(2), Wis. Adm. Code, provides for a refund of acreage fees if the permit is denied or if no treatment occurs.

If Proposed treatment is over 0.25, calculate acreage fee: (round up to nearest whole acre, to maximum of 50 acres) acres X \$25 per acre = \$	53.00
If proposed treatment is less than 0.25 acre, acreage fee is \$0	\$1,250.00
Basic Permit Fee (non-refundable)	\$20.00
Total Fee	\$1,270

Payment Information

Invoice Number: WP-00044650

Payment Confirmation Number: WS2WT3011079241

Amount Paid: \$1,270

Sign and Submit

Applicant Responsibilities and Certification

1. The applicant has prepared a detailed map which shows the length, width and average depth of each area proposed for the control of rooted vegetation and the surface area in acres or square feet for each proposed algae treatment.
2. The applicant understands that the Department of Natural Resources may require supervision of any aquatic plant management project involving chemicals. Under s.NR 107.07 Wis. Adm. Code, supervision may include inspection of the proposed treatment area, chemicals and application equipment before, during or after treatment. The applicant is required to notify the regional office 4 working days in advance of each anticipated treatment with the date, time, location and size of treatment unless the Department waives this requirement. Do you request the Department to waive the advance notification requirement?
 Yes No
3. The applicant agrees to comply with all terms or conditions of this permit, if issued, as well as all provisions of Chapter NR 107, Wis. Adm. Code. The required application fee is attached.
4. The applicant will provide a copy of the current application to any affected property owners' association inland Lake District and, in the case of chemical applications for rooted aquatic plants, to all owners of property riparian or adjacent to the treatment area. The applicant has also provided a copy of the current chemical fact sheet for the chemicals proposed for use to any affected property owner's association or inland Lake District.
5. Conditions related to invasive species movement. The applicant and operator agree to the following methods required under s.NR 109.05(2), Wis. Adm. Code for controlling, transporting and disposing of aquatic plants and animals, and moving water:
 - Aquatic plants and animals shall be removed and water drained from all equipment as required by s.30.07, Wis. Stats., and ss. NR 19.055 and 40.07, Wis. Adm. Code.
 - Operator shall comply with the most recent Department-approved 'Boat, Gear, and Equipment Decontamination and Disinfection Protocol', Manual Code #9183.1, available at <http://dnr.wi.gov/topic/invasives/disinfection.html>

All portions of this permit, map and accompanying cover letter must be in possession of the chemical applicator at the time of treatment. During treatment all provisions of Chapter NR 107 107.07 and NR 107.08, Wis. Adm. Code, must be complied with, as well as the specific conditions contained in the permit cover letter.

I hereby certify that that the above information is true and correct and that copies of the application shall be provided to all affected property owners promptly and that the conditions of the permit will be adhered to. All portions of this permit, map and accompanying cover letter must be in possession of the applicant or their agent at time of plant removal. During plant removal activities, all provisions of applicable Wisconsin Administrative Rules must be complied with, as well as the specific conditions contained in the permit cover letter.

Steps to Complete the signature process

IMPORTANT: All email correspondence will be sent to the address associated with your WAMS ID).

1. Read and Accept the Responsibilities and Certification
2. Press the Initiate Signature Process button
3. Open the confirmation email for a one time confirmation code and instructions to complete the signature process.

You will receive a final acknowledgement email upon completing these steps .

Check if you are signing as Agent for Applicant.

i:0#.f|wamsmembership|hdharveyiii signed on 202.

I hereby certify that the above information is true and correct and that copies of this submittal shall be provided to the appropriate parties named in the contact section and that the conditions of the permit and pesticide use will be adhered to.

NOTE: Completion of this form is required by the Department, pursuant to s. 144.025(2)(i), Wis. Stats., and Chapter NR 107, Wis. Adm. Code, once every five years for proposed treatments that would cover more than 10 acres on one lake, or more than 10 percent of that portion of the lake that is 10 feet or less in depth.

The purpose of this form is to identify the: (1) recreational needs of the property owners and visitors;
(2) value of the proposed treatment area to fish and wildlife;
(3) cause(s) of the excess plant growth problem; and
(4) short and long-term solutions to the problem.

Please furnish a detailed map(s) of the lake and its watershed. Indicate the watershed boundaries on the map. If you do not have a watershed map for the lake you wish to treat, your DNR lake management coordinator can help you locate or prepare one.

SECTION I. BACKGROUND

Name of Applicant	Date Completed
Name of Lake	

SECTION II. RECREATIONAL USES

Check those uses that apply and complete the information requested:

- 1. **SWIMMING:** Indicate on your lake map the portions of the proposed treatment area that are used for swimming.
What distance from shore is needed to provide adequate swimming space? _____ feet
What is the average depth at this distance? _____ feet
- 2. **FISHING:** Indicate on your lake map any fishing areas that are within the proposed treatment area.
- 3. **HUNTING:** Indicate on your lake map any hunting areas that are within or adjacent to the proposed treatment area.
- 4. **BOATING/NAVIGATION:** Indicate on your lake map where the following boating activities take place within the proposed treatment area:
Sailing Water skiing Fishing
Pleasure boating Jet skiing Other _____
- 5. **AESTHETIC:** Indicate on your lake map any wildlife or nature observation areas within the proposed treatment area.
Do you object to the aesthetic quality (appearance, odor) of the proposed treatment area? Yes No
- 6. **OTHER:** What other activities occur in the proposed treatment area? _____
.....

SECTION III. FISH AND WILDLIFE VALUE

- 1. **Fisheries:** To maintain a quality fishery, a lake must provide good spawning, rearing and feeding habitat. Please indicate on your lake map the location of any quality fisheries habitat. (Contact your local DNR fish manager or your local fishing club for information about your lake's fishery.)
- 2. **Wildlife:** Indicate on your lake map any portions of the proposed treatment area or adjacent shoreline that are considered to be good wildlife habitat. (Contact your local DNR wildlife manager or your local wildlife or hunting club for additional information about the wildlife around (and in) your lake.)
- 3. Which organization(s) or individual(s) did you contact for your information? _____

SECTION IV. CAUSES OF THE PROBLEM

What are perceived to be the local or regional causes of the problem? (Check all those that apply.)

- A. Agricultural runoff (from barnyards or croplands) that contributes sediment, nutrients and/or bacteria to the lake.
- B. Urban runoff (from stormwater) that contributes sediment, nutrients and other pollutants to the lake.
- C. Sewage treatment or industrial discharges upstream of the lake.
- D. Possible faulty septic systems in the area around the lake.
- E. Runoff from fertilized lawns near the lake.
- F. Sediments contaminated with nutrients from past pollution activities.
- G. Naturally fertile - no known human sources of excessive sediment, nutrients or other pollutants.
- H. Other: _____

Please identify on your watershed map the locations of any land use practices that are perceived to be contributing to excess plant growth problems in the lake.

SECTION V. SOLUTIONS

Control of aquatic plant problems can be temporarily accomplished with short-term measures, but no strategy will be successful without long-term planning to address the source of the problem. A sound plant management program should combine both short-term and long-term control strategies.

1. What level of short-term control do you wish to achieve?
 Remove 100% of the plants in the treatment area.
 Remove 70-99% of the plants in the treatment area.
 Remove less than 70% of the plants in the treatment area.
2. Which plants do you wish to remove in the short-term?
 Remove all plant species.
 Remove specific plant species only. (Name(s) of species: _____)
3. How often will it be necessary to:
A. Chemically treat? _____ times per year for algae; _____ times per year for other plants
B. Mechanically harvest? _____ times per year
4. What long-term control alternatives have you begun to implement?
 Developed a lake plant management plan.
 Developed a lake protection plan.
 Formed a Lake District, Lake Association or other organization. (Name: _____)
 Established a monitoring program for the lake.
 Contacted the Soil Conservation Service or Land Conservation Commission to identify land use controls that are needed in the watershed.
 Conducted a septic survey with the county sanitarian.
 Other: _____

Long-term planning can provide an organized approach to solving the problems that are affecting the water quality of your lake. Your DNR lake management coordinator, county extension agent, or regional planning commission can provide specific technical information and assistance.

SECTION VI. PUBLIC INVOLVEMENT

1. Before you conduct a large-scale chemical aquatic plant treatment, you are required to provide the public with formal notice of the planned treatment (s. NR 107.04(3), Wis. Adm. Code). Please attach evidence (e.g., newspaper clipping) that such notice has been made.
2. You are also required to conduct a public informational meeting on the proposed large-scale treatment if 5 or more individuals, organizations or local or special units of government request such a meeting within 5 days of the notice (s. NR 107.04(3), Wis. Adm. Code).
Was a public informational meeting required for the proposed treatment? Yes No
If yes, please attach evidence that such a meeting was held.
3. These public notice and public meeting provisions apply each year that a treatment is proposed.

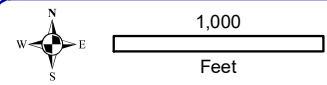
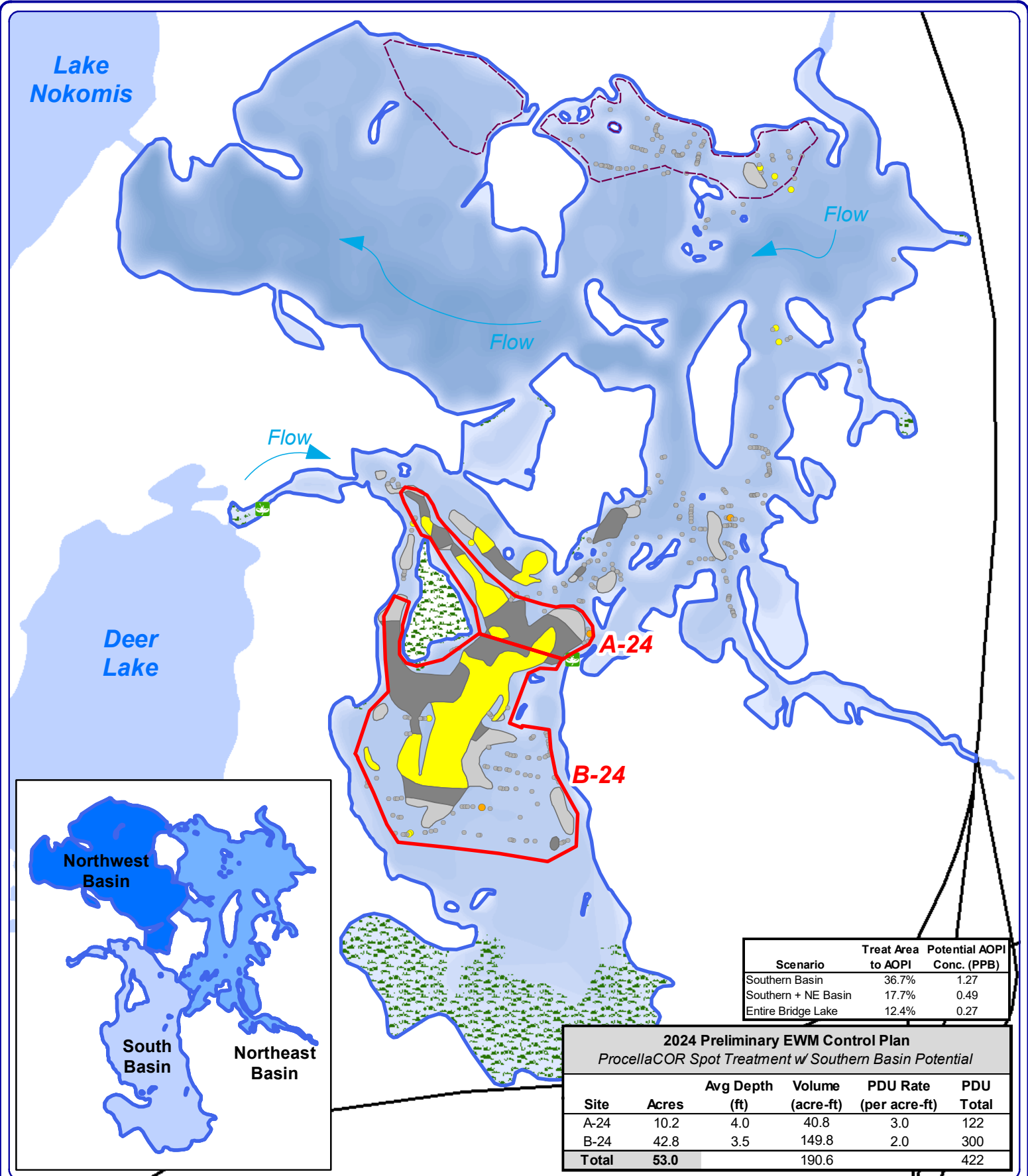
NOTE: This form is to be updated once every 5 years to include new information. Modifications of the proposed treatment within the 5-year period also require re-submittal of this form if the location or target organisms are changed, or if the treatment area is expanded by more than 10 percent.

I hereby certify that the above information is true and correct and that copies of this application have been provided to the appropriate parties named in Section II of Form 3200-4, Application for Permit for Chemical Aquatic Plant Control.

Applicant's Signature

David Nycz

Please attach with map(s) to Form 3200-4, Application for Permit for Chemical Aquatic Plant Control.



Onterra LLC
 Lake Management Planning
 815 Prosper Road
 De Pere, WI 54115
 920.338.8860
 www.onterra-eco.com

Sources:
 Hydro & Roads: WDNR
 Bathymetry: Onterra, 2017
 Aquatic Plants: Onterra, 2023
 Map Date: 12-22-2023 - TWH
 Filename: Bridge_T2024_Prelim.mxd

- EWM survey: 8/23/2023**
- Highly Scattered
 - Scattered
 - Dominant
 - Highly Dominant
 - Surface Matting
 - Single or Few Plants
 - Clump of Plants
 - Small Plant Colony
 - Public Access
 - 2023 Herbicide Application Area
 - Preliminary 2024 Herbicide Application Area

Bridge Lake
 Lincoln & Oneida Counties, Wisconsin
**Preliminary 2024
 EWM Management
 Strategy**

WARNING

PESTICIDE TREATMENT AREA

THIS WATERBODY HAS BEEN CHEMICALLY TREATED FOR:

INVASIVE PLANTS
 ALGAE

NAVIGATION/ACCESS
 FISH REMOVAL

MOSQUITO/BLACK FLY
 OTHER _____

PESTICIDE APPLIED

ACTIVE INGREDIENT

DATE TREATED

WATER USE RESTRICTIONS APPLY AS FOLLOWS:

TO THE ENTIRE WATERBODY

TO WATER WITHIN _____ FT OF THIS NOTICE AND _____ FT FROM SHORE

DO NOT USE TREATED WATER FOR THE FOLLOWING PURPOSES UNTIL:

SWIMMING _____

HOUSEHOLD USE (dishes, laundry, etc.) _____

CONSUMING FISH _____

DRINKING WATER _____

IRRIGATION (CROP) _____

PET/LIVESTOCK WATER _____

IRRIGATION (OTHER) _____



Wisconsin Dept. of Natural Resources
101 S. Webster St., P.O. Box 7921
Madison, WI 53707-7921
www.dnr.state.wi.us/lakes/plants/factsheets

SPONSOR _____
CONTACT _____
PHONE _____

PUB-FH-443 2011

FLORPYRAUXIFEN-BENZYL CHEMICAL FACT SHEET

Formulations

Florpyrauxifen-benzyl is a relatively new herbicide that was first registered with the U.S. EPA in 2017. The active ingredient is 4-amino-3-chloro-6-(4-chloro-2-fluoro-3-methoxyphenyl)-5-fluoro-pyridine-2-benzyl ester, also identified as florpyrauxifen-benzyl.

Florpyrauxifen-benzyl is labeled for control of submerged, floating and emergent aquatic plants using surface, subsurface or foliar application in slow-moving and quiescent waters. Commercial formulations approved for aquatic use in Wisconsin include ProcellaCOR™*.

Aquatic Use and Considerations

Florpyrauxifen-benzyl is a systemic herbicide (i.e., it moves throughout the plant tissue). It is a WSSA Group 4 herbicide, meaning that the mechanism of action is by mimicking the plant growth hormone auxin and causing excessive elongation of plant cells, ultimately killing the plant. Affected plants may show atypical growth patterns (e.g., large and/or twisted leaves, stem elongation), and leaf and shoot tissue may become fragile. While initial effects will become apparent within a few days after treatment, it will take two to three weeks for the full plant decomposition process to occur. Florpyrauxifen-benzyl should be applied to plants that are actively growing; mature plants may require a higher concentration of herbicide and a longer contact time compared to smaller, less established plants.

It is important to note that repeated use of herbicides in the same WSSA group (i.e., with the same mechanism of action) can lead to herbicide-resistant plants, even in aquatic

environments. In order to reduce the risk of developing resistant genotypes, avoid using the same type of herbicides year after year, and utilize effective integrated pest management strategies as part of any long-term control program.

Florpyrauxifen-benzyl has relatively short contact exposure time (CET) requirements (typically 12 to 24 hours). The short CET may be advantageous for localized treatments of submersed aquatic plants, however, the target species efficacy compared to the size of the treatment area is not yet known. In some Wisconsin lakes impacts to target and non-target plants have been observed in areas beyond the targeted treatment areas, and research is ongoing to better understand the herbicide's dissipation and degradation patterns across various lake types.

Florpyrauxifen-benzyl is labeled for control of invasive Eurasian watermilfoil (*Myriophyllum spicatum*), hybrid watermilfoil (*M. spicatum x sibiricum*) and yellow floating heart (*Nymphoides peltata*)[†]. Native species listed on the product label as susceptible to florpyrauxifen-benzyl include coontail (*Ceratophyllum demersum*), variable-leaf watermilfoil (*Myriophyllum heterophyllum*), watershield (*Brasenia schreberi*), pickerelweed (*Pontederia cordata*) and American lotus (*Nelumbo lutea*)[†].

Preliminary results from pre- and post-treatment monitoring conducted on a subset of Wisconsin lakes observed negative impacts to dicot species such as northern watermilfoil (*Myriophyllum sibiricum*), white water crowfoot (*Ranunculus aquatilis*), water marigold (*Bidens beckii*), & coontail following treatment.

* Product names are provided solely for your reference and should not be considered exhaustive nor endorsements.

[†] May vary by formulation, application rate, and/or product. Every product label must be carefully reviewed and followed by the user.

Post-Treatment Water Use Restrictions

There are no drinking water or recreational use restrictions, including swimming and fishing, and no restrictions on irrigating turf. There is a short waiting period (dependent on application rate) for other non-agricultural irrigation purposes. Treated water should not be used for livestock drinking water or for agricultural irrigation without analytical monitoring to confirm dissipation[†].

Herbicide Degradation, Persistence and Trace Contaminants

Florpyrauxifen-benzyl is short-lived, with a half-life (the time it takes for half of the active ingredient to degrade) of four to six days in aerobic aquatic environments and two days in anaerobic aquatic environments.

Florpyrauxifen-benzyl in water is subject to rapid breakdown by light (photolysis), with a reported photolytic half-life of approximately two hours in surface water when exposed to sunlight. In addition, the herbicide can convert partially to an acid form via breakdown by water (hydrolysis) at high pH (greater than 9) and higher water temperatures (greater than 25°C). Microbial activity in the water and sediment can also enhance degradation.

Florpyrauxifen-benzyl breaks down into five major degradation products. These materials are generally more persistent in water than the active herbicide (with a half-life of up to three weeks), but four of the five products are minor metabolites detected at less than 5% of applied active ingredient.

Florpyrauxifen-benzyl has a high soil adsorption coefficient (KOC) and low volatility, which allows for rapid plant uptake resulting in short exposure time requirements.

Florpyrauxifen-benzyl degrades quickly (two to 15 days) in sediment. Few studies have yet been completed for groundwater, but based on known environmental properties, florpyrauxifen-benzyl is not expected to be associated with potential environmental impacts in groundwater.

Impacts on Fish and Other Aquatic Organisms

Florpyrauxifen-benzyl is practically nontoxic to freshwater fish and invertebrates, birds, bees, reptiles, amphibians and mammals.

Florpyrauxifen-benzyl will temporarily bioaccumulate (the process by which chemicals in the environment or in a food source are taken up by plants or animals) in freshwater organisms but is expelled and/or metabolized within one to three days after exposure to high (greater than 150 parts per billion) concentrations.

Human Health

There are no risks of concern to human health since no adverse short- or long-term effects, including a lack of carcinogenicity or mutagenicity, were observed in the submitted toxicological studies for florpyrauxifen-benzyl regardless of the route of exposure. Drinking water exposures to florpyrauxifen-benzyl also do not pose a significant human health risk. Additionally, there is no hazard concern for metabolites and/or degradants of florpyrauxifen-benzyl that may be found in drinking water, plants and livestock.

For Additional Information

U.S. Environmental Protection Agency (EPA)
Office of Pesticide Programs
epa.gov/pesticides

Wisconsin Department of Agriculture, Trade,
and Consumer Protection
datcp.wi.gov/Pages/Programs_Services/ACMOvreview.aspx

Wisconsin Department of Natural Resources
608-266-2621
dnr.wi.gov/lakes/plants

National Pesticide Information Center
1-800-858-7378
npic.orst.edu

Washington State Department of Ecology. 2017.
fortress.wa.gov/ecy/publications/documents/1710020.pdf



SPECIMEN LABEL

ProcellaCOR EC

A selective systemic herbicide for management of freshwater aquatic vegetation in slow-moving/quiescent waters with little or no continuous outflow: ponds, lakes, reservoirs, freshwater marshes, wetlands, bayous, drainage ditches, and non-irrigation canals, including shoreline and riparian areas in or adjacent to these sites. Also for management of invasive freshwater aquatic vegetation in slow-moving/quiescent areas of rivers (coves, oxbows or similar sites).

FLORPYRAUXIFEN-BENZYL GROUP 4 HERBICIDE

Produced for:
SePRO Corporation
11550 North Meridian Street, Suite 600
Carmel, IN 46032, U.S.A.
ProcellaCOR, Prescription Dose Unit, and PDU
are trademarks of SePRO Corporation



EPA Reg. No. 67690-80
FPL20180226

Active Ingredient:

Florpyrauxifen-benzyl: 2-pyridinecarboxylic acid, 4-amino-3-chloro-6-(4-chloro-2-fluoro-3-methoxy-phenyl)-5-fluoro-, phenyl methyl ester 2.7%

Other Ingredients: 97.3%

TOTAL: 100.0%

Contains 0.0052 lb florpyrauxifen-benzyl per Prescription Dose Unit™ (PDU™) or 0.21 lb florpyrauxifen-benzyl/gallon. 1 PDU is equal to 3.2 fl. oz. of product.

Keep Out of Reach of Children

CAUTION

Refer to the inside of label booklet for additional precautionary information including directions for use.

Notice: Read the entire label before using. Use only according to label directions. **Before buying or using this product, read Warranty Disclaimer and Misuse statements inside label booklet. If terms are not acceptable, return at once unopened.**

Agricultural Chemical: Do not ship or store with food, feeds, drugs or clothing.

PRECAUTIONARY STATEMENTS

HAZARDS TO HUMANS AND DOMESTIC ANIMALS

CAUTION. Causes moderate eye irritation. Avoid contact with eyes or clothing. Wash thoroughly with soap and water after handling and before eating, drinking, chewing gum, using tobacco or using the toilet. Remove and wash contaminated clothing before reuse.

PERSONAL PROTECTIVE EQUIPMENT (PPE)

Applicators and other handlers must wear:

- Long-sleeved shirt and long pants;
- Shoes plus socks;
- Protective eyewear; and
- Waterproof gloves.

Follow manufacturer's instructions for cleaning/maintaining PPE. If no such instructions for washables exist, use detergent and hot water. Keep and wash PPE separately from other laundry.

Engineering Controls: When handlers use closed systems or enclosed cabs in a manner that meets the requirements listed in the Worker Protection Standard (WPS) for agricultural pesticides [40 CFR 170.240(d)(5)], the handler PPE requirements may be reduced or modified as specified in the WPS.

User Safety Recommendations

Users should:

- Wash hands before eating, drinking, chewing gum, using tobacco or using the toilet.
- Remove clothing/PPE immediately if pesticide gets inside. Then wash thoroughly and put on clean clothing.
- Remove PPE immediately after handling this product. Wash the outside of gloves before removing. As soon as possible, wash thoroughly and change into clean clothing.

FIRST AID

If in eyes	<ul style="list-style-type: none">• Hold eye open and rinse slowly and gently with water for 15 to 20 minutes.• Remove contact lenses, if present, after the first 5 minutes; then continue rinsing eye.• Call a poison control center or doctor for treatment advice.
-------------------	--

HOTLINE NUMBER

Have the product container or label with you when calling a poison control center or doctor, or going for treatment. In case of emergency endangering health or the environment involving this product, call **INFOTRAC** at **1-800-535-5053**.

Environmental Hazards

Under certain conditions, treatment of aquatic weeds can result in oxygen depletion or loss due to decomposition of dead plants, which may cause fish suffocation. Water bodies containing very high plant density should be treated in sections to prevent the potential suffocation of fish. Consult with the State agency for fish and game before applying to public waters to determine if a permit is needed.

DIRECTIONS FOR USE

It is a violation of Federal Law to use this product in a manner inconsistent with its labeling. Read all Directions for Use carefully before applying.

Do not apply this product in a way that will contact workers or other persons, either directly or through drift. Only protected handlers may be in the area during application. For any requirements specific to your State or Tribe, consult the agency responsible for pesticide regulation.

Shake well before using.

PRODUCT INFORMATION

ProcellaCOR EC is a selective systemic herbicide for management of freshwater aquatic vegetation in slow-moving/quiescent waters with little or no continuous outflow: ponds, lakes, reservoirs, freshwater marshes, wetlands, bayous, drainage ditches, and non-irrigation canals, including shoreline and riparian areas in or adjacent to these sites. Also for management of invasive freshwater aquatic vegetation in slow-moving/quiescent areas of rivers (coves, oxbows or similar sites).

Apply ProcellaCOR EC directly into water or spray onto emergent foliage of aquatic plants. Depending upon method of application and target plant, ProcellaCOR EC is absorbed by aquatic vascular plants through emergent or floating leaves and from water through submersed plant shoots and leaves. In-water treatments are effective in spot and partial treatment designs with relatively short exposure times (hours to several days). Species susceptibility to ProcellaCOR EC may vary depending upon time of year, stage of growth, and water movement. For best results, apply to actively growing plants. However, effective control can be achieved over a broad range of growth stages and environmental conditions. Application to mature target plants may require higher application rates and longer exposure periods to achieve control.

Resistance Management

ProcellaCOR EC is classified as a WSSA Group 4 Herbicide (HRAC Group O). Weed populations may contain or develop biotypes that are resistant to ProcellaCOR EC and other Group 4 herbicides. If herbicides with the same mode of action are used repeatedly at the same site, resistant biotypes may eventually dominate the weed population and may not be controlled by these products. Unless ProcellaCOR EC is used as part of an eradication program or in a plant management system where weed escapes are aggressively controlled, do not use ProcellaCOR EC alone in the same treatment area for submersed and emergent plant control for more than 2 consecutive years, unless used in combination or rotated with an herbicide with an alternate mode of action.

To further delay herbicide resistance consider taking one or more of the following steps:

- Use tank mixtures with herbicides from a different group if such use is permitted; Consult your local extension service or SePRO Corporation if you are unsure as to which active ingredient is currently less prone to resistance.
- Adopt an integrated weed-management program for herbicide use that includes scouting and uses historical information related to herbicide use, and that considers other management practices.
- Scout after herbicide application to monitor weed populations for early signs of resistance development. Indicators of possible herbicide resistance include: (1) failure to control a weed species normally controlled by the herbicide at the dose applied, especially if control is achieved on adjacent weeds; (2) a spreading patch of non-controlled plants of a particular weed species; (3) surviving plants mixed with controlled individuals of the same species. If resistance is suspected, prevent weed seed production in the affected area by using an alternative herbicide from a different group or by a mechanical method that minimizes plant fragmentation.
- If a weed pest population continues to progress after treatment with this product, switch to another management strategy or herbicide with a different mode of action, if available.
- Contact your local extension specialist or SePRO Corporation for additional pesticide resistance-management and/or integrated weed-management recommendations for specific weed biotypes.

Stewardship Guidelines For Use

Apply this product in compliance with Best Management Practices (BMP) that include site assessment, prescription, and implementation. BMP have been developed to ensure accurate applications, minimize risk of resistance development, and monitor concentrations in water to document levels needed for optimal performance and manage potential irrigation use. SePRO Corporation will work with applicators and resource managers to implement BMP for application and monitoring to meet management objectives and ensure compatibility with potential water uses.

Use Precautions

- There are no restrictions for recreational purposes, including swimming and fishing.

Use Restrictions

- **Obtain Required Permits:** Consult with appropriate state or local water authorities before applying this product to public waters. State or local public agencies may require permits.
- **Chemigation:** Do not apply this product through any type of irrigation system.
- For in-water applications, the maximum single application rate is 25.0 Prescription Dose Units (PDU) per acre-foot of water with a limit of three applications per year.
- For aquatic foliar applications, do not exceed 10.0 PDU per acre for a single application, and do not apply more than 20.0 PDU total per acre per year.
- To minimize potential exposure in compost, do not allow livestock to drink treated water.
- Do not compost any plant material from treated area.
- Allow 14 days or greater between applications.
- Do not use water containing this product for hydroponic farming.
- Do not use treated water for any form of irrigation, except as described in the Application to *Water Used for Irrigation on Turf and Landscape Vegetation* section.
- Do not use for greenhouse or nursery irrigation.
- Make applications in a minimum of 10 gallons per acre (GPA) for ground and a minimum of 15 gallons per acre (GPA) for aerial applications.
- Do not apply to salt/brackish water.
- Do not apply ProcellaCOR EC directly to, or otherwise permit ProcellaCOR EC to come into contact during an application, with carrots, soybeans, grapes, tobacco, vegetable crops, flowers, ornamental shrubs or trees, or other desirable broadleaf plants, as serious injury may occur. Do not permit spray mists containing ProcellaCOR EC to drift onto desirable broadleaf plants. Further information on spray drift management is provided in the *Spray Drift Management* section of this label.
- For treatments out of water, do not permit spray mists containing this product to drift onto desirable broadleaf plants as injury may occur. Further information on spray drift management is provided in the *Spray Drift Management* section of this label.
- Do not allow tank mixes of ProcellaCOR EC to sit overnight. See additional tank mix restrictions below.
- Do not use organosilicone surfactants in spray mixtures of this product.
- Do not tank mix this product with malathion or methyl parathion.
- Do not make an application of malathion or methyl parathion within 7 days of an application of this product. See additional tank mix restrictions below.

Application to Water Used for Irrigation on Turf and Landscape Vegetation

To reduce the potential for injury to sensitive vegetation, follow the waiting periods (between application and irrigation) and restrictions below, and inform those who irrigate with water from the treated area. Follow local and state requirements for informing those who irrigate.

When monitoring ProcellaCOR EC concentrations, analyze water samples using an appropriate analytical method for both the active ingredient and the acid form. Use of HPLC (High-Performance Liquid Chromatography), which is also referenced as FasTEST®, is recommended.

Applications to invasive freshwater aquatic vegetation in slow-moving/quiescent areas of rivers (coves, oxbows or similar sites).

- Users must be aware of relevant downstream use of water for irrigation that may be affected by the treatment and must ensure all label restrictions are followed. All potential downstream water intakes with irrigation practices that may be affected by the treatment must be documented and affected irrigation users notified of the restrictions associated with such treatment.

Residential and other Non-Agricultural Irrigation (such as shoreline property use including irrigation of residential landscape plants and homeowner gardens, golf course irrigation, and non-residential property irrigation around business or industrial properties. Excludes greenhouse or nursery irrigation).

- Turf Irrigation: Turf may be irrigated immediately after treatment.
- For irrigation of landscape vegetation or other forms of non-agricultural irrigation not excluded above, conduct one of the following:
 - o analytically verify that water contains less than 2 ppb (SePRO recommends use of FasTEST); or
 - o if treated area(s) have the potential to dilute with untreated water, follow the precautionary waiting periods described in the tables 1 and 2 below for in-water or foliar application.

TABLE 1: Non-agricultural irrigation following in-water application

Waiting Period (Days) for Irrigation at Specific Target Treatment Rates (PDU per acre-foot)						
Percent Area of Waterbody Treated*	1-3 PDU	>3-5 PDU	>5.0 to 10.0 PDU	>10.0 to 15.0 PDU	>15.0 to 20.0 PDU	>20.0 to 25.0 PDU
2% or less	6 hours	1 day	1 day	2 days	2 days	3 days
3 - 10%	1 day	3 days	5 days	7 days	10 days	14 days
11 - 20%	3 days	7 days	10 days	10 days	14 days	21 days
21 - 30%	5 days	10 days	14 days	21 days	28 days	35 days
>30%	7 days	14 days	21 days	28 days	35 days	35 days

* Assumes treated area(s) have the potential to dilute with untreated water. If the treated area is not projected to dilute rapidly (example: confined cove area), utilize FasTEST to confirm below 2 ppb or verify vegetation tolerance before irrigation use. Consult a SePRO Aquatic Specialist for additional site-specific recommendations.

TABLE 2: Non-agricultural irrigation following foliar application

Waiting Period (days) for Irrigation at Specific Target Treatment Rates		
Percent Area of Waterbody Treated*	5.0 PDU / acre	>5.0 to 10.0 PDU / acre
10% or less	0.5 day	1 day
11 - 20%	1 day	2 days
>20%	2 days	3 days

* Assumes treated area(s) have the potential to dilute with untreated water. If the treated area is not projected to dilute rapidly (example: confined cove area), utilize FasTEST to confirm below 2 ppb or verify vegetation tolerance before irrigation use. Consult a SePRO Aquatic Specialist for additional site-specific recommendations.

Susceptible Plants

Do not apply where spray drift may occur to food, forage, or other plantings that might be damaged. Spray drift may damage or render crops unfit for sale, use or consumption. Small amounts of spray drift that may not be visible may injure susceptible broadleaf plants. **Before making a foliar or surface spray application, please refer to your state's sensitive crop registry (if available) to identify any commercial specialty or certified organic crops that may be located nearby. At the time of a foliar or surface spray application, the wind cannot be blowing toward adjacent cotton, carrots, soybeans, corn, grain sorghum, wheat, grapes, tobacco, vegetable crops, flowers, ornamental shrubs or trees, or other desirable broadleaf plants.**

Spray Drift Management

Avoiding spray drift at the application site is the responsibility of the applicator. The interaction of many equipment- and weather-related factors determines the potential for spray drift. The applicator is responsible for considering all these factors when making decisions.

The following drift management requirements must be followed to limit off-target drift movement from aerial applications:

Aerial Application:

- Aerial applicators must use a minimum finished spray volume of 15 gallons per acre.
- Drift potential is lowest between wind speeds of 2 to 10 mph. Do not apply below 2 mph due to variable wind direction and high potential for temperature inversion. Do not apply in wind speeds greater than 10 mph.
- To minimize spray drift from aerial application, apply with a nozzle class that ensures coarse or coarser spray (according to ASABE S572) at spray boom pressure no greater than 30 psi.
- The distance of the outer most operating nozzles on the boom must not exceed 70% of wingspan or 80% of rotor diameter.
- Nozzles must always point backward parallel with the air stream and never be pointed downwards more than 45 degrees.
- Do not apply under conditions of a low-level air temperature inversion.
- The maximum release height must be 10 feet from the top of the weed canopy, unless a greater application height is required for pilot safety.

Evaluate spray pattern and droplet size distribution by applying sprays containing a water-soluble dye marker or appropriate drift control agents over a paper tape (adding machine tape). Mechanical flagging devices may also be used. Do not apply under conditions of a low-level air temperature inversion. A temperature inversion is characterized by little or no wind and lower air temperature near the ground than at higher levels. The behavior of smoke generated by an aircraft-mounted device or continuous smoke column released at or near site of application will indicate the direction and velocity of air movement. A temperature inversion is indicated by layering of smoke at some level above the ground and little or no lateral movement.

Ground Application

- Ground applicators must use a minimum finished spray volume of 10 gallons per acre.
- To minimize spray drift from ground application, apply with a nozzle class that ensures coarse or coarser spray (according to ASABE S572).
- For boom spraying, the maximum release height is 36 inches from the soil for ground applications.
- Where states have more stringent regulations, they must be observed.

The applicator should be familiar with, and take into account the information covered in the following Aerial Drift Reduction Advisory (this information is advisory in nature and does not supersede mandatory label requirements.)

Aerial Drift Reduction Advisory

Information on Droplet Size: The most effective way to reduce drift potential is to apply large droplets. The best drift management strategy is to apply the largest droplets that provide sufficient coverage and control. Applying larger droplets reduces drift potential, but will not prevent drift if applications are made improperly, or under unfavorable environmental conditions (see Wind, Temperature and Humidity, and Temperature Inversions).

Controlling Droplet Size:

- **Volume** - Use high flow rate nozzles to apply the highest practical spray volume. Nozzles with higher rated flows produce larger droplets.
- **Pressure** - Do not exceed the nozzle manufacturer's specified pressures. For many nozzle types, lower pressure produces larger droplets. When higher flow rates are needed, use higher flow rate nozzles instead of increasing pressure.
- **Number of Nozzles** - Use the minimum number of nozzles that provide uniform coverage.
- **Nozzle Orientation** - Orienting nozzles so that the spray is released parallel to the air stream produces larger droplets than other orientations. Significant deflection from horizontal will reduce droplet size and increase drift potential.
- **Nozzle Type** - Use a nozzle type that is designed for the intended application. With most nozzle types, narrower spray angles produce larger droplets. Consider using low-drift nozzles. Solid stream nozzles oriented straight back produce the largest droplets and the lowest drift.

Boom Length: To further reduce drift without reducing swath width, boom must not exceed 70% of wingspan or 80% of rotor diameter.

Application Height: Do not make applications at a height greater than 10 feet above the top of the largest plants unless a greater height is required for aircraft safety. Making applications at the lowest height that is safe reduces exposure of droplets to evaporation and wind.

Swath Adjustment: When applications are made with a crosswind, the swath will be displaced downwind. Therefore, on the up and downwind edges of the field, the applicator must compensate for this displacement by adjusting the path of the aircraft upwind. Swath adjustment distance should increase with increasing drift potential (higher wind, smaller drops, etc.).

Wind: Drift potential is lowest between wind speeds of 2 to 10 mph. However, many factors, including droplet size and equipment type, determine drift potential at any given speed. Do not make applications below 2 mph due to variable wind direction and high inversion potential. Do not apply in wind speeds greater than 10 mph. Local terrain can influence wind patterns. Every applicator should be familiar with local wind patterns and how they affect spray drift.

Temperature and Humidity: When making applications in low relative humidity, set up equipment to produce larger droplets to compensate for evaporation. Droplet evaporation is most severe when conditions are both hot and dry.

Temperature Inversions: Do not apply during a local, low level temperature inversion because drift potential is high. Temperature inversions restrict vertical air mixing, which causes small suspended droplets to remain in a concentrated cloud. This cloud can move in unpredictable directions due to the light variable winds common during inversions. Temperature inversions are characterized by increasing temperatures with altitude and are common on nights with limited cloud cover and light to no wind. They begin to form as the sun sets and often continue into the morning. Their presence can be indicated by ground fog; however, if fog is not present, inversions can also be identified by the movement of the smoke from a ground source or an aircraft smoke generator. Smoke that layers and moves laterally in a concentrated cloud (under low wind conditions) indicates an inversion, while smoke that moves upward and rapidly dissipates indicates good vertical air mixing.

USE DIRECTIONS

ProcellaCOR EC performance and selectivity may depend on dosage, time of year, stage of growth, method of application, and water movement.

Aquatic Plants Controlled: In-Water Application

Table 3 lists the expected susceptible species under favorable treatment conditions for aquatic plant control. Use of lower rates will increase selectivity on some species listed. Consultation with SePRO Corporation is recommended before applying ProcellaCOR EC to determine best in-water treatment protocols for given target vegetation.

TABLE 3. Vascular aquatic plant control with in-water application

Vascular Aquatic Plants Controlled: In-Water Application	
Common name	Scientific name
Floating Plants	
Mosquito fern	<i>Azolla</i> spp.
Water hyacinth	<i>Eichhornia crassipes</i>
Emerged Plants	
Alligatorweed	<i>Alternanthera philoxeroides</i>
American lotus	<i>Nelumbo lutea</i>
Floating heart	<i>Nymphoides</i> spp.
Water pennywort	<i>Hydrocotyle umbellata</i>
Water primrose	<i>Ludwigia</i> spp.
Watershield	<i>Brasenia schreberi</i>
Submersed Plants	
Bacopa	<i>Bacopa</i> spp.
Coontail ¹	<i>Ceratophyllum demersum</i>
Hydrilla ¹	<i>Hydrilla verticillata</i>
Parrotfeather	<i>Myriophyllum aquaticum</i>
Water chestnut	<i>Trapa</i> spp.
Watermilfoil, Eurasian	<i>Myriophyllum spicatum</i>
Watermilfoil, Hybrid Eurasian	<i>Myriophyllum spicatum X M.</i> spp.
Watermilfoil, Variable	<i>Myriophyllum heterophyllum</i>

¹ Higher-rate applications within the specified range may be required to control less-sensitive weeds.

Aquatic Plants Controlled: Foliar Application

Table 4 lists the expected susceptible species using labeled foliar rates (5.0 – 10.0 PDU per acre) under favorable treatment conditions for aquatic plant control. Use higher rates in the rate range on more established, dense vegetation. Consultation with SePRO Corporation is recommended before applying ProcellaCOR EC to determine best foliar treatment protocols for given target vegetation.

TABLE 4. Vascular aquatic plant control with foliar application

Vascular Aquatic Plants Controlled: Foliar Application	
Common name	Scientific name
Floating Plants	
Mosquito fern	<i>Azolla</i> spp.
Water hyacinth	<i>Eichhornia crassipes</i>
Emerald Plants	
Alligatorweed	<i>Alternanthera philoxeroides</i>
American lotus	<i>Nelumbo lutea</i>
Floating heart	<i>Nymphoides</i> spp.
Parrotfeather (emersed)	<i>Myriophyllum aquaticum</i>
Water pennywort	<i>Hydrocotyle umbellata</i>
Water primrose	<i>Ludwigia</i> spp.
Watershield	<i>Brasenia schreberi</i>

APPLICATION INFORMATION

Mixing Instructions

In-Water Application to Submersed or Floating Aquatic Weeds

ProcellaCOR EC can be applied undiluted or diluted with water for in-water applications. To dilute with water, it is recommended to fill the spray tank to one-half full with water. Start agitation. Add correct quantity of ProcellaCOR EC. Continue agitation while filling spray tank to required volume and during application.

Foliar Application to Floating and Emergent Weeds

Dilute ProcellaCOR EC with water to achieve proper coverage of treated plants. To dilute with water, it is recommended to fill spray tank to one-half full with water. Start agitation. A surfactant must be used with all post-emergent foliar applications. Use only surfactants that are approved or appropriate for aquatic use. For best performance, a methylated seed oil (MSO) surfactant is recommended. Read and follow all use directions and precautions on aquatic surfactant label. After adding ProcellaCOR EC and surfactant, continue agitation while filling spray tank to required volume and during application.

TANK-CLEANOUT INSTRUCTIONS

ProcellaCOR EC should be fully cleaned from application equipment prior to use for other applications. Contact a SePRO Aquatic Specialist for guidance on methods for thorough cleaning of application equipment after use of the product.

APPLICATION METHODS

In-Water Application to Submersed or Floating Aquatic Weeds

ProcellaCOR EC can be applied via trailing hose, by sub-surface injection, or surface spray as an in-water application to control weeds such as hydrilla, floating heart, water hyacinth, and other susceptible weed species. This product has relatively short exposure requirements for in-water treatments (hours to days), but treatments with high exchange and short exposure periods should be carefully planned to achieve best results. Where greater plant selectivity is desired - such as when controlling hydrilla or other more susceptible species, choose a lower dose in the specified range. A SePRO Aquatic Specialist can provide site-specific prescriptions for optimal control based on target weed, management objectives, and site conditions.

Apply ProcellaCOR EC to the treatment area at a prescription dose unit (PDU) to achieve appropriate concentrations. A PDU is a unit of measure that facilitates the calculation of the amount of product required to control target plants in 1 acre-foot of water or 1 acre for foliar applications. Per Table 5 below, 1-25 PDU are needed to treat 1 acre-foot of water, depending on target species and the percent of waterbody to be treated.

Use Table 5 to select the dose needed to treat 1 acre-foot of water.

TABLE 5: Prescription Dose Units (PDU) per acre-foot of water***

Percent Area of Waterbody Treated	Target Species			
	Eurasian Watermilfoil	Hybrid Watermilfoil	Variable Leaf Watermilfoil	Other
≤ 2%	3 - 4	4 - 5	3 - 5	3 - 25
>2 - 10%	2 - 3	3 - 5	3 - 4	3 - 20
>10 - 20%	1 - 3	3 - 4	2 - 4	3 - 15
>20 - 30%	1 - 2	2 - 3	2 - 3	2 - 10
>30%	1 - 2	2 - 3	1 - 2	1 - 5

* In all cases, user may apply up to the maximum of 25 PDU per acre-foot. Consult your SePRO Aquatics Specialist for site-specific recommendations.

** 1 PDU contains 3.17 fl. oz. of product.

To calculate the amount of product needed in fluid ounces, use the formula below:

$$\text{Number of acres} \times \text{average depth (feet)} \times \text{PDU} \times 3.17 = \text{fluid ounces}$$

*: from Table 5

Example Calculation:

To control hybrid watermilfoil in 2 acres of a 5-acre lake (>30% treated) with an average depth of 2 feet:
 $2 \text{ acres} \times 2 \text{ feet} \times 3 \text{ PDU} \times 3.17 = 38.04 \text{ fl. oz.}$

For in-water applications, the maximum single application is 25.0 PDU / acre-foot, with a limit of three applications per year. Allow 14 days or greater between applications. Product may be applied as a concentrate or diluted with water prior to or during the application process. Use an appropriate application method that ensures sufficiently uniform application to the treated area.

Foliar Application to Floating and Emergent Weeds

Apply ProcellaCOR EC as a foliar application to control weeds such as water hyacinth, water primrose, and other susceptible floating and emergent species. Use an application method that maximizes spray interception by target weeds while minimizing the amount of overspray that inadvertently enters the water.

For all foliar applications, apply ProcellaCOR EC at 5.0 to 10.0 PDU per acre. Use of a surfactant is required for all foliar applications of ProcellaCOR EC. Use only surfactants that are approved or appropriate for aquatic use. Methylated seed oil (MSO) is a recommended surfactant and is typically applied at 1.0% volume/volume. Refer to the surfactant label for use directions. For best results, apply to actively growing weeds. ProcellaCOR EC may be applied more than once per growing season to meet management objectives. Do not exceed 10.0 PDU per acre during any individual application or 20.0 PDU total per acre, per year from all combined treatments.

Foliar Spot Treatment

To prepare the spray solutions, thoroughly mix ProcellaCOR EC in water at a ratio of 5.0 to 10.0 PDU per 100 gallons (0.12 to 0.24% product) plus an adjuvant. For best results, a methylated seed oil at 1% volume/volume is the recommended spray adjuvant. When making spot application, ensure spray coverage is sufficient to wet the leaves of the target vegetation but not to the point of runoff.

Aerial Foliar Application to Floating and Emergent Weeds

Apply ProcellaCOR EC in a spray volume of 15 gallons per acre (GPA) or more when making a post-emergence application by air. Apply with coarse to coarser droplet category per S-572 ASABE standard; see NAAA, USDA or nozzle manufacturer guidelines. Follow guidelines and restrictions in the *Spray Drift Management and Aerial Drift Reduction Advisory* sections to minimize potential drift to off-target vegetation. Aircraft should be patterned per Operation Safe/PAASS program for calibration and uniformity to provide sufficient coverage and control.

Boat or Ground Foliar Application to Floating and Emergent Weeds

When applying ProcellaCOR EC by boat or with ground equipment to emergent or floating-leaved vegetation, use boom-type, backpack or hydraulic handgun equipment. Apply ProcellaCOR EC in a sufficient spray volume (e.g. 20 to 100 gpa) to provide accurate and uniform distribution of spray particles over the treated vegetation while minimizing runoff. Use higher spray volumes for medium to high density vegetation. For boom spraying, use coarse or coarser nozzle spray quality per S-572 ASABE standard; see USDA literature or nozzle manufacturer guidelines. Follow nozzle manufacturer's recommendations for nozzle pressure, spacing and boom height to provide a uniform spray pattern. Follow appropriate spray drift management information where drift potential is a concern.

TANK MIXES WITH OTHER AQUATIC HERBICIDES

DO NOT TANK MIX ANY PESTICIDE PRODUCT WITH THIS PRODUCT without first referring to the following website for the specific product: www.3206tankmix.com. This website contains a list of active ingredients that are currently prohibited from use in tank mixture with this product.

Only use products in tank mixture with this product that: 1) are registered for the intended use site, application method and timing; 2) are not prohibited for tank mixing by the label of the tank mix product; and 3) do not contain one of the prohibited active ingredients listed on www.3206tankmix.com website.

Applicators and other handlers (mixers) who plan to tank-mix must access the website within one week prior to application in order to comply with the most up-to-date information on tank mix partners.

Do not exceed specified application rates for respective products or maximum allowable application rates for any active ingredient in the tank mix.

Read carefully and follow all applicable use directions, precautions, and limitations on the respective product labels. It is the pesticide user's

responsibility to ensure that all products in the mixtures are registered for the intended use. Users must follow the most restrictive directions for use and precautionary statements of each product in the tank mixture.

Always perform a (jar) test to ensure the compatibility of products to be used in tank mixture.

STORAGE AND DISPOSAL

Do not contaminate water, food, or feed by storage or disposal.

Pesticide Storage: Store in original container only. Keep container closed when not in use. Do not store near food or feed. In case of spill or leak on floor or paved surfaces, soak up with vermiculite, earth, or synthetic absorbent.

Pesticide Disposal: Pesticide wastes are toxic. Improper disposal of excess pesticide, spray mixture, or rinsate is a violation of Federal law. If these wastes cannot be disposed of by use according to label instructions, contact your State Pesticide or Environmental Control Agency or the Hazardous Waste Representative at the nearest EPA Regional Office for guidance.

Container Handling

Non-refillable Container. DO NOT reuse or refill this container. Triple rinse or pressure rinse container (or equivalent) promptly after emptying; then offer for recycling, if available, or reconditioning, if appropriate, or puncture and dispose of in a sanitary landfill, or by incineration, or by other procedures approved by state and local authorities.

Triple rinse containers small enough to shake (capacity ≤ 5 gallons) as follows: Empty the remaining contents into application equipment or a mix tank and drain for 10 seconds after the flow begins to drip. Fill the container ¼ full with water and recap. Shake for 10 seconds. Pour rinsate into application equipment or a mix tank, or store rinsate for later use or disposal. Drain for 10 seconds after the flow begins to drip. Repeat this procedure two more times.

Triple rinse containers too large to shake (capacity > 5 gallons) as follows: Empty the remaining contents into application equipment or a mix tank. Fill the container ¼ full with water. Replace and tighten closures. Tip container on its side and roll it back and forth, ensuring at least one complete revolution, for 30 seconds. Stand the container on its end and tip it back and forth several times. Turn the container over onto its other end and tip it back and forth several times. Empty the rinsate into application equipment or a mix tank, or store rinsate for later use or disposal. Repeat this procedure two more times.

Pressure rinse as follows: Empty the remaining contents into application equipment or mix tank and continue to drain for 10 seconds after the flow begins to drip. Hold container upside down over application equipment or mix tank, or collect rinsate for later use or disposal. Insert pressure rinsing nozzle in the side of the container and rinse at about 40 PSI for at least 30 seconds. Drain for 10 seconds after the flow begins to drip.

Warranty Disclaimer: SePRO Corporation warrants that this product conforms to the chemical description on the product label. Testing and research have also determined that this product is reasonably fit for the uses described on the product label. To the extent consistent with applicable law, SePRO Corporation makes no other express or implied warranty of fitness or merchantability nor any other express or implied warranty and any such warranties are expressly disclaimed.

Misuse: Federal law prohibits the use of this product in a manner inconsistent with its label directions. To the extent consistent with applicable law, the buyer assumes responsibility for any adverse consequences if this product is not used according to its label directions. In no case shall SePRO Corporation be liable for any losses or damages resulting from the use, handling or application of this product in a manner inconsistent with its label.

For additional important labeling information regarding SePRO Corporation's Terms and Conditions of Use, Inherent Risks of Use and Limitation of Remedies, please visit <http://seprolabels.com/terms> or scan the image below.



©Copyright 2018 SePRO Corporation



SePRO Corporation
11550 North Meridian Street, Suite 600
Carmel, IN 46032, U.S.A.

State of Wisconsin DNR Department of Natural Resources Water Permit Central Intake – attn. APM PO Box 7185 Madison, WI 53707-7185	Chemical Aquatic Plant Control Permit
---	---------------------------------------

Permit Number: *NO-2024-44-19127*
Permit Expiration Date: *12-30-2024*
Waterbody Name: *Bridge Lake*

Waterbody # (WBIC): *1516800*
Fee Received: *1270*
Waterbody Address: *N11858 Deer Lake Rd*

Applicant Name: *David Nycz*
1975 Sunset Drive
Tomahawk, WI 54487
Email: *dnycz@wbmi.com*
Phone: *715 829-2558*

Applicator Name: *Schmidt's Aquatic, LLC*
7470 Sherman Rd
Bancroft, WI 54921
Email: hdhiii@schmidtsaquatic.com
Phone: *920-980-9190*

Advanced Notification of Treatment is required

The Department has received and reviewed your application to chemically treat up to 53 acres of Eurasian water milfoil in Bridge Lake in Lincoln County. Aspects of this permit may not be changed. Please go to this web address: <https://permits.dnr.wi.gov/water/SitePages/Permit%20Search.aspx> to search for and download the permit documents. Your permit application meets the minimum requirements by law and a permit is being issued with the following conditions.

- It is the responsibility of the applicant to follow the treatment plan outlined in the permit application and permit conditions. The treatment notification protocols, treatment plan, and reporting protocols shall be performed in compliance with Wisconsin Administrative Code Chapter NR 107. Noncompliance with the permit can result in enforcement actions under Wis. Stat. ss. 23.24(6) and 281.98 and restriction of aquatic plant management activities for subsequent years under Wis. Adm. Code Ch. NR 107. The conditions and treatment plan are required to be followed to ensure efficacy of the treatment.
- You shall notify Ty Krajewski of the Department of Natural Resources at ty.krajewski@wisconsin.gov, at least 4 business days before treatment with the date and time of proposed treatment.
- The Department may stop or limit the application of chemicals to a body of water if at any time it determines that the treatment will be ineffective, or will result in unreasonable restrictions on current water uses, or will produce unnecessary adverse side effects on nontarget organisms.
- You shall have a paper or electronic copy of this cover letter and permit with the individual conducting the treatment.

- You shall submit the Aquatic Plant Management Treatment record on the most updated form supplied by the Department as follows:
 - a. Immediately, if any unusual circumstances occur during treatment.
 - b. Within 30 days, if treatment occurs.
 - c. By October 1 of this year if no treatment occurred.

- You shall decontaminate all project equipment used in the waterbody to minimize transport of aquatic invasive species (AIS) immediately after each use on the project site. You shall utilize best management practices: <https://dnr.wi.gov/topic/Invasives/disinfection.html> You shall comply with all provisions in State Stat. s. 30.07 and Wis. Adm Code s. NR 40.07 and Manual code 9183.1 For further information, please refer to the following: <https://dnr.wi.gov/topic/invasives/classification.html>.

- The approval of an aquatic plant management permit does not represent an endorsement of the permitted activity but represents that the applicant has complied with all criteria of this chapter.

- You shall copy DNRAPMProgram@wisconsin.gov and Ty Krajewski at ty.krajewski@wisconsin.gov if you are emailing your treatment records to the department.

- You shall not conduct treatment until tribal spearing activities have concluded on Bridge Lake. The Department will notify the permittee when treatment activities can commence.

- You shall conduct treatment activities in mid to late June, to address concerns posed by The Great Lakes Indian Fish and Wildlife Commission (GLIFWC) regarding potential impacts to walleye larvae and walleye habitat.

- You shall not conduct control activities which cause direct removal, direct exposure to a chemical herbicide or indirect harm to wild rice that can be reasonably predicted or is readily apparent while performing the permitted control action. Causing harm or damage to wild rice will be considered a violation of this permit and other statutes and subject to enforcement action. If at any time this permit may be discovered to affect wild rice, it may be suspended or rescinded to provide a more thorough review of the impacts the permit may have on wild rice.

Findings of Fact

- The applicant has certified to the department that a copy of the application has been made available to all affected property owners' associations, inland lakes districts, and riparian owners.
- The Department of Natural Resources has determined that the agency's review of the proposed project constitutes an integrated analysis action under s. NR 150.20(2), Wis. Adm. Code. The Department has considered the impacts on the human environment, alternatives to the proposed projects and has provided opportunities for public disclosure and comment. The Department and the applicant have completed all procedural requirements of s. 1.11(2)(c), Wis. Stats., and NR 150, Wis. Adm. Code for this project.
- The project as permitted will comply with all applicable requirements of Sections 23.24 and 281.17(2), Wis. Stats., and Chapter NR 107 Wis. Adm. Code.
- The Lake Nokomis Lake District published a Notice of Application for Aquatic Plant Management Permit for Chemical Control in The Tomahawk Leader. A large-scale worksheet was completed in the last five years for Bridge Lake.

If you have any questions or concerns, I can be reached at Ty.krajewski@wisconsin.gov .

State of Wisconsin Department of Natural Resources for the Secretary

By: Krajewski, Ty	2/27/2024	02-27-2024
Water Resources Biologist	Date Signed	Date Mailed

Please Note:

If you believe that you have a right to challenge this decision, you should know that Wisconsin statutes and administrative rules establish time periods within which requests to review Department decisions must be filed. For judicial review of a decision pursuant to ss. 227.52 and 227.53, Wis. Stats., you have 30 days after the decision is mailed or otherwise served by the Department, to file your petition with the appropriate circuit court and serve the petition on the Department. Such a petition for judicial review shall name the Department of Natural Resources as the respondent. This notice is provided pursuant to s. 227.48(2), Wis. Stats. To request a contested case hearing pursuant to s. 227.42, Wis. Stats., you have 30 days after the decision is mailed, or otherwise served by the Department, to serve a petition for hearing on the Secretary of the Department of Natural Resources. The filing of a request for a contested case hearing is not a prerequisite for judicial review and does not extend the 30-day period for filing a petition for judicial review.