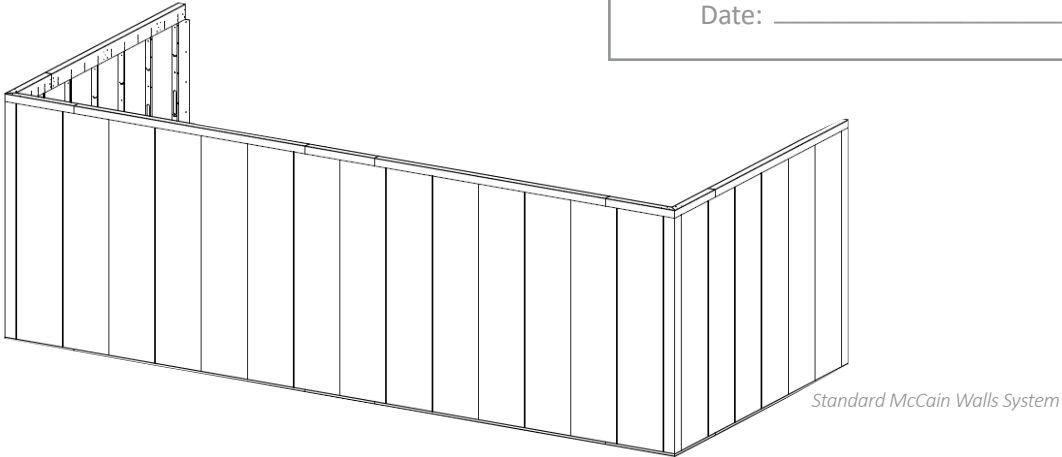




Project No:	_____
Contact:	_____
Date:	_____



PRODUCT OVERVIEW

McCain Walls™ are modular temporary wall systems consisting of interlocked aluminum panels and rails, designed to create provisional architectural barriers.

The panels are manufactured from industrial strength 0.090 THK aluminum and come in various dimensions. The length of a *McCain Walls* system is infinite and can be customizable to meet the specs of any job site.

Top and bottom rails secure the panels in place with screws. The bottom rail can be mounted to any floor finish using gripping material, low-tack adhesive tape, and/or floor screws. The top rails can be secured with steel studs and/or other mounting components to existing ceilings and/or walls. It can also be configured to a free-standing structure.

Starter panels are angle-adjustable and interchangeable, allowing the installation of *McCain Walls* systems to start from the left or right. One-piece corner panels provide 90° corners.

All vertical panels can be removed and replaced individually. Single and double-door kits are optional. All *McCain Walls* systems are powder coated in a standard white gloss finish (optional antimicrobial coating, anti-graffiti, and custom colors are available).

Every component in a *McCain Walls* system has a color label as part of a color-coded system designed to help easily identify parts during the installation process. A reference guide is available with the basic instructions.

STANDARD PRODUCT FEATURES

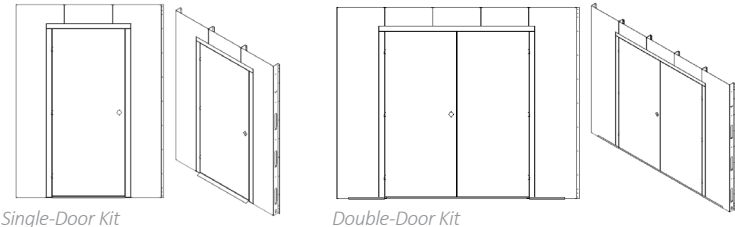
- Manufactured from 0.09 THK 5052 aluminum
- Vertical, interlocking panels available in various heights and widths
- Standard 10' top and bottom rails; can easily be cut to size for walls less than 10' long
- High-quality, white powder coat gloss finish
- UL Test results meet Class A Fire Rating
- Mold and mildew resistant
- Reusable and recyclable product
- Color-coded labeled components

OPTIONAL - DOOR MODULES

Commercial-grade aluminum doors are available in single and double module configurations and are constructed with six internal cross supports for maximum rigidity.

Doors are supported by powder coated zinc alloy hinges and attached to a modular door frame.

Doors are designed to accommodate locksets with 2 3/4" backset and commercial-lever type locksets are provided. Interchangeable core locksets are available as an added option.

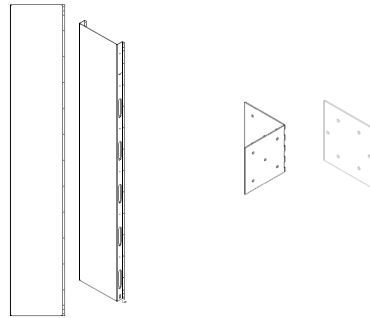


Aluminum System Specs



PANELS

	PART NUMBER	WIDTH	WEIGHT
8'	MW-P-AL-96-06-W	6"	12 LBS
	MW-P-AL-96-12-W	12"	18 LBS
	MW-P-AL-96-24-W	24"	28 LBS
10'	MW-P-AL-120-06-W	6"	12 LBS
	MW-P-AL-120-12-W	12"	18 LBS
	MW-P-AL-120-24-W	24"	28 LBS
12'	MW-P-AL-144-06-W	6"	12 LBS
	MW-P-AL-144-12-W	12"	18 LBS
	MW-P-AL-144-24-W	24"	28 LBS



FASTENERS

	PART NAME	PART NUMBER	WEIGHT
	CHANNEL SUPPORT BRACKET	MW-S-CSB-AL-W	1 LB
	INSULATION HAT BRACKET	MW-S-IHB-1-AL-W	.25 LB
	INSULATION HAT BRACKET	MW-S-IHB-2-AL-W	.25 LB
	PANEL BRACKET	MW-S-PB-AL-W	1 LB
	SPLICE BRACKET	MW-F-SB-AL-W	1LB

MOUNTS

	PART NAME	PART NUMBER	WEIGHT
	ANCHOR MOUNT	MW-F-AM-AL-W	1 LB
	BRACING PLATE	MW-F-BP-AL-W	1 LB
	CEILING MOUNT	MW-F-CM-AL-W	8 LBS
	SANDBAG MOUNT	MW-F-FSM-AL-W	2 LBS

DOOR KITS

	PART NUMBER	WIDTH	HEIGHT	WEIGHT
SINGLE	MW-SD-AL-96-W	72"	96"	181 LBS
	MW-SD-AL-120-W	72"	120"	202 LBS
	MW-SD-AL-144-W	72"	144"	223LBS
DOUBLE	MW-DD-AL-96-W	120"	96"	231 LBS
	MW-DD-AL-120-W	120"	120"	266 LBS
	MW-DD-AL-144-W	120"	144"	301 LBS

SUBCOMPONENTS

	PART NAME	PART NUMBER
	3M™ ADHESIVE - 250 MIL	M58981
	3M™ ADHESIVE - 125 MIL	M27381
	STUDS	M58982
	SELF-DRILLING TEK SCREWS	M58983
	SHEET METAL SCREWS	M56593

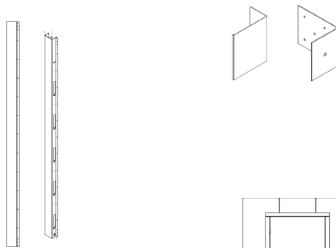
FINISHES

	PART NAME	PART NUMBER
	Powder Coat - White (Standard)	MW-71866
	Anti-Microbial (Optional)	MW-58566

*Dimensions are rounded to the nearest inch.
These specifications are for aluminum McCain Walls systems only.

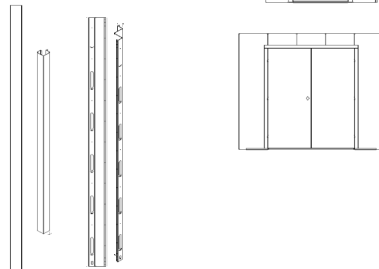
STARTER PANELS

	PART NUMBER	WIDTH	WEIGHT
LEFT	MW-SP-L-AL-96-W	96"	14 LBS
	MW-SP-L-AL-120-W	120"	17 LBS
	MW-SP-L-AL-144-W	144"	20 LBS
RIGHT	MW-SP-R-AL-96-W	96"	14 LBS
	MW-SP-R-AL-120-W	120"	17 LBS
	MW-SP-R-AL-144-W	144"	20 LBS




CORNER PANELS

	PART NUMBER	WIDTH	WEIGHT
OUTSIDE	MW-OCP-AL-96-W	96"	17 LBS
	MW-OCP-AL-120-W	120"	21 LBS
	MW-OCP-AL-144-W	144"	25 LBS
INSIDE	MW-ICP-AL-96-W	96"	17 LBS
	MW-ICP-AL-120-W	120"	21 LBS
	MW-ICP-AL-144-W	144"	25 LBS



RAILS

	PART NUMBER	WIDTH	WEIGHT
TOP	MW-TR-AL-W	120"	14 LBS
	MW-TR-C-ML-AL-W	36"	4 LBS
	MW-TR-C-MR-AL-W	36"	4 LBS
BOTTOM	MW-BR-AL-W	120"	14 LBS
	MW-BR-C-ML-AL-W	36"	4 LBS
	MW-BR-C-MR-AL-W	36"	4 LBS
CORNER KITS	MW-TR-C-KIT-AL-W	36"	5 LBS
	MW-BR-C-KIT-AL-W	36"	4 LBS
	MW-F-CB-AL-W	-	1 LB



Contact Us

Get a quote or learn more about the McCain Walls
(760) 295-9230 or visit www.mccainwalls.com