



Haywood Lodge & Retirement Center




Happy

Birthdays

April Birthdays**Creekside:**

Catherine Francis	April 4
Anne Winchester	April 9
Randy Pannell	April 12

Spicewood

Lewis Wimbish	April 12
---------------	----------

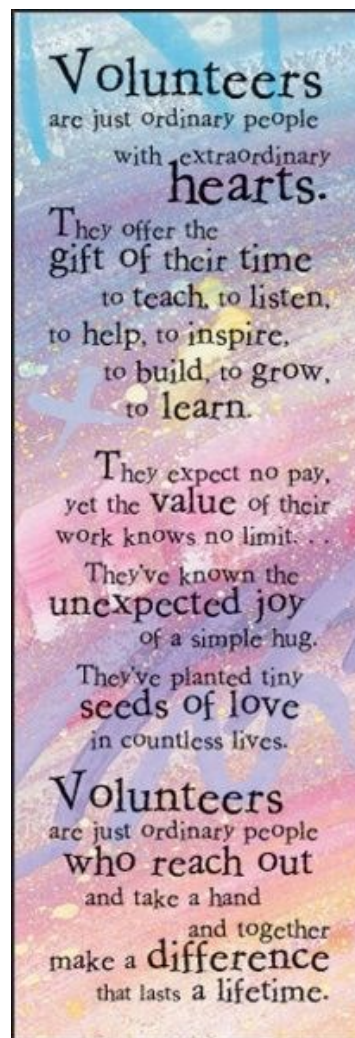
Haywood Lodge

Mary Johnson	April 14
Ruth Hall	April 18
Gladys Burchfield	April 25
Raymond Caldwell	April 25

**Resident of The Month**

Congratulations to **Randy Pannell** for being chosen as Creekside's Resident of The Month. Randy joined our family in July of 2005. He was born and raised in Macon County. While in school he loved playing sports and was very popular. He also enjoys watching sports on television. Even though Randy has been with us for a long time he has just now really started opening up and is more outgoing. He helps out a lot by cleaning his own room and helping with the other residents, especially the older women. We feel very fortunate to have him living at our facility.

Haywood Lodge would like to recognize **Gladys Burchfield** as Resident of the Month for April. She became part of our family in July of 2017. Gladys was born in Swain County. She was married to a wonderful man who thought there was no other woman in the world as wonderful as his wife. They had one daughter, Louise, two grandchildren, Sherri and Greg, two great grandsons and three great granddaughters. Gladys was a newspaper carrier for many years. She enjoyed sewing and singing in her church choir. Gladys has a very sweet spirit and loves everybody. We are very blessed to have her at our facility.

National Volunteer Week**April 15-21**

Thank you to all of our volunteers. Because of each of you our facilities are a better place for our residents.



The Egg is a symbol of rebirth at springtime. In pre-Christian times, Romans held running races this time of year on egg-shaped tracks and gave eggs as prizes. Gifts of eggs and games involving eggs are universal customs during the spring.



Easter Blessings

New Residents

Creekside
Betty Moon
Arthur Moon
Maxine Smathers
Haywood Lodge
Dot Thomas
Spicewood
William Owen

**Employee Birthdays**

Jadeian Evans	April 2
Sandra Parks	April 2
Brenda Woody	April 13
Janice Fisher	April 14
Ronda Hood	April 14
Sandra Wines	April 14
Linda Warren	April 23
Paul Lyons	April 25

Bonnie Green is Spicewood's Resident of The Month. September 2015 is when Bonnie came to live with us. It took her a while to get adjusted to her new life but once she did she has been such a joy to everybody around. She is very respectful and ALWAYS in a good mood. Due to a vision issue Bonnie is limited to the activities she can do but she will try just about anything. With a little help she can do a lot. Her favorite things are playing Bingo, trivia, and listening to audio books.

When I get old I don't want people thinking
"what a sweet little old lady" ...
I want 'em saying
"oh crap! What's she up to now?"



Hairstylist Appreciation Day

March 30

Tricia Myers

Thank you for the
service you give to
make our residents
look and feel great
about themselves.



Please come join Haywood Lodge 's Relay for Life Team on May 18. We will be a part of Canton's event located at the track where the new pool is in Canton. The American Cancer Society is committed to saving lives from cancer, for all types of cancer, for all types of people, in all types of communities around the globe. Each person who joins Relay For Life, whether attending a relay or giving a donation, can take pride in knowing that they are working towards creating a world free from the pain and suffering of this disease.



Your donations to Relay for Life help the American Cancer Society fund groundbreaking cancer research, critical patient care services, education and initiatives, and so much more. Please consider joining a Relay For Life event and fundraising or making a donation today .



Congratulations to Tracy Simonds for being chosen as April's Employee of The Month for her exemplary work ethics. She has worked at our Haywood Lodge facility in the housekeeping department since August of 2016. This is the second time she has won this award. Not only is Tracy a great worker but she has a love for the residents. She can be seen talking with them, helping them to their room or maybe just hold their hand when they are crying or upset. Thank you Tracy for all you do to help make Haywood Lodge a great facility for our residents.

Living Life

*Life is not a race -- but indeed a journey. Be honest. Work hard. Be choosy.
Say "thank you", "I love you", and "great job" to someone each day. Go to church, take time for prayer. The Lord giveth and the Lord taketh. Let your handshake mean more than pen and paper.
Love your life and what you've been given, it is not accidental — search for you purpose and do it as best you can. Dreaming does matter. It allows you to become that which you aspire to be.
Laugh often. Appreciate the little things in life and enjoy them. Some of the best things really are free.
Do not worry, less wrinkles are more becoming. Forgive, it frees the soul. Take time for yourself and plan for longevity. Recognize the special people you've been blessed to know.
Live for today, enjoy the moment.*




The St. Patrick's Day party was a lot of fun. Steve Whiddon entertained us with piano music and singing while some of the residents danced. We had some yummy snacks and leprechaun punch. Even Max dressed up for the occasion.

Inside Story Headline

This story can fit 150-200 words.

One benefit of using your newsletter as a promotional tool is that you can reuse content from other marketing materials, such as press releases, market studies, and reports.



Caption describing picture or graphic.

While your main goal of distributing a newsletter might be to sell your product or service, the key to a successful newsletter is making it useful to your readers.

A great way to add useful content to your newsletter is to develop and write your own articles, or include a calendar of upcoming events or a special offer that promotes a new product.

You can also research articles or find "filler" articles by accessing the World Wide Web.

You can write about a variety of topics but try to keep your articles short.

Much of the content you put in your newsletter can also be used for your Web site. Microsoft Publisher offers a simple way to convert your newsletter to a Web publication. So, when you're finished writing your newsletter, convert it to a Web site and post it.

Inside Story Headline

This story can fit 100-150 words.

The subject matter that appears in newsletters is virtually endless. You can include stories that focus on current technologies or innovations in your field.

You may also want to note business or economic trends, or make predictions

for your customers or clients. If the newsletter is distributed internally, you might comment upon new procedures or improvements to the business. Sales figures or earnings will show how your business is growing.

Some newsletters include a column that is updated every issue, for instance, an advice

column, a book review, a letter from the president, or an editorial. You can also profile new employees or top customers or vendors.

"To catch the reader's attention, place an interesting sentence or quote from the story here."

Inside Story Headline

This story can fit 75-125 words.

Selecting pictures or graphics is an important part of adding content to your newsletter.

Think about your article and ask yourself if the picture supports or enhances the message you're trying to convey. Avoid selecting images that appear to be out of context.

Microsoft Publisher includes

thousands of clip art images from which you can choose and import into your newsletter. There are also several tools you can use to draw shapes and symbols.

Once you have chosen an image, place it close to the article. Be sure to place the caption of the image near the image.



Caption describing picture or graphic.

Business Name

Primary Business Address
Address Line 2
Address Line 3
Address Line 4

Phone: 555-555-5555
Fax: 555-555-5555
Email: someone@example.com



Business Tagline or Motto

This would be a good place to insert a short paragraph about your organization. It might include the purpose of the organization, its mission, founding date, and a brief history. You could also include a brief list of the types of products, services, or programs your organization offers, the geographic area covered (for example, western U.S. or European markets), and a profile of the types of customers or members served.

It would also be useful to include a contact name for readers who want more information about the organization.

Back Page Story Headline

This story can fit 175-225 words.

If your newsletter is folded and mailed, this story will appear on the back. So, it's a good idea to make it easy to read at a glance.

A question and answer session is a good way to quickly capture the attention of readers. You can either compile questions that you've received since the last edition or you can summarize some generic questions that are frequently asked about your organization.

A listing of names and titles of managers in your organization is a good way to

give your newsletter a personal touch. If your organization is small, you may want to list the names of all employees.

If you have any prices of standard products or ser-

vices, you can include a listing of those here. You may want to refer your readers to any other forms of communication that you've created for your organization.

You can also use this space to remind readers to mark their calendars for a regular event, such as a breakfast meeting for vendors every third Tuesday of the month, or a biannual charity auction. If space is available, this is a good place to insert a clip art image or some other graphic.



Caption describing picture or graphic.