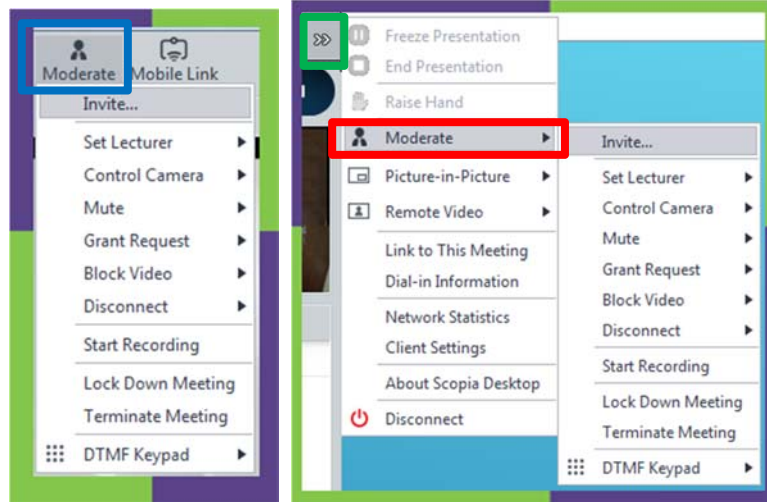


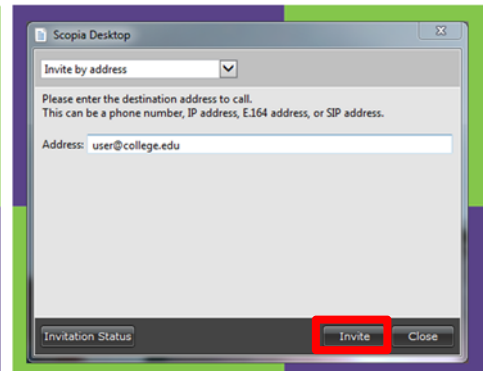
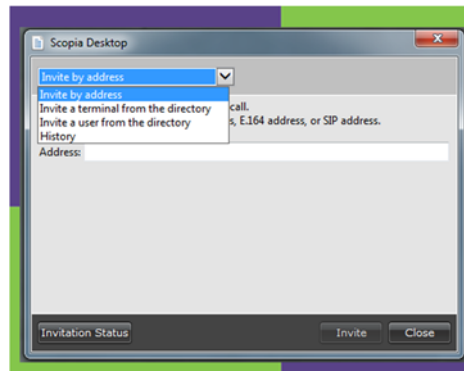
How to Call a Participant's SIP* device or endpoint

The purpose of the steps below is to call a participant who opted to join your video call using their SIP room system. Ask the participant to provide you the SIP address of their site's SIP device or endpoint, and then follow the steps below.

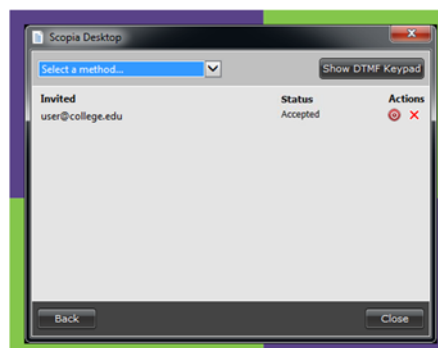
1. Click the **Moderate** pull down menu or (if Sharing your Screen or Application click the Main **»»** pull down menu). Then Click **Moderate**
2. Click **Invite**



3. Select **Invite by Address** from the pull down menu
4. Enter the **SIP Address** including dots. In this example we have `user@college.edu` in the Address field.
5. Click **Invite**



- A window will appear indicating the call has been **Accepted** in the **Status** column.



*Typically video conferencing endpoints are compatible with SIP, H.323 or both protocols. Session Initiation Protocol (SIP) endpoints and devices require advance configuration on our service prior to participating in a video call.