



email us at customerservice@porterpreston.com Ph 866-753-1113 Fx 203-597-8828

SIDEMARK

ZIP

ZIP

email us at customerservice@porterpreston.com PH 866-753-1113 FX 203-597-8828

Estate™ 1 $\frac{3}{8}$ inch & 2 inch Decorative Traverse Rods Order Form

email us at customerservice@porterpreston.com Ph 866-753-1113 Fx 203-597-8828

ORDER DATE

ACCOUNT #

P.O. #

SIDEMARK

Account Information

COMPANY NAME

CONTACT FULL NAME

EMAIL

PHONE

SHIP TO/ATTENTION

ADDRESS

CITY

STATE

ZIP

Drop Ship Address (if different from above)

NAME OR COMPANY

PHONE

ADDRESS

CITY

STATE

ZIP

Ordering Guidelines

- **Use this order form for detailed instructions**
- **Maximum** assembled set width is 16 feet
- **Minimum** assembled set width is 18 inches
- Designer Metals™ Estate™ Traverse Rods over 8 feet will be spliced.
Add price of keystone(s) to order amount to cover splices. See pages 101-103
- Other Estate™ Traverse Rods can be spliced upon request
- Assembled sets do not come with finials and must be purchased separately
- Finials may be selected from the 1 $\frac{3}{8}$ inch or 2 inch Buckingham®, Designer Metals™ or Wood Trends™ Collections
- For pleated or Ripplefold™ draperies only
- Set includes 4 rings/slides per foot – for additional rings/slides see pricelist
- Any additional rings/slides must be ordered at time of purchase for an additional cost
- For mounting options, see page 93-94
- **Rod manufactured to specific width dimensions cannot be cut down after produced**

email us at customerservice@porterpreston.com Ph 866-753-1113 Fx 203-597-8828

Estate™ 1⅜ inch & 2 inch Decorative Traverse Rods Order Form

email us at customerservice@porterpreston.com Ph 866-753-1113 Fx 203-597-8828

ORDER DATE

ACCOUNT #

P.O. #

SIDEMARK

1. Order Specifications

ORDER QTY	PRODUCT NUMBER	LENGTH (inches) (18 inch minimum 16 foot maximum)	Control Location LEFT RIGHT	Ripplefold™ Fullness 120% 100% 80% 60%	Return Size 3½" 4½" 6½"	Total Pricing (Be sure to add price of keystones if requested)	
Draw Preference ONE-WAY DRAW STACK LEFT ONE-WAY DRAW STACK RIGHT TWO-WAY DRAW		Control Type CORD HAND BATON BRIZA™ MOTORIZATION BRIZA™ MOTORIZATION WITH NEO SMART CONTROLLER BRIZA™ MOTORIZATION WITH SOMFY® MOTOR ADAPTER		Cord Length " CORD LENGTH (inches) (standard is 8 feet)		Mount Style WALL MOUNT CEILING MOUNT	Extra Parts RINGS SLIDES BRACKETS KEYSTONES
		Drapery/Master Carrier Style RIPPLEFOLD™ OVERLAP RIPPLEFOLD™ BUTT MASTER PLEATED OVERLAP		Keystone color		\$ TOTAL ROD COST \$ TOTAL COMPONENT COST \$ PACKING FEE** \$ TOTAL COST	

Splicing Instructions

If a splice is preferred on your Estate™ Traverse Rod, indicate location on splice instructions below.

Please note that Designer Metals™ Rods over 8 feet are automatically spliced in the center unless instructions are given below.

Coordinating Accessories

Please be sure to order all accessories needed including remote controls for Briza™ Motorized Estate™ Traverse Rods.

ORDER QTY	PRODUCT NUMBER	\$ PART COST	ORDER QTY	PRODUCT NUMBER	\$ PART COST
ORDER QTY	PRODUCT NUMBER	\$ PART COST	ORDER QTY	PRODUCT NUMBER	\$ PART COST
ORDER QTY	PRODUCT NUMBER	\$ PART COST	ORDER QTY	PRODUCT NUMBER	\$ PART COST

email us at customerservice@porterpreston.com Ph 866-753-1113 Fx 203-597-8828

K-Rail and Architrac® Order Form

email us at customerservice@porterpreston.com Ph 866-753-1113 Fx 203-597-8828

ORDER DATE	ACCOUNT #	P.O. #	SIDEMARK
------------	-----------	--------	----------

Account Information

COMPANY NAME

CONTACT FULL NAME

EMAIL

PHONE

SHIP TO/ATTENTION

ADDRESS

CITY

STATE

ZIP

Drop Ship Address (if different from above)

NAME OR COMPANY

PHONE

ADDRESS

CITY

STATE

ZIP

Order Specifications

ORDER QTY	PRODUCT NUMBER	LENGTH (inches)
-----------	----------------	-----------------

Draw Preference

- ☐ ONE-WAY DRAW | STACK LEFT
☐ ONE-WAY DRAW | STACK RIGHT
☐ TWO-WAY DRAW

Control Type

- ☐ CORD ☐ HAND ☐ BATON

Briza™ Motorization for Architrac® Series 94001 only.
Max track length 20 ft.

- ☐ BRIZA™ MOTORIZATION
☐ BRIZA™ MOTORIZATION WITH NEO SMART CONTROLLER
☐ BRIZA™ MOTORIZATION WITH SOMFY® MOTOR ADAPTER

Control Location

- ☐ LEFT ☐ RIGHT

Cord Length

___" CORD LENGTH (inches)
(standard is 8 feet)

Drapery/Master Carrier Style

- ☐ RIPPLEFOLD™ | OVERLAP
☐ RIPPLEFOLD™ | BUTT MASTER
☐ PLEATED | OVERLAP
☐ PLEATED | THROUGH FABRIC
☐ PLEATED | OVER THE TOP
☐ CUBICLE

Ripplefold™ Fullness

- ☐ 120% ☐ 100%
☐ 80% ☐ 60%

Mount Style

- ☐ WALL MOUNT
☐ CEILING MOUNT

Return Size

- ☐ 3½" ☐ 6"
☐ OTHER ___" (inches)

Extra Parts

___ SLIDES
 ___ BRACKETS

Bend Style

Please see reverse side for bend styles.
Architrac® Only.

Track Only

Select the option below if you only need a track with no components.

- ☐ TRACK ONLY - NO COMPONENTS

Splicing

Rods over 8 ft can be spliced. Please note splice instructions.

Total Pricing (totals from both sides)

\$ _____
 TOTAL ROD COST
 \$ _____
 TOTAL COMPONENT COST
 \$ _____
 PACKING FEE**
 \$ _____
TOTAL COST

K-Rail and Architrac[®] Order Form

email us at customerservice@porterpreston.com Ph 866-753-1113 Fx 203-597-8828

ORDER DATE

ACCOUNT #

P.O. #

SIDEMARK

IMPORTANT: Please Read Before Placing Order

How to Order

- Dimensions are shown from top view of rod
- Illustrations are of various wall designs
- Select the design that fits your room
- Provide all the measurements requested
- Indicate degree measurements of all angles (Angle measuring protractor, order 23573C21)
- All Briza[™] Motorized tracks and Briza[™] Motorized with Somfy[®] adapter tracks cannot be bent or curved.

ALL ORDERS MUST INCLUDE RETURNS, EXCEPT STYLE 4: CORNER, WITH A 90° BEND

- The definition of return is the distance from the wall to the front side of the rod
- On double rod sets, provide return measurements for both rods

Custom Styles

For all styles you must provide a drawing with necessary measurements plus a full size pattern of the wall area to which the rod is to be mounted. Be sure to locate each end of the rod on your pattern. Give style track and set number. Unless stated, measurements given are wall measurements and the factory will make allowances.

Order Specifications

Bend Style

Architrac[®] Only

STYLE 1: RECESS

STYLE 2: BOW

STYLE 3: BAY

STYLE 4: CORNER

STYLE 5: CURVED

Cubicle Bend Style

Architrac[®] 9046 & 9600 Only

CUBICLE STYLE 1: L-SHAPED

CUBICLE STYLE 2: LONG-U

CUBICLE STYLE 3: J-TRACK

CUBICLE STYLE 4: J-TRACK OFFSET | RIGHT

CUBICLE STYLE 5: J-TRACK OFFSET | LEFT

CUBICLE STYLE 6: OBTUSE J-TRACK | RIGHT

CUBICLE STYLE 7: OBTUSE J-TRACK | LEFT

CUBICLE STYLE 8: STRAIGHT OFFSET | RIGHT

CUBICLE STYLE 9: STRAIGHT OFFSET | LEFT

CUBICLE STYLE 10: CURVED

Measurements

A _____

B _____

C _____

D _____

E _____

F _____

G _____

H _____

Degree of Bend

AB _____

BC _____

CD _____

DE _____

Wall/Rod Measurement

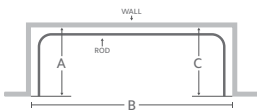
WALL _____

ROD _____

Bend Styles

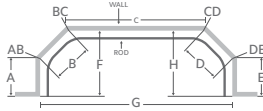
STYLE 1:
RECESS

For pricing add A, B & C



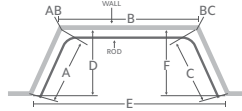
STYLE 2:
BOW

For pricing add A, B, C, D & E



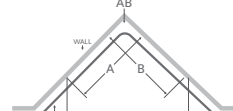
STYLE 3:
BAY

For pricing add A, B & C



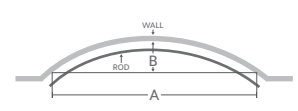
STYLE 4:
CORNER

For pricing add A & B



STYLE 5:
CURVED

For pricing add A & B



Cubicle Bend Styles (Architrac[®] 9046 & 9600 Only)

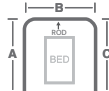
CUBICLE STYLE 1:
L-SHAPED

For pricing add A & B



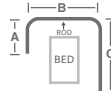
CUBICLE STYLE 2:
LONG-U

For pricing add A, B & C



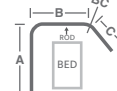
CUBICLE STYLE 3:
J-TRACK

For pricing add A, B & C



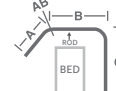
CUBICLE STYLE 4:
J-TRACK OFFSET RIGHT

For pricing add A, B & C



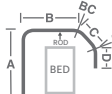
CUBICLE STYLE 5:
J-TRACK OFFSET LEFT

For pricing add A, B & C



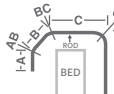
CUBICLE STYLE 6:
OBTUSE J-TRACK RIGHT

For pricing add A, B, C & D



CUBICLE STYLE 7:
OBTUSE J-TRACK LEFT

For pricing add A, B, C & D



CUBICLE STYLE 8:
STRAIGHT OFFSET RIGHT

For pricing add A & B



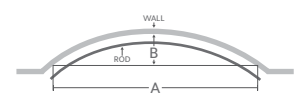
CUBICLE STYLE 9:
STRAIGHT OFFSET LEFT

For pricing add A & B



CUBICLE STYLE 10:
CURVED

For pricing add A & B



Basic Drapery

Cut-to-Measure Order Form

email us at customerservice@porterpreston.com Ph 866-753-1113 Fx 203-597-8828

ORDER DATE

ACCOUNT #

P.O. #

SIDEMARK

Account Information

COMPANY NAME

CONTACT FULL NAME

EMAIL

PHONE

SHIP TO/ATTENTION

ADDRESS

CITY

STATE

ZIP

Drop Ship Address (if different from above)

NAME OR COMPANY

PHONE

ADDRESS

CITY

STATE

ZIP

Order Specifications

ORDER QTY

PRODUCT NUMBER

RETURN (inches)

LENGTH (inches)

Draw Preference

ONE-WAY DRAW | STACK LEFT

ONE-WAY DRAW | STACK RIGHT

TWO-WAY DRAW | CORD LEFT

TWO-WAY DRAW | CORD RIGHT

Cord Length

___" CORD LENGTH (inches)
 (standard is 8 feet)

Bend Style

STYLE 1: RECESS

STYLE 2: BOW

STYLE 3: BAY

STYLE 4: CORNER

STYLE 5: CURVED

Mount Style

WALL MOUNT

CEILING MOUNT

Extra Parts

___ CARRIERS

___ BRACKETS

Pricing

\$ _____

TRACK COST

\$ _____

BEND/CURVE FEE*

\$ _____

PACKING FEE**

\$ _____

TOTAL COST

email us at customerservice@porterpreston.com Ph 866-753-1113 Fx 203-597-8828

* **Bend/Curve Fee:** Any bent or curve will have a flat fee of \$25 per track. ** **Packing Fee:** All straight tracks will have a flat fee of \$20 per track. Bent or curved tracks **under 12 feet long** will have a flat fee of \$50 per track. Bent or curved tracks **over 12 feet long** will have a flat fee of \$75 per track.

Basic Drapery

Cut-to-Measure Order Form for Custom Bend

email us at customerservice@porterpreston.com Ph 866-753-1113 Fx 203-597-8828

ORDER DATE

ACCOUNT #

P.O. #

SIDEMARK

IMPORTANT: Please Read Before Placing Order

How to Order

- Dimensions are shown from top view of rod
- Illustrations are of various wall designs
- Select the design that fits your room
- Provide all the measurements requested
- Indicate degree measurements of all angles
(Angle measuring protractor, order 23573C21)

**ALL ORDERS MUST INCLUDE RETURNS,
EXCEPT STYLE 4: CORNER, WITH A 90° BEND**

- The definition of return is the distance from the wall to the front side of the rod
- On double rod sets, provide return measurements for both rods

Custom Styles

For all styles you must provide a drawing with necessary measurements plus a full size pattern of the wall area to which the rod is to be mounted. Be sure to locate each end of the rod on your pattern. Give style track and set number.

Unless stated, measurements given are wall measurements and the factory will make allowances.

Order Specifications

Bend Style

STYLE 1: RECESS
STYLE 2: BOW
STYLE 3: BAY
STYLE 4: CORNER
STYLE 5: CURVED

Measurements

A _____
B _____
C _____
D _____
E _____
F _____
G _____
H _____

Degree of Bend

AB _____
BC _____
CD _____
DE _____

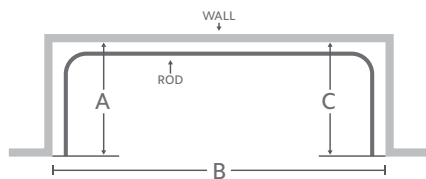
Wall or Rod Measurement

WALL _____
ROD _____

Bend Styles

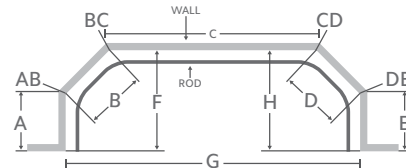
STYLE 1: RECESS

For pricing add A, B & C



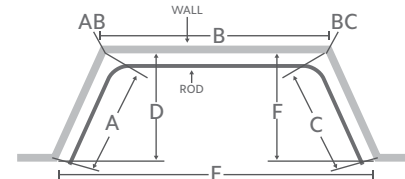
STYLE 2: BOW

For pricing add A, B, C, D & E



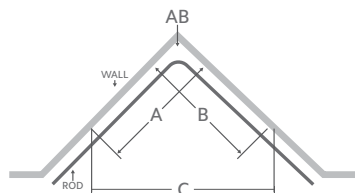
STYLE 3: BAY

For pricing add A, B & C



STYLE 4: CORNER

For pricing add A & B



STYLE 5: CURVED

For pricing add A & B

