

RUTH ASAWA SAN FRANCISCO SCHOOL OF THE ARTS

# THEATRE DEPARTMENT

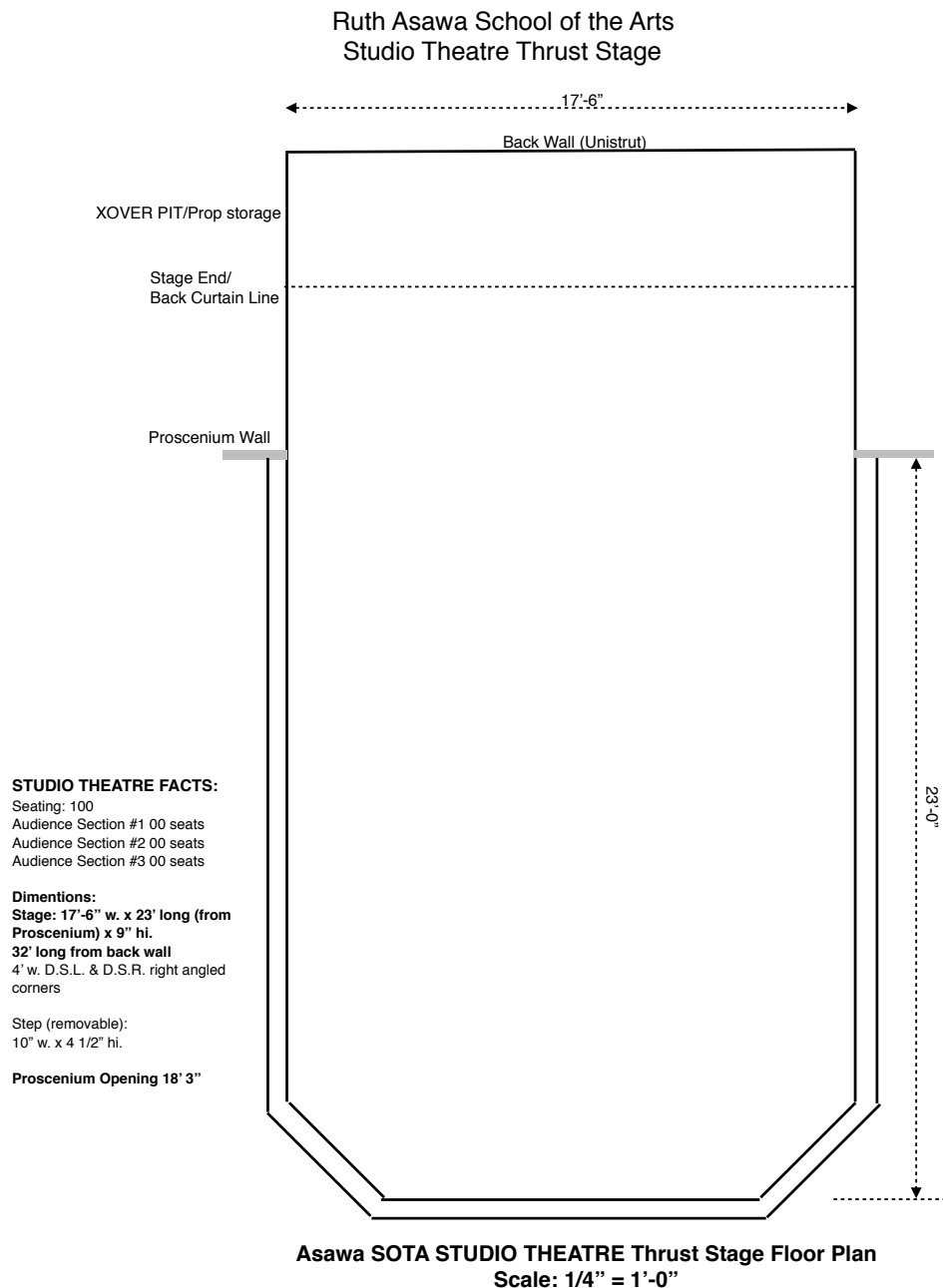
## *F*acilities Descriptions

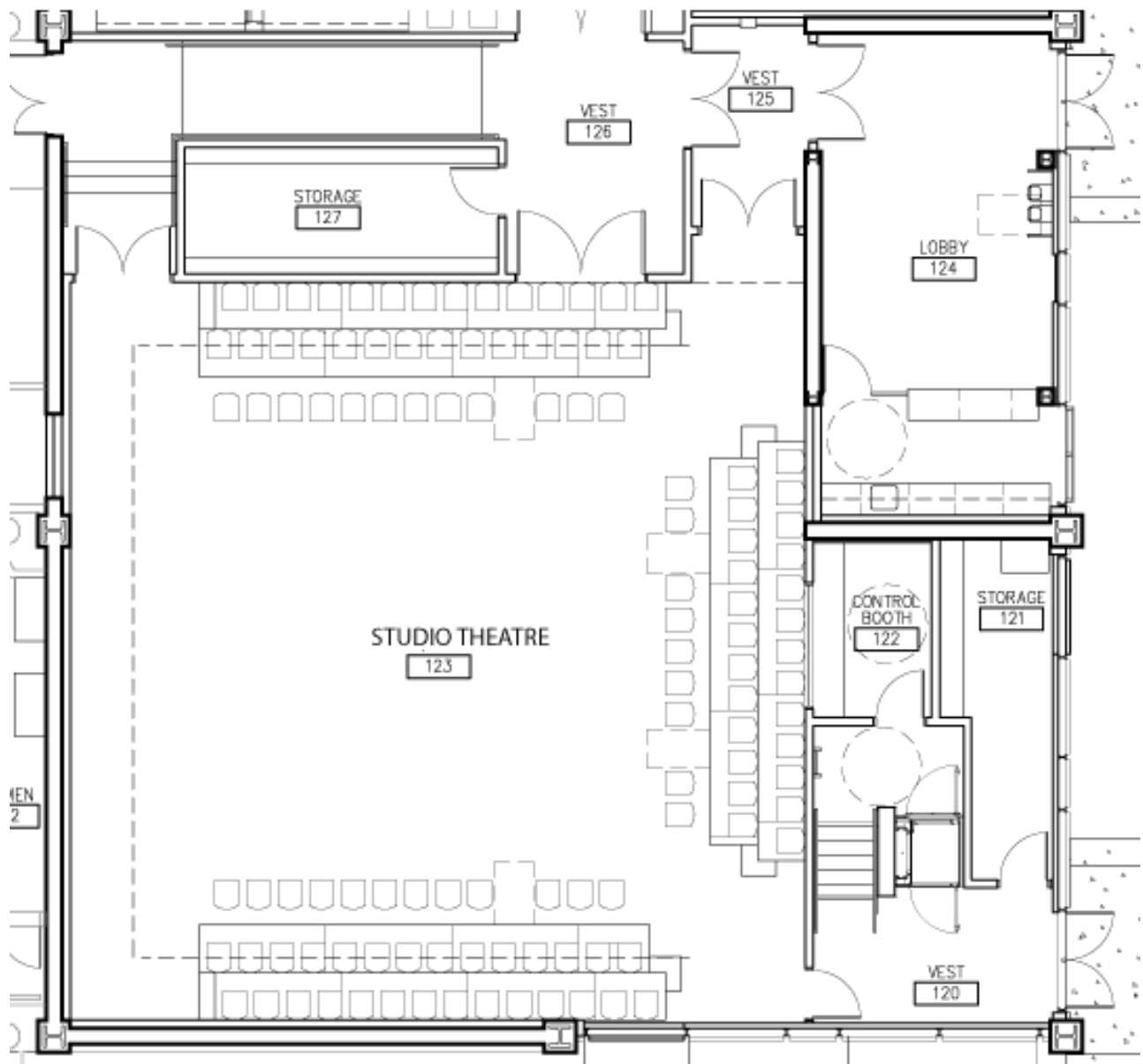
2017-2018



## Our “NEW” Studio Theatre — Stay Tuned

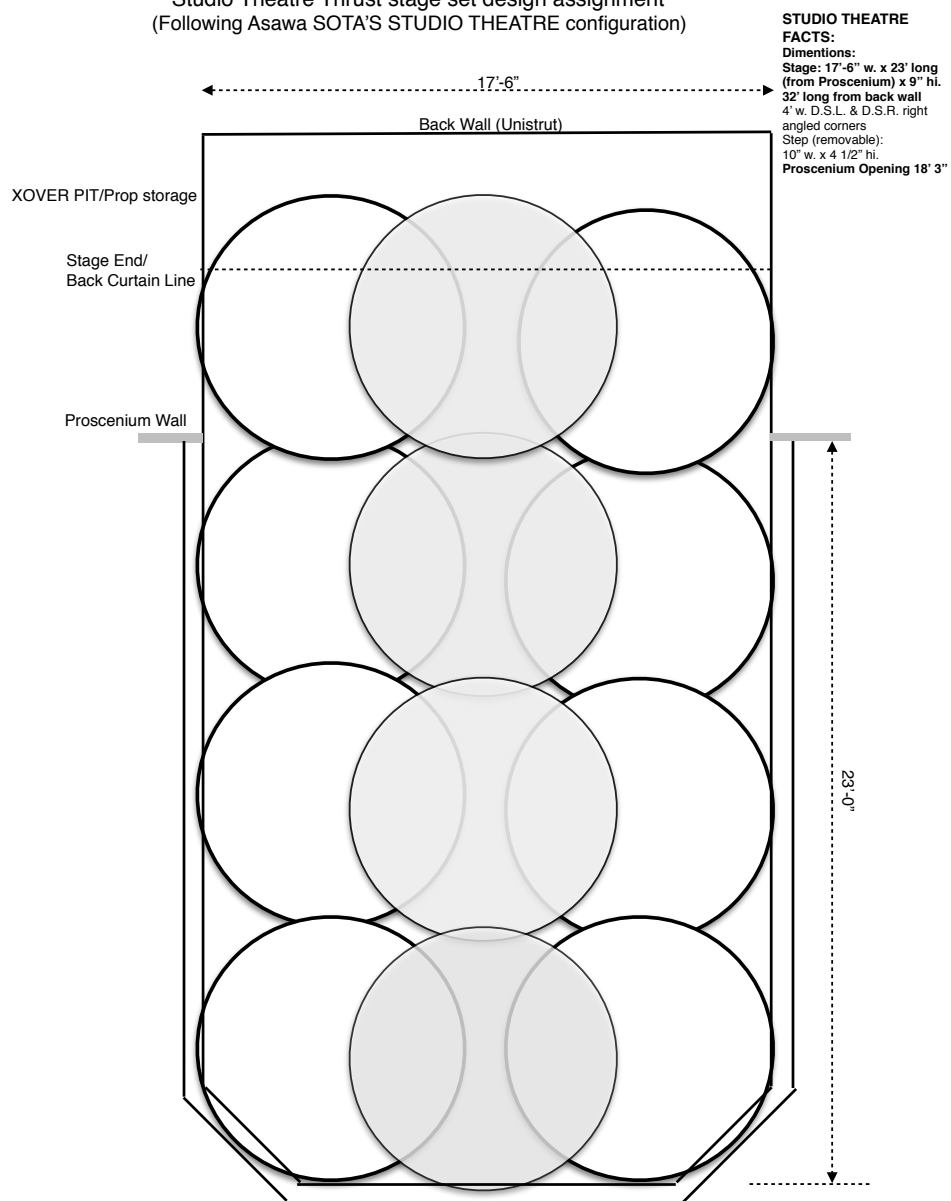
We moved into our new Studio Theatre in the Spring semester of 2016. It has the feel and footprint of our former Drama Studio (which was located in the Gym). It is located behind and share the backstage and technical facilities of our main theatre. Stay tuned.





Blue Print of new studio theatre

Studio Theatre Thrust stage set design assignment  
(Following Asawa SOTA'S STUDIO THEATRE configuration)



Asawa SOTA STUDIO THEATRE Thrust Stage Floor Plan  
Scale: 1/4" = 1'-0"

Ruth Asawa San Francisco School of the Arts Theatre Department





**SWEENEY TODD — Asawa SOTA Theatre Department 2017**  
SET DESIGNED BY PHILLIP RAYHER



*Ruth Asawa San Francisco School of the Arts — Theatre Department*

*Fall 2016*

***THE GOOD WOMAN OF SETZUAN by Bertolt Brecht***

*Directed and Designed by Phillip Rayher*

**Shen Te— Jaimie Leung ('17)**

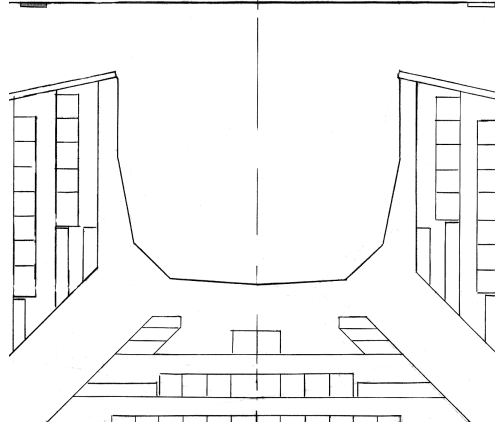
First fully-mounted production in the Studio Theatre.





Installing the stage area floor and surrounding step in Studio Theatre, Fall 2016

# History of the former Drama Studio



In the 100 seat thrust stage former Drama Studio we tried to approximate as closely as possible conditions and facilities that a student would encounter in other public performance spaces.

The seating sections were portable with each 4 seat unit being movable and able to be reconfigured for each desired Lecture/Demonstration/showcase.

The first production we did in the space was in 2002, *The Poor of New York*, directed by Joan Mankin, on portable audience risers and folding chairs. The major structures in the studio (audience risers & seating, and sound baffle walls) were designed by Mr. Rayher and built during the summer of 2003 with the assistance of student and parent volunteers. Our first production in the finished studio was the Intermediate Playwriting evening on Friday, October 17, 2003. The first fully mounted production in the space was the Spring 2004 production of the double bill of Sophocles' *Oedipus* and Aristophanes' *Lysistrata*, adapted, directed and designed by Mr. Rayher.

A little about the space— which arose from the remains of the McAteer High School Physical Education Department “weight room”— Mr. Rayher started the design and the first working drawings for it the summer before SOTA moved to the McAteer campus. During our first year here these drawings went through three major design changes, three sets of working drawings and a final three-dimensional model.

Above the audiences heads in the Drama Studio was the lighting grid which was fabricated and installed in early August of 2003 by Holzmuller Company, who also supervised the upgrade of the electrical power to operate our theatrical lighting dimmers (some of which we brought with us from the Font Street campus, along with many outdated lighting instruments and cable which we have been slowly replacing with new equipment). The San Francisco Unified School District provided the funds (\$33,000) for these elements. All else in the Drama Studio— the audience seating risers, the sound walls behind the audience sections, the technical booth platforms, etc.— were purchased and built by the SOTA Theatre Department. This money came from our production proceeds and generous parent donations.

A few statistics which might be of interest to you: working daily, 30 parents and 60 students helped in the construction of the units that make up the space during the summer of 2003. We trucked these pieces from the scene shop in the main building to the gym on two very long days on the weekend of August 16 & 17, 2003. 9,000 nails, 550 bolts and lag screws, 7 gallons of carpenters glue, 15 gallons of fire-retardant paint, and \$5,900 worth of lumber were used to complete the project. The cost to the Theatre Department was \$8,975 for this phase. This amount included the cost of the truck rental to move the 400 donated audience seats from the Flint Center of DeAnza College, which were fastened in place in early October of 2003.

The Drama Studio was closed by order of the San Francisco Fire Marshall on October 8, 2013. Since the school opened the studio in 2002 under a clearance by the Fire Marshall, and with regular visits by the Fire Marshall, we believed that were operating with permission to hold performances open to the public, but when the Fire Marshal checked the records in 2013, they found that we were allowed only to operate as a “classroom,” only allowing school students to attend any performances held in the facility. Thus, the closing.

## DRAMA STUDIO FACT SHEET:

SEATING= 98 plus 2 wheel chair & 2 wheel chair accompany, standing room.

68' Board to (patch) hole

Grid 16' from floor in 4' squires

PRO OPENING= 20'-2"

PRO OPENING= 5'-3" from back wall

PRO WALL= 6" thickness

# Acting Area

Stage area approximately 20' x 20'

R to L (1' audience riser to 1' audience riser)= 22'-9 1/2"

Back wall to step (front)= 22'-3"



SOTA DRAMA STUDIO (before) 2002



SOTA DRAMA STUDIO (after) 2010

## THEATRE DEPARTMENT INVENTORY:

### SOUND:

New equipment in Studio Theatre to be listed at a later date.

Portable equipment from former Drama Studio:

Speakers: 2 American Audio DLS-15P, Powered Prof. two-way sound reinforced loudspeakers. 15-inch 2way Powered Speaker.

(www.americanaudio.us/product (purchases from Guitar Center \$279.99)

Mixer: Yamaha MG 12/4 Mixing Console

FOR SOUND EFFECTS: (1) Mac mini. with Snow Leopard Server, 2.4GHz : 320GB, Intel Core 2 Duo, 2GB memory, 8x double-layer SuperDrive, NVIDIA GeForce 320M graphics, Mac OS X Snow Leopard

CD Drives: 2 American Audio MCD-100 Professional Single MP3 Compact Disc Player

Cassette deck: 1 TEAC W-450R Stereo Double Reverse Cassette Deck (2 cassette players)

Microphones: 3 Shure SM58

### Lighting Console:

New equipment in Studio Theatre to be listed at a later date.

Portable equipment from former Drama Studio:

ETC Express 124/48 (24 Channel Faders in Two Scene Mode, 24 with subs/48 without subs Channel Faders in Single Scene Mode. 96 Total Channel Count (via keypad), 24x10 pages (depending on mode) Submaster Faders)

Lighting Dimmers: 1- 24 Pack Century/Strand 24x2.4k CD-80 DIMMER

2- 12 Pack Century/Strand CD-80 12x2.4k DIMMERS

Total Circuits: 48

### Instruments

40- Selecon Acclaim Fresnel 4.5° to 60° - 575 w. or 650w

4- Colortran Ellipsoid 5/50 Series 15° 650-055

15- 6" Lekos (various brands, mostly Century

6- Altman **3.5"**x12 Axial ERS-3.5Q-12-MT (3 1/2" Leko) 18°

10- PAR 46- narrow beam (various brands)

30- 6" Fresnel (various brands- mostly Century)

4- ETC Source Four PARNel (25° to 45° Beam spread)

4- ETC Source 4 Ellipsoids 50°

1- PAR 64 (MBT Brand)

1- PAR 56

48- 3" "Inkie" Fresnels

### Accessories

21- 6" 4 Way Barn Doors For 6" Fresnels (L&E (10) Altman (4))

35- 2fers

8- 3fers

72- SAFETY CABLES

21- 6" 4 way BARNDOORS for 6" Fresnels

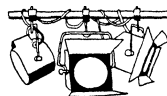
7- 6" Top Hats (Snoot) For 6" Fresnels (Stage Tech, BMI, L&E (2))

20- Selecon Acclaim Barndoors

9- 100' 6-circuit Multicables (w/ 6' Twist-lock break-in & break-outs)

(Numbered: 1-6, 7-12, 13-18, 19-24, 25-30, 31-36, 37-42, 43-48, 49-54)

Various lengths of CABLES (12/3 SO Cord w/ 3 prong twist lock- New type)



**SOTA THEATRE DEPARTMENT  
LIGHTING INSTRUMENT & ACCESSORIES INVENTORY As of 7/27/14**

Quantity	Instrument	Manufacturer	Lamp Type	Watt	Purchased from	Current Lamp inventory
4	Ellipsoid 5/50 Series 15° 650-055	Colortran	FLK/LL (HX601)	575 w.	Stage Tech	2
14	6" Lekos	various- mostly Century	EHD EHG	500 w. 750 w.		8 4
6	3.5"x12 Axial ERS-3.5Q-12-MT (3 1/2" Leko) 18°	Altman	EHD EHC	500 w.	BMI (2) Stagelighting store (4)	see above
10	PAR 46- narrow beam	Various MBT (6)	200 PAR 46/3NSP narrow beam	200 w.	Stage Tech (some)	2
30	6" Fresnel	various- mostly Century	BTL BTN	500 w. 750 w.		6 3 ?
1	PAR 64	MBT	PAR 64 NSP	500 w.	Stage Tech	
4	Source Four <b>PARnel</b> (25° to 45° Beam spread)	ETC	HPL 575/115-OS	575 w.	BMI (2) Angstrom Lighting(1) Stagelighting store (1)	2
4	<b>Source 4 Ellipsoids 50°</b>	ETC	HPL 575 w. 115v- 3200K 300 hr.	575 w	Premier Lighting	
1	PAR 56					
4	6" Top Hats (Snoot) For 6" Fresnels	L&E (2)			Stage Tech BMI	
21	6" 4 Way Barn Doors For 6" Fresnels	L&E (10) Altman (4)			Stage Tech BMI	
21	<b>Acclaim Fresnel</b> 4.5° to 60°- 575 w.	Selecon	JCS 120V-575WC	575 w.	Angstrom Lighting (6) Musson (15)	
2	DIMMERS- 12 Pack Strand CD-80 12x2.4k	Strand			Brought from FONT St. Campus- Holzmuller 1993	
1	DIMMER- 24 Pack Strand 24x2.4k CD-80	Strand			Holzmuller 12-04	

**SOTA THEATRE DEPARTMENT  
CABLE & ACCESSORY INVENTORY  
as of 7/27/14**

	5' lengths LT GREEN	10' lengths LT BLUE	15' lengths YELLOW	20' lengths PURPLE	25' to 30' lengths RED	40' lengths GRAY	50' lengths DARK BLUE	60' to 70' lengths BROWN
CABLES (12/3 SO Cord w/ 3 prong twistlock- New type)	19	17	14	8	19	4	32 7- 4 gangs 1- 3 gang (#27 broken)	13 (12 @ 62'-6") 2- 4 gangs 1- 5 gang
2FERS	25 +							
SAFETY CABLES	67							
6" BARNDOORS	21							
6" Tophats	4							
3FERS	2							
Shin Buster Floor plates	2							