
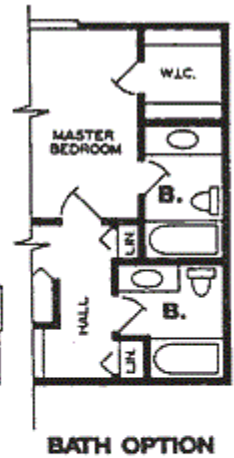
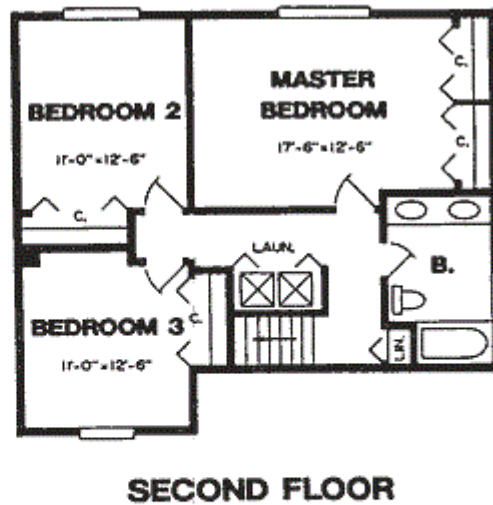
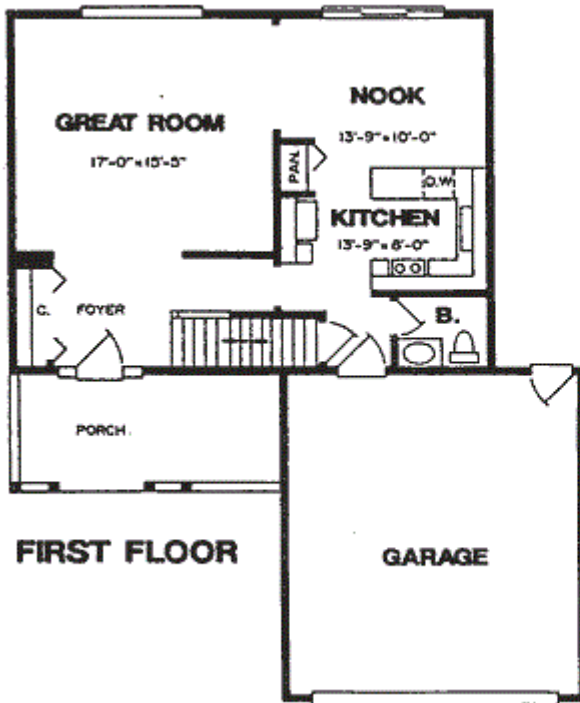


The Banbridge II



Floor Plan





1,585 SQ. FT.
Two Story
3 Bedrooms
1.5-2.5 Baths
2 Car Garage

Features Included in Home

1. 8 ft. deep porch with 6" x 6" boxed posts and wood railing
2. Louvered shutters on front elevation
3. Sidelights each side of front door
4. Second floor laundry
5. Double sinks in main bath vanity
6. Optional master bath
7. 8 ft. doorwall off nook