

# **2017 Rodeo Queen Pageant Study Guide**



## About the Professional Rodeo Cowboys Association

The Professional Rodeo Cowboys Association (PRCA), headquartered in Colorado Springs, Colo., is the largest and oldest rodeo-sanctioning body in the world. The recognized leader in professional rodeo, the PRCA is committed to maintaining the highest standards in the industry in every area, from improving working conditions for contestants and monitoring livestock welfare to boosting entertainment value and promoting sponsors. The PRCA also proudly supports youth rodeo with educational camps and financial assistance to young standouts preparing to enter the professional ranks, as well as supporting allied organizations such as Tough Enough to Wear Pink, Miss Rodeo America, the American Quarter Horse Association and the ProRodeo Hall of Fame.

Annually, the PRCA sanctions about 600 of the most elite multiple-event rodeos on the continent, in 37 states and three Canadian provinces – the cream of the crop among thousands of rodeo-related events that take place each year in North America. As a membership-driven organization, the PRCA works to ensure that every event it sanctions is managed with fairness and competence and that the livestock used is healthy and cared for to the highest standards. Here are some key facts about participants in ProRodeo and the PRCA:

**Fans.** ProRodeo attracts about 30 million fans, many of whom attend PRCA-sanctioned rodeos around the country annually. According to the Sports Business Daily, rodeo is seventh in overall attendance for major sporting events, ahead of golf and tennis. Fans can follow professional rodeo all year long through the PRCA's television coverage on Great American Country and the Pursuit channel, the PRCA's ProRodeo Sports News and ProRodeo.com as well as other rodeo-related media outlets.

**Competition.** Unlike most other professional sports, where contestants are paid salaries regardless of how well they do at a particular competition, cowboys generally pay to enter each rodeo. If they place high enough to win money, they probably make a profit, but if they don't, they've actually lost their entry fee and any travel expenses, so every entry is a gamble pitting the chance for loss and physical injury against the chance for financial windfalls and athletic glory. Also unlike most sanctioned professional sports, the hundreds of "playing fields" –

rodeo arenas – of PRCA-sanctioned rodeos vary widely by locale. The size, shape, perimeter and roof/open top of an arena, as well as the chute configuration, greatly affect times for timed events and, to a lesser extent, scores for roughstock events. The differences are so significant that some timed-event cowboys own different horses for different types of arenas. For that reason, the most fair way to measure cowboys' success in competition across the varied settings is by earnings. The total payout at PRCA rodeos in 2010 was \$39,870,303 – a \$2 million increase from 2009.

**Cowboys.** The PRCA's membership includes more than 7,000 cowboys and performers (including permit holders and contract personnel), the largest segment of the association's membership – more than 5,300 of who are actively competing. This membership segment includes a full range of contestants, from cowboys who compete in professional rodeo for a living, crisscrossing the country with their own horses or equipment, as well as those who work at other jobs during the week and compete in nearby rodeos on the weekends. The PRCA includes two \$3 million earners and more than 80 million-dollar earners, yet most of its competing members participate in fewer than 30 rodeos each year. Read more about individual athletes in the ProRodeo Cowboys chapter of this book.

**Permit system.** Cowboys who want to apply for membership in the PRCA must first obtain a permit card and then earn at least \$1,000 at PRCA-sanctioned rodeos; there is no time limit to "fill the permit." Money won under a permit card counts toward circuit standings, but not toward world standings or rookie standings. World champions. "World Champion" is the most coveted title in ProRodeo. The sport's world champions are crowned at the conclusion of the Wrangler National Finals Rodeo, based on total season earnings at PRCA rodeos across the continent, including monies earned at the Wrangler NFR (see the next section of this chapter). The PRCA crowns eight world titlists, each of whom receives a gold buckle and a specially crafted trophy saddle. The eight 2010 PRCA world champions had season earnings ranging from \$101,685 to a record \$507,921 for Trevor Brazile, who won three world titles that year. Read more about the reigning world champions in the 2010 World Champions chapter of this book.

**Stock contractors.** All PRCA rodeo events involve livestock, and the care of those animals falls to the stock contractors who buy or breed them, raise them, feed them, watch over them, provide medical care when necessary, and transport them safely between rodeos and their home pastures. PRCA stock contractors agree to follow more than 60 rules providing for the care and humane treatment of livestock — the toughest standards in the industry — and constantly look for ways to improve their husbandry, knowing that best practices produce top-performing livestock. Read more in the PRCA and Livestock Welfare section of this chapter. **Judges.** There are at least two judges at every PRCA rodeo who have attended judging seminars and are trained to ensure that all rules of competition and livestock welfare are followed. During the timed events, each judge has a different role; during the roughstock events, the judges try to be on opposite sides of the animal and cowboy to watch foot and spur position, among other scored aspects of a ride that can be different on the two sides.

**Contract personnel.** The noncontestant personnel working a rodeo include the bullfighters, who help bull riders escape from powerful rodeo bulls; the barrelmen, clowns and specialty acts, who entertain the crowds; pickup men, who help bareback and saddle bronc riders dismount, then prepare and assist bucking stock to leave the arena; announcers, who call the action; arena secretaries, who handle extensive administrative duties; and timers, who operate the clocks for timed and roughstock events. Read more about some of these types of contract personnel in the Announcers, Clowns/Bullfighters/Barrelmen and Specialty Acts chapters of this book.

**Committees.** Local rodeo committees organize the PRCA-sanctioned rodeos held across the continent. Most are run by dedicated groups of volunteers who make the rodeos work from behind the scenes, procuring local sponsors for events, awards and programs; setting up safe facilities; staffing various functions and making the contestants and attendees feel at home. Many PRCA rodeos are highly involved in their communities in both service and fund-raising areas.

**Charities.** PRCA-sanctioned rodeos annually raise many millions of dollars for local and national charities, from college scholarships for local students to the national Tough Enough to Wear Pink campaign

against breast cancer.

**FanZone.** The ProRodeo FanZone is the official fan club of the PRCA. Among the many membership benefits: access to an exclusive Web site with blogs, a forum, a photo gallery and a behind-the-scenes look at the world of ProRodeo; exclusive quarterly contests and giveaways for members only; and a welcome package containing a FanZone koozie, hat pin, lanyard and personalized membership card as well as items from PRCA national sponsors. Learn more at [ProRodeoFanZone.com](http://ProRodeoFanZone.com).

**Sponsors.** The PRCA's loyal national sponsors support all aspects of rodeo, from entire events like the Wrangler National Finals Rodeo, the Ram National Circuit Finals Rodeo (formerly the Dodge National Circuit Finals Rodeo) and the Justin Boots Playoffs and Championships to the Montana Silversmiths gold buckles awarded to world champions each year. Read more in the PRCA National Partners chapter of this book. Sponsors help defray the costs of producing rodeos and support contestants in their efforts to climb the ranks of ProRodeo.

**Demographics.** The PRCA's nearly 4 million loyal attendees across the U.S are about 49 percent male and 51 percent female; 63 percent have household income of \$50,000 or more and 50 percent have children in the household. In surveys, 81 percent report that they have had a soft drink in the previous 30 days, 50 percent have had a beer in the previous 30 days and 95 percent have eaten at a fast food restaurant in the previous 30 days. ProRodeo fans come from all walks of life, but as a group, they are demographically similar to NASCAR fans, and are likely to also enjoy hunting, fishing and camping. [ProRodeo.com](http://ProRodeo.com). The PRCA maintains a website with the latest news stories, cowboy blogs, world standings, rodeo results, cowboy and livestock bios, and tons of other information. The PRCA also has a Facebook presence. Read more on page 7.

**Television.** The PRCA showcases the world's best cowboys by televising the sport's premier events, including the Wrangler Million Dollar Gold Tour presented by Justin Boots, the Justin Boots Playoffs and Championships, Ram National Circuit Finals Rodeo, All American ProRodeo Finals, Champions Challenge, PRCA Xtreme Bulls Tour and the world-renowned Wrangler National Finals Rodeo on Great American Country (DISH Network 165, DirecTV 326).

# **A brief history of the Professional Rodeo Cowboys Association**

Legend has it that rodeo was born on July 4, 1869 when two groups of cowboys from neighboring ranches met in Deer Trail, CO, to settle an argument over who was the best at performing everyday ranching tasks. That competition is considered to be the first rodeo which evolved into rodeo as we know it today.

Today's professional rodeo cowboy is a bit different from his 1800s predecessor, but the ideals and showmanship and hard work are still valued by today's competitors. A cowboy's standing in the rodeo community is still dependent on his skill with a rope or his ability to ride a bucking animal. The cowboy code still dictates that a cowboy ought to help his fellow competitors, even though they might be competing for the same paycheck.

While some things have changed since the last century, most of the changes have been for the better.

Now the cowboy travels much of the time in custom-made rigs or flies from one rodeo to another either by commercial airline or charter plane.

Marketing and business acumen have become as crucial as roping, wrestling or riding skills. Cowboys are competing for more money than ever before.

Even if a PRCA member doesn't have the inclination to spend more than 200 days a year on the road in search of a berth in the Wrangler National Finals Rodeo - the sport's championship - he can participate in one of many rodeos close to home each year. Over 600 are held throughout the country year-round, from small town venues to arenas in Las Vegas.

The Professional Rodeo Cowboys Association (PRCA) was created almost by accident in 1936 when a group of

cowboys walked out of a rodeo at the Boston Gardens to protest the actions of rodeo promoter W.T. Johnson, who refused to add the cowboys' entry fees to the rodeo's total purse.

Johnson finally gave in to the cowboys' demands, and the successful "strike" led to the formation of the Cowboys' Turtle Association.

The cowboys chose that name because, while they were slow to organize, when push finally came to shove, they weren't afraid to stick their necks out to get what they wanted.

In 1945, the Turtles changed their name to the Rodeo Cowboys Association, and in 1975, the organization became the PRCA.

The PRCA staff consists of about 70 full-time employees, but grows to nearly 100 during the peak rodeo season. The PRCA headquarters, established in 1979 in Colorado Springs also houses the Pro Rodeo Hall of Fame and Museum of the American Cowboy.

## **About the PRCA Circuit System**

The Wrangler National Finals Rodeo is the premier event in rodeo, and contestants who make it there often get the majority of rodeo headlines. Yet there are many top cowboys who never make it to Las Vegas. The reasons are as varied as the contestants, but for most, the responsibilities of home, jobs or businesses keep them tied to a specific geographic region.

In other words, not everyone can, or wants to, travel thousands of miles each year for a chance at a gold buckle at the Wrangler NFR, but rodeo is still in their blood and they are driven to compete professionally. These contestants make up the majority of the Professional Rodeo Cowboys Association's membership. Enter the PRCA's regional circuit system and its championship, the Ram National Circuit Finals Rodeo (RNCFR), formerly known as the Dodge National Circuit Finals Rodeo (DNCFR).

In 1975, the PRCA created a format that breaks up the United States into

12 circuits. Those circuits include as few as one state, such as the California, Texas and Montana Circuits, to as many as 13 states – the First Frontier Circuit in the northeastern part of the country. In 1987, the circuit system was incorporated, and Dodge became the title sponsor of all 12 circuit finals rodeos and the Dodge National Circuit Finals Rodeo. In 2010, the Dodge brand rodeo initiative went to the newly formed Ram Series of the Chrysler Group. Ram has title sponsorship of all 12 PRCA Circuit Finals Rodeos and, beginning in 2012, the Ram National Circuit Finals Rodeo (RNCFR).

As the regular season ends, top competitors from each event qualify to compete in their circuit finals rodeos – several of which set attendance records in 2011. Champions from those rodeos, as well as the year-end winners from each circuit, are then invited to Oklahoma City to vie for RNCFR championships. This year's RNCFR is April 4-6, 2013.

Each contestant can compete inside and outside of his circuit throughout the year; his earnings count toward the world standings no matter where the rodeo was, but only the points he earns at rodeos within the circuit he designates at the beginning of the season are applied toward his place in the circuit standings. (Money earned at the regional circuit finals, Ram National Circuit Finals Rodeo and All American ProRodeo Finals, presented by Pendleton Whisky, does not count toward world standings.)

The tournament-style RNCFR determines the national circuit champions in each event. The competition produces exciting challenges for the athletes and vivid entertainment for the fans. All 24 qualifiers from the 12 circuits compete in the two preliminary rounds of the rodeo. The top eight contestants from each event advance to the semifinal round, with all previous scores and times thrown out. The top four move on to the final round, a sudden-death competition that determines the national circuit champion in each event. Because the top four contestants begin that final round with a clean slate, each one has an equal opportunity to claim a RNCFR title.

Event winners each receive a \$20,000 voucher toward a new Ram Truck in addition to their winnings.



# PRCA Rodeo 101

Professional rodeo action consists of two types of competitions - roughstock events and timed events - and an all-around cowboy crown.

In the roughstock events bareback riding, saddle bronc riding and bull riding a contestant's score is equally dependent upon his performance and the animal's performance. To earn a qualified score, the cowboy, while using only one hand, must stay aboard a bucking horse or bull for eight seconds. If the rider touches the animal, himself or any of his equipment with his free hand, he is disqualified.

In saddle bronc and bareback riding, a cowboy must "mark out" his horse; that is, he must exit the chute with his spurs set above the horse's shoulders and hold them there until the horse's front feet hit the ground after the initial jump out of the chute. Failing to do so results in disqualification.

During the regular season, two judges each score a cowboy's qualified ride by awarding 0 to 25 points for the rider's performance and 0 to 25 points for the animal's effort. The judges' scores are then combined to determine the contestant's score. A perfect score is 100 points.

In timed events steer wrestling, team roping, tie-down roping, barrel racing and steer roping; cowboys and cowgirls at "the other end of the arena" compete against the clock, as well as against each other. A contestant's goal is to post the fastest time in his or her event. In steer wrestling and the roping events, calves and steers are allowed a head start. The competitor, on horseback, starts in a three-sided fenced area called a box. The fourth side opens into the arena.

A rope barrier is stretched across that opening and is tied to the calf or steer with a breakaway loop. Once the calf or steer reaches the head-start point - predetermined by the size of the arena - the barrier is automatically released. If a cowboy breaks that barrier, a 10-second penalty is added.

# **Bareback Riding**

Bareback riders endure more abuse, suffer more injuries and carry away more long-term damage than all other rodeo cowboys.

To stay aboard the horse, a bareback rider uses a rigging made of leather and constructed to meet PRCA safety specifications. The rigging, which resembles a suitcase handle on a strap, is placed atop the horse's withers and secured with a cinch.

Bareback riding has been compared to riding a jackhammer with one hand. Jason Jeter can probably attest to that definition. As the bronc and rider burst from the chute, the rider must have both spurs touching the horse's shoulders until the horse's feet hit the ground after the initial move from the chute. This is called "marking out." If the cowboy fails to do this, he is disqualified.

As the bronc bucks, the rider pulls his knees up, rolling his spurs up the horse's shoulders. As the horse descends, the cowboy straightens his legs, returning his spurs over the point of the horse's shoulders in anticipation of the next jump.

Making a qualified ride and earning a money-winning score requires more than just strength. A bareback rider is judged on his spurring technique, the degree to which his toes remain turned out while he is spurring and his willingness to take whatever might come during his ride.

It's a tough way to make a living, all right. But, according to bareback riders, it's the cowboy way.

# **Steer Wrestling**

Speed and strength are the name of the game in steer wrestling. In fact, with a world record sitting at 2.4 seconds, steer wrestling is the quickest event in rodeo.

The objective of the steer wrestler, who is also known as a "bulldogger," is to use strength and technique to wrestle a steer to the ground as quickly as possible.

That sounds simple enough.

Here's the catch: the steer generally weighs more than twice as much as the cowboy and, at the time the two come together, they're both often traveling at 30 miles per hour. Speed and precision, the two most important ingredients in steer wrestling, make bulldogging one of rodeo's most challenging events.

As with tie-down and team ropers, the bulldogger starts on horseback in a box. A breakaway rope barrier is attached to the steer and stretched across the open end of the box. The steer gets a head start that is determined by the size of the arena. When the steer reaches the advantage point, the barrier is released and the bulldogger takes off in pursuit. If the bulldogger breaks the barrier before the steer reaches his head start, a 10-second penalty is assessed.

A perfect combination of strength, timing and technique are necessary for success in the lightning-quick event of steer wrestling. In addition to strength, two other skills critical to success in steer wrestling are timing and balance.

When the cowboy reaches the steer, he slides down and off the right side of his galloping horse, hooks his right arm around the steer's right horn, grasps the left horn with his left hand and, using strength and leverage, slows the animal and wrestles it to the ground. His work isn't complete until the steer is on its side with all four feet pointing the same direction. That's still not all there is to it.

To catch the sprinting steer, the cowboy uses a "hazer," who is another mounted cowboy who gallops his horse along the right side of the steer and keeps it from veering away from the bulldogger.

The efforts of the hazer can be nearly as important as those of the steer wrestler. For that reason, and the fact that he sometimes supplies the bulldogger with a horse, the hazer often receives a fourth of the payoff.

# Team Roping

Team roping, the only true team event in ProRodeo, requires close cooperation and timing between two highly skilled ropers - a header and a heeler - and their horses. The event originated on ranches when cowboys needed to treat or brand large steers and the task proved too difficult for one man.

The key to success? Hard work and endless practice. Team roping partners must perfect their timing, both as a team and with their respective horses.

Similar to tie-down ropers and steer wrestlers, team ropers start from the boxes on each side of the chute from which the steer enters the arena. The steer gets a head start determined by the length of the arena.

Team ropers such as spend long hours perfecting their timing with each other and their horses. One end of a breakaway barrier is attached to the steer and stretched across the open end of the header's box. When the steer reaches his advantage point, the barrier is released, and the header takes off in pursuit, with the heeler trailing slightly further behind. The ropers are assessed a 10-second penalty if the header breaks the barrier before the steer completes his head start. Some rodeos use heeler barriers too.

The header ropes first and must make one of three legal catches on the steer; around both horns, around one horn and the head or around the neck. Any other catch by the header is considered illegal and the team is disqualified. After the header makes his catch, he turns the steer to the left and exposes the steer's hind legs to the heeler. The heeler then attempts to rope both hind legs. If he catches only one foot, the team is assessed a five-second penalty. After the cowboys catch the steer, the clock is stopped when there is no slack in their ropes and their horses face one another.

Another important aspect to the event is the type of horses used by the ropers. The American quarter horse is the most popular among all timed-event competitors, particularly team ropers. Heading horses generally are taller and heavier because they need the power to turn the

steer after it is roped. Heeling horses are quick and agile, enabling them to better follow the steer and react to its moves.

## **Saddle Bronc Riding**

Saddle bronc riding is rodeo's classic event, both a complement and contrast to the wilder spectacles of bareback riding and bull riding. This event requires strength to be sure, but the event also demands style, grace and precise timing.

Saddle bronc riding evolved from the task of breaking and training horses to work the cattle ranches of the Old West. Many cowboys claim riding saddle broncs is the toughest rodeo event to master because of the technical skills necessary for success.

Every move the bronc rider makes must be synchronized with the movement of the horse. The cowboy's objective is a fluid ride, somewhat in contrast to the wilder and less-controlled rides of bareback riders.

Dan Erickson shows the form and technique that have made him a Wrangler NFR qualifying saddle bronc rider. One of the similarities shared by saddle bronc and bareback riding is the rule that riders in both events must mark out their horses on the first jump from the chute. To properly mark out his horse, the saddle bronc rider must have both heels touching the animal above the point of its shoulders when it makes its first jump from the chute. If the rider misses his mark, he receives no score.

While a bareback rider has a rigging to hold onto, the saddle bronc rider has only a thick rein attached to his horse's halter. Using one hand, the cowboy tries to stay securely seated in his saddle. If he touches any part of the horse or his own body with his free hand, he is disqualified.

Judges score the horse's bucking action, the cowboy's control of the horse and the cowboy's spurring action. While striving to keep his toes turned outward, the rider spurs from the points of the horse's shoulders to the back of the saddle. To score well, the rider must maintain that

action throughout the eight-second ride. While the bucking ability of the horse is quite naturally built into the scoring system, a smooth, rhythmic ride is sure to score better than a wild, uncontrolled effort.

## **Tie-Down Roping**

As with saddle bronc riding and team roping, the roots of tie-down roping can be traced back to the working ranches of the Old West. When calves were sick or injured, cowboys had to rope and immobilize them quickly for veterinary treatment. Ranch hands prided themselves on the speed with which they could rope and tie calves, and they soon turned their work into informal contests.

As the event matured, being a good horseman and a fast sprinter became as important to the competitive tie-down roper as being quick and accurate with a rope.

Today, the mounted cowboy starts from a box, a three-sided fenced area adjacent to the chute holding the calf. The fourth side of the box opens into the arena.

A cowboy's success in tie-down roping depends in large part on the precise teamwork between him and his horse. The calf receives a head start that is determined by the length of the arena. One end of a breakaway rope barrier is looped around the calf's neck and stretched across the open end of the box. When the calf reaches its advantage point, the barrier is released. If the roper breaks the barrier before the calf reaches its head start, the cowboy is assessed a 10-second penalty.

The horse is trained to come to a stop as soon as the cowboy throws his loop and catches the calf. The cowboy then dismounts, sprints to the calf and throws it by hand, a maneuver called flanking. If the calf is not standing when the cowboy reaches it, he must allow the calf to get back on its feet before flanking it. After the calf is flanked, the roper ties any three legs together with a pigging string - a short, looped rope he clenches in his teeth during the run.

While the contestant is accomplishing all of that, his horse must pull back hard enough to eliminate any slack in the rope, but not so hard as to drag the calf.

When the roper finishes tying the calf, he throws his hands in the air as a signal that the run is completed. The roper then remounts his horse, rides forward to create slack in the rope and waits six seconds to see if the calf remains tied. If the calf kicks free, the roper receives no time.

## **Bull Riding**

Rodeo competition, in the beginning, was a natural extension of the daily challenges cowboys confronted on the ranch - roping calves and breaking broncs into saddle horses.

Bull riding, which is intentionally climbing on the back of a 2,000-pound bull, emerged from the fearless and possibly fool-hardy nature of the cowboy. The risks are obvious. Serious injury is always a possibility for those fearless enough to sit astride an animal that literally weighs a ton and is usually equipped with dangerous horns.

Regardless, cowboys do it, fans love it and bull riding ranks as one of rodeo's most popular events.

Bull riding is dangerous and predictably exciting, demanding intense physical prowess, supreme mental toughness and courage. Like bareback and saddle bronc riders, the bull rider may use only one hand to stay aboard during the eight-second ride. If he touches the bull or himself with his free hand, he receives no score. But unlike the other roughstock contestants, bull riders are not required to mark out their animals. While spurring a bull can add to the cowboy's score, riders are commonly judged solely on their ability to stay aboard the twisting, bucking mass of muscle.

Size, agility and power create a danger that makes bull riding a crowd favorite everywhere. Balance, flexibility, coordination, quick reflexes and, perhaps above all, a strong mental attitude are the stuff of which good bull riders are made.

To stay aboard the bull, a rider grasps a flat braided rope, which is

wrapped around the bull's chest just behind the front legs and over its withers. One end of the bull rope, called the tail, is threaded through a loop on the other end and tightened around the bull. The rider then wraps the tail around his hand, sometimes weaving it through his fingers to further secure his grip.

Then he nods his head, the chute gate swings open, and he and the bull explode into the arena.

Every bull is unique in its bucking habits. A bull may dart to the left, then to the right, then rear back. Some spin or continuously circle in one spot in the arena. Others add jumps or kicks to their spins, while others might jump and kick in a straight line or move side to side while bucking.

## **Barrel Racing**

In barrel racing, the contestant and her horse enter the arena at full speed. As they start the pattern, the horse and rider trigger an electronic eye that starts the clock. Then the racer rides a cloverleaf pattern around three barrels positioned in the arena, and sprints back out of the arena, tripping the eye and stopping the clock as she leaves. The contestant can touch or even move the barrels, but receives a five second penalty for each barrel that is overturned. With the margin of victory measured in hundredths of seconds, knocking over one barrel spells disaster. Barrel Racing that is done at PRCA Rodeos is sanctioned through WPRA (Women's Professional Rodeo Association).

## **All-Around**

The PRCA world all-around champion is considered by many the most talented and versatile cowboy in the sport. The PRCA Cowboy who wins the most prize money in a year while competing in at least two events, earning a minimum of \$3,000 in each event, wins the world all-around championship.



# **PRCA Commitment**

**PRCA Commitment** The Professional Rodeo Cowboys Association (PRCA) is deeply committed to the proper care and treatment of the livestock used in rodeo. The Livestock Welfare Program is extensive and covers many aspects including livestock care standards, education, research, outreach and government relations.

## **Goals of the PRCA Livestock Welfare Program:**

- Insure the proper care and handling of livestock at PRCA sanctioned rodeos.
- Network with other rodeo and animal use groups to encourage similar programs.
- Educate PRCA membership regarding animal welfare/animal rights.
- Address legislative proposals that would affect rodeo.
- Provide factual information to the general public, media and elected officials regarding rodeo livestock.

## **As an association, the PRCA has:**

- established rules and regulations governing livestock welfare,
- created an animal welfare committee to assist in the association's efforts to ensure proper care of livestock,
- conducts regular livestock welfare surveys to identify successful practices and areas for improvement,
- educates its membership regarding best practices for livestock handling,
- monitors compliance with its animal welfare rules and regulations,
- educates the public and elected officials about the care provided to rodeo livestock,
- networks with other organizations about best livestock practices and policies,
- employs a director of livestock welfare to coordinate all efforts relating to care and handling of livestock at PRCA-sanctioned events, and
- employs a livestock welfare superintendent to proactively work

with rodeo committees, stock contractors, contestants and veterinarians to ensure all livestock at PRCA rodeo are being handled properly.

- recognizes veterinarian's contribution to the welfare of rodeo livestock with a new award program titled "PRCA Veterinarian of the Year" to be awarded at the National Finals Rodeo each year.

## **PRCA Livestock Welfare Rules**

The PRCA has more than 60 rules to ensure the proper care and treatment of rodeo animals included in its official rules and regulations. While the rules and regulations are too numerous to list here, several of the safeguards for the proper treatment of animals in the rules and regulations are listed below. For a complete list of the rules and regulations dealing with the proper care and treatment of animals, please send your request to PRCA Animal Welfare Coordinator, PRCA, 101 Pro Rodeo Drive, Colorado Springs, CO 80919.

- A veterinarian must be on-site at all PRCA-sanctioned rodeos.
- All animals are inspected and evaluated for illness, weight, eyesight and injury prior to the rodeo, and no animals that are sore, lame, sick or injured are allowed to participate in the event.
- Acceptable spurs must be dull.
- Standard electric prods may be used only when necessary and may only touch the animal on the hip or shoulder area.
- Stimulants and hypnotics may not be given to any animal to improve performance.
- Any PRCA member caught using unnecessary roughness or abusing an animal may be immediately disqualified from the rodeo and fined. This holds true whether it is in the competitive arena or elsewhere on the rodeo grounds.
- Weight limitations are set for both calves (between 220 and 280 pounds) and steers (450-650 pounds).
- The flank straps for horses are fleece- or neoprene-lined and those for bulls are made of soft cotton rope and may be lined with fleece or neoprene.
- Steers used in team and steer roping have a protective covering placed around their horns.
- The use of prods and similar devices is prohibited in the riding

events unless an animal is stalled in the chute.

- A no-jerk-down rule provides for fines if a contestant jerks a calf over backwards in tie-down roping.
- All rodeos must have a conveyance available to humanely transport any injured animal.
- Chutes must be constructed with the safety of the animals in mind.

## **Professional Judges**

Professional judges officiate every PRCA rodeo. Their responsibilities also include making sure the animals receive proper care and treatment. Judges who are aware of animal abuse by any PRCA member are required to report the violator to the PRCA infractions department.

Violators may be disqualified on the spot and fined by the PRCA.

"We have the backing when we turn someone in," said judge Larry Davis of Adrian, Ore. "That's really important."

Not everyone can become a PRCA judge. PRCA members interested in becoming a PRCA judge undergo extensive training in the skills needed to evaluate livestock and to judge rodeo, as well as several other areas. To become approved, judges undergo testing of their knowledge of animal evaluations and the rodeo.

In addition, PRCA rodeo judges undergo continued training and evaluation to ensure their skills are sharp and that they are enforcing PRCA rules, especially those regarding the care and handling of rodeo livestock.

PRCA judge George Gibbs of Maxwell, Iowa, emphasizes that most rodeo livestock are treated well. If he thinks an animal is being mistreated, he and his colleagues won't hesitate to report the violation.

"I know I can speak for all the judges," Gibbs said. "We take it seriously. One of our most important responsibilities is to make sure that rodeo is done humanely."

Mistreatment of animals at PRCA rodeos is virtually non-existent, according to the judges. Everyone involved in professional rodeo makes an effort to ensure that the animals are treated well.

# **PRCA Rodeo Equipment**

## **What is a Flank Strap?**

The flank strap is a fleece-lined strip of leather placed behind the horse's rib cage in the flank area. PRCA rules strictly regulate the use of the strap, which must have a quick-release buckle. Sharp or cutting objects are never placed in the strap. Veterinarians have testified that the flank strap causes no harm to the animals.

"I've never seen or heard of any damage caused by a flank strap, and as for the argument that it covers the genitals, that's impossible," said Dr. Susan McCartney, a Reno, Nev., veterinarian who specializes in large animal care. Also, the horse's kidneys are protected by its ribs, and the flank strap does not injure internal organs. So, if not for the flank strap, why do horses buck? The answer is simple: instinct. It has to be in a horse's nature to buck, and a horse that is not inclined to buck cannot be forced to do so with the use of a flank strap. "These are not animals that are forced to buck and perform out in the arena," said Dr. Eddie Taylor, the attending veterinarian for La Fiesta de los Vaqueros, a PRCA-sanctioned rodeo in Tucson, Ariz. "They thoroughly enjoy what they are doing."

## **Do rodeo cowboys use spurs during arena competition?**

Dull spurs are used in professional rodeo's three riding events (bareback riding, saddle bronc riding and bull riding). Spurs that meet PRCA guidelines have blunt rowels (the star-shaped wheel on spurs) that are about one-eighth of an inch thick, so they can't cut the animals. The rowels must be loose so they will roll over the horse's hide. Bull riding spurs have dull, loosely locked rowels to provide more grip on the animals' thick loose hide.

Sources, including Sisson's "Anatomy of the Domestic Animal" and Maximow and Bloom's "Textbook of Histology," indicate that the hides of horses and bulls are much thicker than human skin. A person's skin is one to two millimeters thick, while a horse's hide is about five

millimeters thick and bull hide is about seven millimeters thick. The animals' thick hides resist cutting or bruising, and the spurs used at PRCA rodeos usually only ruffle the animals' hair.

### **What is a cattle prod?**

The cattle prod is a device developed by the cattle industry to move livestock. Use of the prod has become one of the most universally accepted and humane methods of herding animals on ranches, in veterinary clinics, and, on occasion, at professional rodeos. The PRCA also regulates the use of prods. PRCA rules require that the prod be used as little as possible and that the animal be touched only on the hip or shoulder area.

Powered solely by flashlight batteries, the prod produces 5,000 to 6,000 volts of electricity, but virtually no amperage. And because amperage — not voltage — causes burns, the prod causes a mild shock, but no injury.

"There are two distinct types of cattle prods," said Dr. Jeffrey O. Hall, DVM, Logan, Utah. "The first is basically a stick or a pole-type device that is used to prompt movement by nudging animals with this device. This type of prod is not harmful to animals, as it is basically to get the animal's attention in order to provoke movement."

"The second type of prod is electric. An electric prod provides a low current shock to induce the movement of the animals. This type of prod does not harm the animals, as it provides a mild electrical shock sensation that leaves no prolonged effects."

# Meet Miss Rodeo America

## Lisa Lageschaar, MISS RODEO AMERICA 2017



**Lisa Lageschaar** from Pickton, Texas was crowned Miss Rodeo America 2017 at the MGM Grand, Las Vegas. Lisa has a Masters of Education in Agricultural Services and Development from Stephen F. Austin State University. As a member of the American Quarter Horse Association and Texas Cattle Women, Lisa is passionate about agriculture and the western lifestyle.

Lisa has been an active member in her community, giving back to the local youth through programs like Future Farmers of America and 4-H. She has mentored many students on public speaking, veterinary science, floriculture,

horse evaluation, livestock judging and more.

Being a positive example is important to Lisa and this belief is what lead her to pursue her chosen profession as an educator. Not only does she teach on the importance of agriculture as it relates to our future, but she also strives to instill values like humility, hard work, and integrity. When time allows Lisa enjoys participating in team roping, barrel racing, and working on the family dairy farm.

“As a first generation American, and someone who did not come from an equestrian background, I quickly found a way into the equine industry. Through my experience and education I have evolved into a woman who is passionate about horses, rodeo, agriculture, and the western way of life. I was not chosen by this lifestyle, but I chose to make it my lifestyle. The equine and agriculture industries have brought me more joy and happiness than I could have ever imagined, and it is my calling to give back to the industries that have given me everything by serving as an enthusiastic, proud representative. As Miss Rodeo America I will be able to serve as a spokeswoman on a larger scale, as a living example of how it doesn’t matter

where someone comes from or what their circumstances are – anyone can accomplish anything they put their mind to.”

The Miss Rodeo America organization is excited to work with Lisa for the next year while she is traveling the United States as the official representative of the Professional Rodeo Cowboys Association.

## **Miss Rodeo California 2017**

### **Miss Brittney Phillips**



Brittney is a 23 year old student, working professional and Barrel Racer born and raised in Ramona, California. She attended Grossmont College, pursuing of a minor in Communications. Her plan is to attend the Fashion Institute of Design and Merchandising to attain a Bachelor of Arts in Marketing and Merchandising. Brittney began barrel racing at a young age and has found another passion – Being a representative for the sport of Professional Rodeo. She competed in her first pageant in 2009 and has since represented various rodeos and communities. On her

horizon, she presses to finish her education, obtain the title of Miss Rodeo California, and barrel race on a professional level.



# Miss Rodeo USA 2017

## *Brittany Howard*

Miss Sunbelt Rodeo Queen

Hometown: Slaughters, KY

Age: 24



Miss Rodeo USA is a prestigious title that I am prepared to accept and become the face of the International Professional Rodeo Association. Along with being the face of rodeo, I know I could proudly represent the sport of rodeo and agricultural way of life in the most professional manner. I believe that a rodeo queen should possess certain characteristics of excellence that are nonnegotiable: integrity, honesty, ethical, moral, and joyful. These, and others, are virtues I have cultivated as a result of my family, my background, and my experiences

that I will carry with me and encourage in others as Miss Rodeo USA 2017.



## **Previous Miss Rodeo Valley Center Queens**

**2004 Mackenzie Cayford**

**2005 Cara Ouellette**

**2006 Kohlby Rockenmacher**

**2007 Jessica Simonsen**

**2008-2010 Meagan Glennie**

**2011 Caitlin Smith**

**2012-2013 Allie McCall**

**2014 Renee Terbush**

**2015 Bridgette LaHaye**

**2016 Aubrey Yates**



**2016 Valley Center Rodeo Queen Aubrey Yates, Junior Queen  
Hannah Dickerson, Young Miss Vianette Garcia,  
Little Miss Jayden Soliz**



The Valley Center Stampede Rodeo & Festival is sponsored by the Valley Center Optimist Club. The rodeo is now in its 16th year of bringing quality rodeo entertainment to our town and the neighboring communities of North San Diego County. It is held in conjunction with other community events celebrating Valley Center's western and equestrian heritage.

The 2017 Stampede Rodeo & Festival will kick-off on Friday night May 26<sup>th</sup> at the Community Center and continue through Sunday, May 28<sup>th</sup>. On Saturday, May 27<sup>th</sup> the grounds will reopen following our town's historic parade, which takes place along Valley Center Road (between Cole Grade Rd and Lilac Rd). Parade contestants and spectators can follow the parade straight to the Stampede Rodeo & Festival grounds!

The Festival caters to rodeo fans with plenty of vendors, western arts & crafts, food booths, live bands, a horseshoe tournament, beer gardens and more. After enjoying the festival, the community is invited to head to the rodeo grandstands for a full rodeo event lineup, followed by a live band and dancing on both Friday and Saturday.

The Stampede Rodeo & Festival is made possible through the efforts of hardworking volunteers and generous donations made by area sponsors. In fact, the Stampede Rodeo is one of only a few remaining non-profit rodeos in the nation. Rodeo Chairwoman Joyce Holmes, Festival Chairman Ron Johnson, the Rodeo Committee, and members of the VC Optimist Club work year-round to make the rodeo possible.

The Rodeo Committee and VC Optimist Club are dedicated to bringing good family fun to our community through a quality rodeo with events for the youth including Mutton Bustin', Junior Barrels, and a Calf Scramble. Proceeds from the event will go to the Valley Center Optimist Club, which in turn supports youth programs in our area such as 4-H, Future Farmers of America, Boy Scouts, VCHS Drama Club, VCP Music Boosters, an annual Christmas Giving Tree that provides gifts to over 100 less fortunate children, youth athletic programs and so many more.

Come join us this Memorial Day weekend and celebrate our western heritage!

# **2017 Valley Center Stampede Rodeo**

**May 26-28, 2017**

28246 Lilac Road, Valley Center, CA 92082 (location may change)

Schedule of events:

**Friday May 26th** Gates open at 5:00 p.m. Rodeo begins at 7:00 p.m.

**Saturday May 27th** Parade begins at 10:00 a.m. Gates open at 12:00 noon Rodeo starts at 4:00 p.m.

## **Sponsors**

The Valley Center Stampede relies on the generous donations of funding, goods and services from area businesses to keep the program affordable for our families. Be sure to support those who support us!

Check [www.VCStampede.com](http://www.VCStampede.com) for a list of Sponsors.

# **History of Valley Center**

Valley Center, California, is an unincorporated rural community in northern San Diego County with a population of approximately 25,000. The town covers about 100 square miles. Much of it is in agriculture.

## **A brief history:**

The earliest known documented reference to the North American Indians living in the region is in a diary by a Franciscan missionary who explored the area for the San Diego Mission in 1795.

In 1845, Rancho Guejito was established. This historic site dates from the era when California was part of Mexico. It is the only rancho among 800 original ranchos still in existence with its boundaries intact.

In 1862, homesteaders came to Valley Center after President Lincoln signed the Homestead Act permitting newcomers to claim 160 acres of land for a nominal filing fee.

## **The bear incident of 1866:**

The name Bear Valley or Bear Valley Township was commonly used to describe the area from 1866 when the largest California Grizzly Bear ever captured was taken in the town. It weighed 2,200 pounds. Before that incident, the town had no official name. The town name was changed in 1874 to Valley; in 1878, to Valley Centre; and, in 1887, to Valley Center.

## **A town gets a name**

Valley Center was the site of the capture of the largest California Grizzly Bear in history. In 1866, a grizzly weighing 2,200 pounds was killed in the area. Although the town had been settled in 1845 and homesteaded in 1862, it had no formal name until the famous 1866 bear incident. The notoriety surrounding the event gave Valley Center its original name of Bear Valley. The name was subsequently changed to Valley in 1874, to Valley Centre in 1878 and, finally, to Valley Center in 1887.

## **The legend of the great bear**

A giant grizzly bear, which had been threatening both man and cattle, was killed near the home of James and Ada Lovett in 1866. Lovett and several men dragged the giant animal to where it could be loaded onto a wagon and drove eight miles to the Vineyard Ranch of Col. A.E. Maxcy who had been offering a reward for the capture of the bear. The bear was hoisted onto Maxcy's cattle scales where it weighed 2,200 pounds and was declared to be the largest grizzly bear ever killed in California.

The bear was skinned and cut up, with more than one pound of lead found inside its head. Col. Maxcy kept the skull of the bear as a souvenir until around 1900 when it was reportedly sold to a museum in the south, believed to be either Georgia or Tennessee. Efforts in recent years to locate the skull have been unsuccessful.

## **An eyewitness account**

The killing of the grizzly was witnessed in 1866 by the 6-year-old daughter of James and Ada Lovett. Some six decades later, in 1932 at age 72, Catherine E. Lovett Smith returned to the family

homestead for a visit and provided an oral history of the event to the owner of the ranch, Edward P. Haskell. Mr. Haskell prepared a 3-page documentation of his interview with Catherine and provided a copy for the local history archives at Valley Center Library. His report is titled, How Bear Valley Got Its Name. A peach grower, Haskell created a peach label showing an old oak tree on his property where the bear reportedly attempted the attack. The tree still stands off Guejito Road as does the Lovett home.

Descendants of two other pioneer families concur on the story of the bear and how Bear Valley got its name, but differ on the size of the animal. Clyde James, whose father homesteaded here in 1879, said the bear was well over 1,000 pounds. Waldo Breedlove, Sr., born here in 1889 and who grew up near the Lovett ranch, gave the exact weight as 1,950 pounds.

## **History of Western Days**

There has been some dispute over the years as to how old Western Days actually is.

Here is the true history: Western Days traces its roots to 1950 when it was called Valley Center Country Fair. In 1961, the name was changed to Western Week. In 1968, the name was changed to Western Days & Country Fair. In 1970, the first parade was held. In 1980, the name Western Days was adopted.

In 2001, a rodeo was added to Western Days, named Valley Center Stampede. *(Started by Gina Rizzotto & Geraldine McHugh)*

# Valley Center History Timeline

1492 Columbus discovers the New World.

1524 Rumors of island called California reach Cortes in Mexico City.

1542 Cabrillo discovers San Diego Bay.

1602 Vizcaino explores California coast.

1769 Serra begins colonization of Alta California, establishes first mission at San Diego.

1781 Los Angeles founded.

**1795 First recorded reference to Valley Center found in diary of Franciscan Padre**

1810 Mexico revolts against Spain.

1822 California becomes part of Mexican empire.

1833 Missions are secularized.

1841 First overland immigrant train reaches California.

**1845 Governor Pio Pico gives Mexican land grant to Jose**

**Maria Orosco, establishing Rancho Guejito.**

1846 U.S.-Mexican War begins.

1847 Mexicans surrender to Americans.

1848 Gold discovered at Sutter's Mill. California ceded to U.S.

1849 Gold Rush begins. State Constitution adopted.

1850 California admitted to Union.

**1852 Land Commission surveys Valley Center, establishes first boundary lines.**

1854 Sacramento becomes state capital.

1860 Pony Express brings mail to California.

1861 First transcontinental telegraph line opens.

**1862 Civil War. Union militia is garrisoned around Valley Center to guard telegraph lines.**

**1862 President Lincoln signs Homestead Act, James Davis is Valley Center's first permanent settler.**

**1866 Largest California grizzly bear in history is killed in Valley Center; area becomes known as Bear Valley.**

1869 Transcontinental railroad completed.



1873 First navel orange trees planted.

**1874 Post office established in Valley Center; town name is Valley, California.**

**1876 First one-room schoolhouse opens in Valley Center.**

1879 New constitution adopted.

**1882 First church is built in Valley Center.**

**1883 Elizabeth Jane Wimmer, co-discoverer of gold at Sutter's Mill, moves to Valley Center.**

**1883 First burial at Valley Center Cemetery.**

1886 First shipment of oranges leaves for east coast.

**1887 Valley Center population reaches 1,000.**

**1888 California's pioneer cotton plantation planted in Valley Center.**

**1896 First telephone in Valley Center is installed in general store.**

1906 Earthquake and fire devastate San Francisco.

**1912 Rubber plantation established in Valley Center.**

1913 Owens Valley Aqueduct opens.

1917-19 World War I.

**1920 Pioneer aviation flying field opens on Cool Valley Road.**

**1923 Union School and Community Hall completed in Valley Center.**

1929 Stock market collapses and Depression begins.

**1930 Electricity comes to Valley Center.**

**1936 World's largest turkey farm operates in Valley Center.**

1937 Golden Gate Bridge completed.

1941-45 World War II.

**1945 United Nations dignitaries meet at Rancho Lilac home of Ambassador Irving Salomon.**

**1947 Valley Center Road becomes the "highway to the stars" as world's largest telescope is trucked up to Palomar Mountain.**

**1955 Water service comes to Valley Center, agricultural expansion starts.**

**1979 Oldest commercial building (Valley Center Grocery, 1880s) is burned in fire training exercise.**

**2003 Oldest remaining commercial building (Valley Center**

**General Store, aka Corral Liquor, 1923) is destroyed by fire.**

**2013 The Civilian Conservation Corps Camp is demolished by the Valley Center Pauma Unified School District.**

## **Rodeo Terms**

**Added Money-** The portion of prize money that is put up by the rodeo to attract contestants to the rodeo competition. Entry fees are combined with the added money for the payoff to winners of the events.

**Arena Director-** The person whose responsibility it is to see that the rodeo goes smoothly and according to the rules of the sanctioning association.

**Average-** The contestants points are combined from all go-rounds and the contestant with the highest points wins the average.

**Bail Out-** A horse that comes straight up on it's hind legs when coming out of the chute, then begins to buck

**Bailing Out-** Intentionally jumping off a bucking animal.

**Barrier-** The rope stretched across the front of the box that the contestant's horse comes out of. In the timed events, the stock is given a pre-determined head start. The amount of the head start depends on the arena conditions, and is called the score. The contestant's horse cannot break the barrier before the stock crosses the score line or the contestant gets 10 seconds added to his time.

**Blooper-** An animal with very little bucking ability that jumps and kicks or just runs around the arena.

**Blows Up-** An animal that runs out away from the chute before starting to buck.

**Boot the Bull-** A term used to mean a particular bull can be spurred. Bull riders are not required to spur their animals, and if they can, they earn extra points.

**Breaking the Barrier-** When a contestant rides through, or breaks the barrier before it is released. Breaking the barrier adds a penalty of 10 seconds to the contestants time.

**Bronc Rein-** A thick rope, 1 ½ to 2 inches in diameter that is attached to the halter of a saddle bronc horse. The rope can be longer than 6 ½ feet, and is used to provide balance, and to give the cowboy something to hold onto.

**Bufford-** An animal that is easy to ride, rope, or throw down.

**Bull Rope-** A flat woven rope, no larger 9/16 of an inch in diameter with a bell attached to it. The rope is wrapped around the bull's body, just behind the front legs, and then around the cowboy's hand, to help secure the cowboy to the bull.

**Cantle Boarding-** When the backward stroke of the saddle bronc rider's spurring motion reaches the saddle's cantle.

**Catch as Catch Can-** A calf roper is allowed to catch the stock any way he chooses so long as he turns loose of the rope when throwing the loop, and so long as the rope holds the calf until the roper reaches it.

**Champion-** The rodeo champion is traditionally the high-money winner in an event for the given season.

**Chasing the Cans-** The rodeo nickname for barrel racing.

**Chute Fighter-** A rough stock animal that will not stand still and tries to fight the cowboy he leaves the chute.

**Crow Hopper-** An animal that doesn't buck, but jumps stiff legged instead.

**Dally-** A turn of the rope around the saddle horn after the animal has been caught.

**Dink-** An animal that bucks very little or just runs around the arena.

**Dog Fall-** An illegal fall in steer wrestling that causes the feet of the steer to be in a different direction than the head. To receive a time the

cowboy must turn the steer over to let it up and throw it again legally so the feet and head are facing the same direction.

**Double Kicker-** A horse or bull that kicks up with the hind legs, walks on the front legs and then kicks again with the hind legs, before the hind legs touch the ground.

**Dragger-** A roping steer that is 'headed' and stops or does not continue to run after being roped, making it very difficult for the heeler to throw or catch.

**Ducks Off-** An animal that is running in a forward direction then suddenly moves off to the left or right.

**Entry Fee-** The money paid by the contestant before competing in a rodeo. Contestants must pay separate entry fees for each event they enter.

**Fading-** A bull that spins and slowly gains ground in the direction that he is spinning.

**Fair Catch-** In team roping, the header must catch the steer around the horns, head, or neck. This is also called a legal catch.

**Fighting Bull-** The kind of bull that would like to give to your mother in law. These bulls are considered to be head hunters.

**Fishing-** The expression used to describe a legal catch made by accident, or by flipping the rope, after the initial throw has missed.

**Falgman-** The official who signals the end of elapsed time in timed events.

**Flank Strap-** A padded strap placed in front of a horse's back legs to initiate a bucking action. Either a soft cotton rope or padded strap is worn by bucking bulls.

**Floater-** A horse with little power that jumps with all four feet up and just floats in the air.

**Floating-** A technique used by some saddle bronc riders that make them appear to be bucked off with every jump of the horse.

**Freight Trained-** When a person gets run over by a fast moving bull or horse.

**Go Round-**When all contestants in an event have competed on time, it is called a go-round.

**Grabbing the Apple-** The term used when a saddle bronc rider touches any part of the saddle with their free hand during the 8 second ride. This is also known as 'pulling leather' and causes the rider to be disqualified.

**Ground Money-** The money paid when the purse for an event is split equally and paid to all contestants in the event. This is done when all contestants entered in an event fail to qualify.

**Hat Bender-** A horse or bull that does not buck and just runs around the arena.

**Hazer-** In the steer wrestling event he is the cowboy that rides on the opposite side of the steer and keeps the stock running straight down the pen for the contestant.

**Headhunter-** A bull that is constantly looking for a 2 legged target to hit.

**Head Thrower-** A bull that tries to hit the cowboy with his head or horns while the contestant is on his back.

**Head Wrap-** A leather device that is placed around a steer's horns in team roping to prevent damage to the steer's head.

**Header-** The cowboy that ropes the steer around the horns, head, and neck in team roping.

**Heeler-** The cowboy that ropes the hind legs of the steer in team roping.

**High Roller-** The term used to describe a horse that leaps high into the air when bucking.

**Hondo-** The eye in the end of a rope that allows the other end of the rope to pass through, forming a loop.

**Honest Bucker-** An animal that bucks the same way every time out of the chute.

**Honker-** A really rank and hard animal to ride.

**Hooey-** The knot used by calf ropers to hold the wraps used to tie three of the stock's feet together after the calf has been thrown. This knot is known as a half hitch to most people outside of rodeo.

**Hooky-** A bull that is really handy with its horns.

**Hung Up-** A rider that is off the animal but is still stuck in the rigging or bull rope.

**IFR-** International Finals Rodeo

**In the Well-** The term used to describe when a contestant come off an animal on the inside of the spin.

**I.P.R.A.-** International Professional Rodeo Association

**Jerk Down-** After roping the calf, the rope flips the calf straight over backwards.

**Jump and Kicker-** A bull or bronc that jumps and kicks it's hind feet in a straightaway action.

**Kack-** The saddle used by bronc riders.



**Legal Catch-** In team roping, the header must catch the steer around the horns, head, or neck. This is also called a fair catch.

**Lounger-** A horse that thrusts with its hind feet forward rather than kicking out behind.

**Mash Up-** A cowboy that clamps with his legs and has no spurring motion.

**Measure the Rein-** Used in saddle bronc riding. The length of the rein from the horse's head, in an upright position, to the rear of the well on the saddle. Then you measure from there depending on how much the horse drops its head while bucking. When asked how much rein the bronc needs, the answer is usually something like three fingers and thumb.

**Money Horse-** A horse that when ridden, usually takes the cowboy to the pay window.

**Mugger-** The cowboy that gets a firm hold on the horse's neck during the Wild Horse Race. This allows the rider put the saddle on the horse.

**NFR-** National Finals Rodeo

**Neck Rope-** A loose rope around a calf roping horse's neck through which the lariat is passed. It prevents the horse from turning away from the calf once it is caught and the roper has dismounted. Timed events cattle also wear a neck rope, and it provides the means to give the calf or steer a head start. The rope is tied together with a piece of string and it breaks loose from the animal when the barrier is released.

**No Time-** If no time is given to a contestant's run, it means the stock was not properly caught, tied, or thrown, or a barrel racer has run off pattern.

**Offside-** The right side of the horse.

**Out the Backdoor-** When the rider is thrown over the back end of an animal.

**P.B.R.-** Professional Bull Riders

**Pickup Man-** The cowboy on horseback who assists the bareback and saddle bronc riders in dismounting from their stock.

**Piggin' String-** A small rope about 6 feet long used by calf ropers to tie the animal's feet together.

**P.R.C.A.-** Professional Rodeo Cowboys Association

**Producer-** The individual that runs the rodeo and is responsible for bringing all the elements together into a fast, smooth running, and exciting production.

**Pulling Leather-** The term used when a saddle bronc rider touches any part of the saddle with their free hand during the 8 second ride. This is also known as 'grabbing the apple' and causes the rider to be disqualified.

**Purse-** The money paid to the winners of each rodeo event. It equals the total of the added money and entry fees.

**Rank-** A very hard animal to ride.

**Re-Ride-** Another ride given to a saddle bronc, bareback bronc, or bull rider in the same go-round when either the stock or the cowboy is not afforded a fair opportunity to show their best. This can be caused by things like a chute-fighting animal, a fallen animal, etc.

**Re-Run-** A second run by a timed event contestant because a judge has ruled the contestant did not have a fair chance the first time.

**Rodeo Secretary-** The person responsible for collecting the entry fees, recording official times/scores, paying the contestants their winnings, and sending the office(head quarters) the results of the rodeo, as well as the sanctioning fees. Usually works as a timer as well.

**Rowel-** The circular, notched, bluntly pointed, and freewheeling part of a spur. Any competitor using spurs that will cause a cut is disqualified.

**Run Away-** A horse or bull that does not buck and just runs around.

**Scooter-** An animal that pivots on the front feet and scoots the back end around, instead of pivoting on the front feet and kicking the hind feet.

**Seeing Daylight-** The term used when a cowboy comes loose from a bucking animal far enough for the spectators to see daylight between the cowboy and the animal

**Set You Up-** A horse or bull that drops a shoulder like they are going to turn or spin in one direction, and then immediately does the exact opposite.

**Shankman-** The cowboy in the Wild Horse Race that grabs and holds on to the lead-line attached to the horse's halter so the mugger can get a hold of the horse's neck.

**Slinger-** A bull that tries to hit the cowboy with his head or horns while the contestant is on his back.

**Snorty-** A bull that blows air at a clown or downed cowboy.

**Stock Contractor-** The person or organization that provides all the livestock used in the rodeo events.

**Spinner-** A bull or bronc that comes out of the chute and spins to the right or left.

**Spurring Lick-** A motion of the cowboy's feet.

**Stargazer-** A saddle bronc that bucks with its head up, and causes the cowboy to have a hard time keeping the slack out of the rein.

**Sucks Back-** An animal that bucks in one direction then instantly moves backward.

**Sunfisher-** A horse that bucks and all four feet stick out to the side instead of underneath or behind the animal.

**Swap Ends-** An animal that jumps into the air and turns 180 degrees before touching the ground

**Timers-** The persons responsible for making a contestant's time for each timed event. There must be at least two timers who agree on each contestants time for calf roping, team roping, steer wrestling, and barrel racing. The timers are also responsible for marking the 8 seconds during the saddle or bareback bronc, and bull riding events.

**Tippy Toe-** A horse or bull that walks on its front legs when most of their weight is off the ground

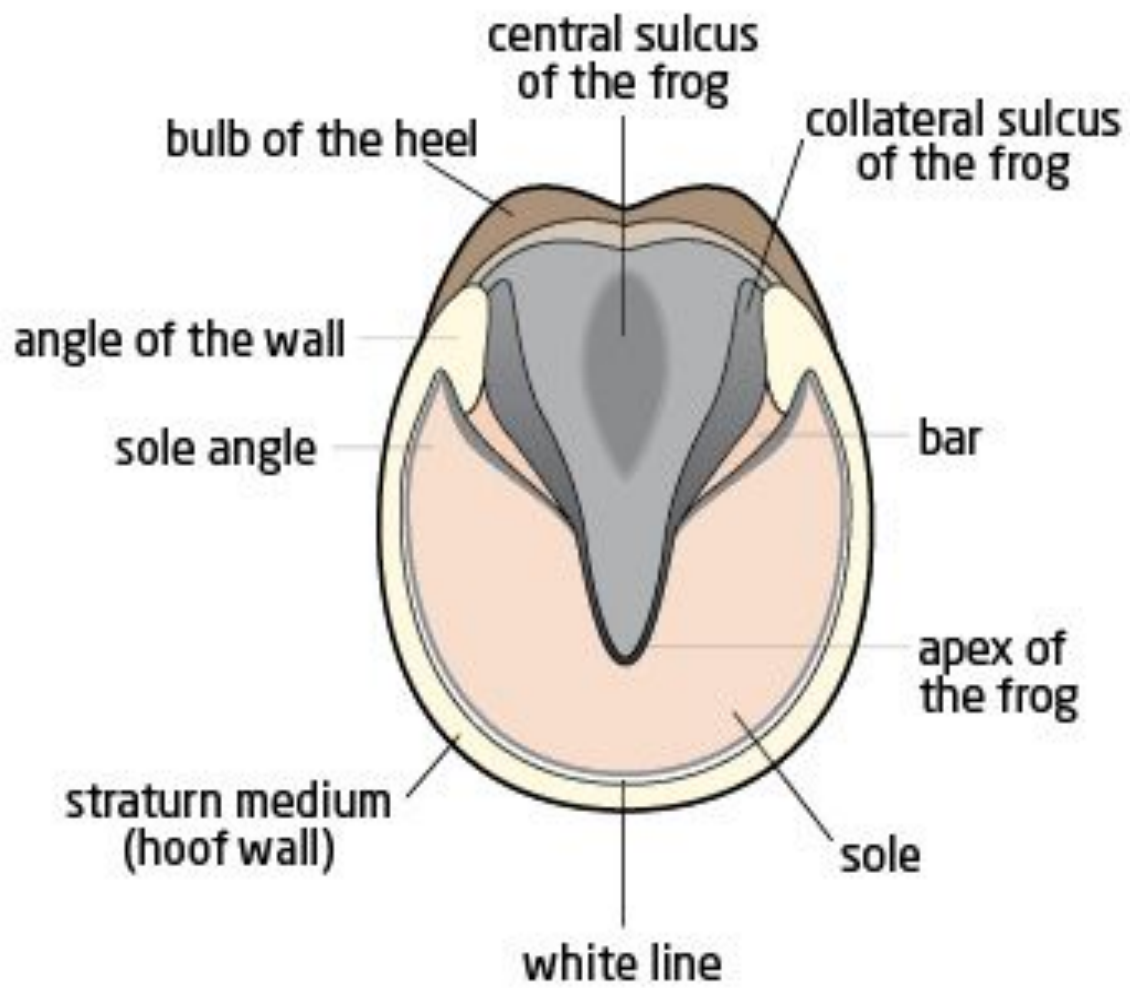
**Toes Out-** The preferred style of holding the feet at a 90 degree angle to the animal to ensure proper positioning.

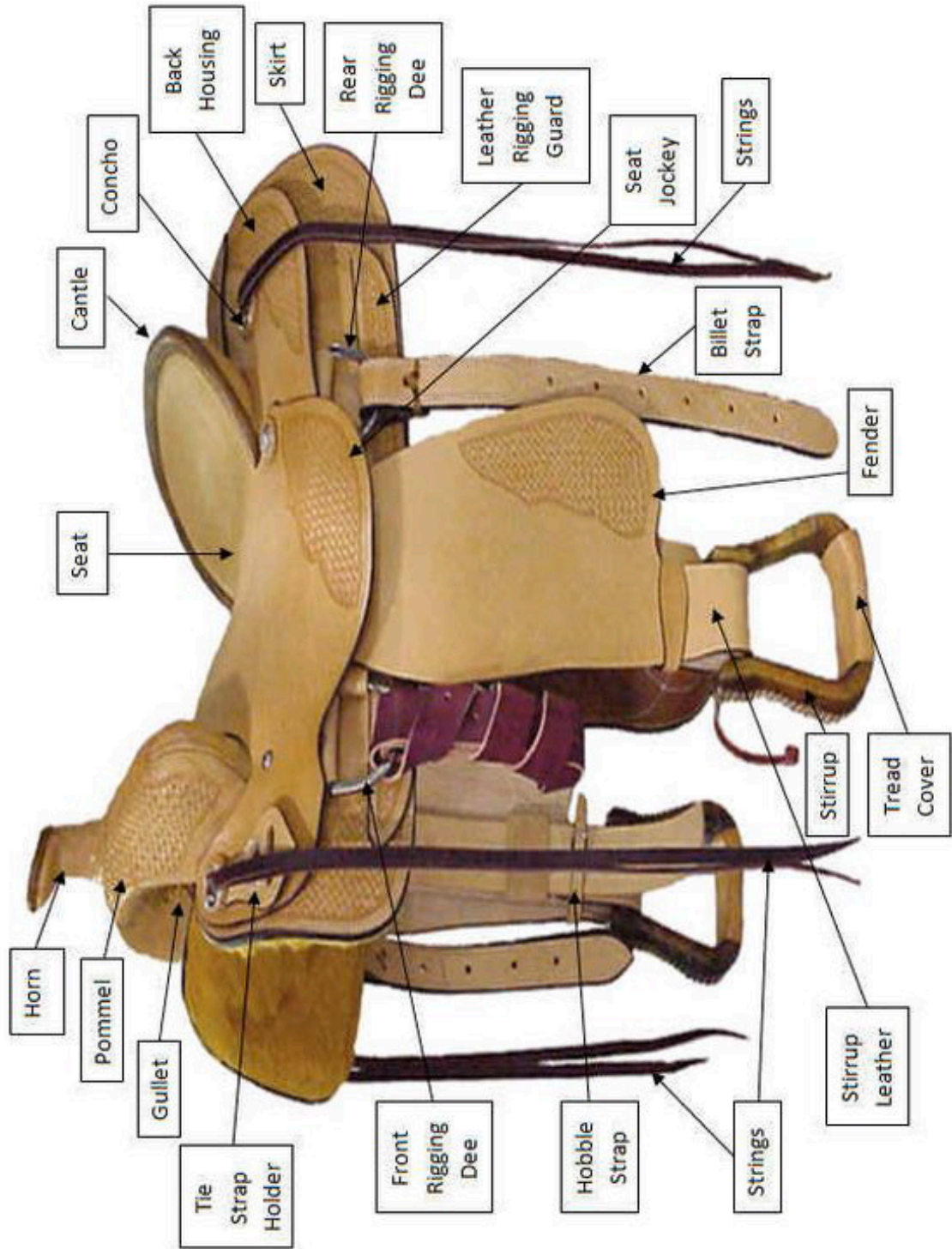
**Trash-** A bucking animal with no set pattern

**Trotter-** A team roping steer that hangs back on the rope and trots with its hind feet rather than running.

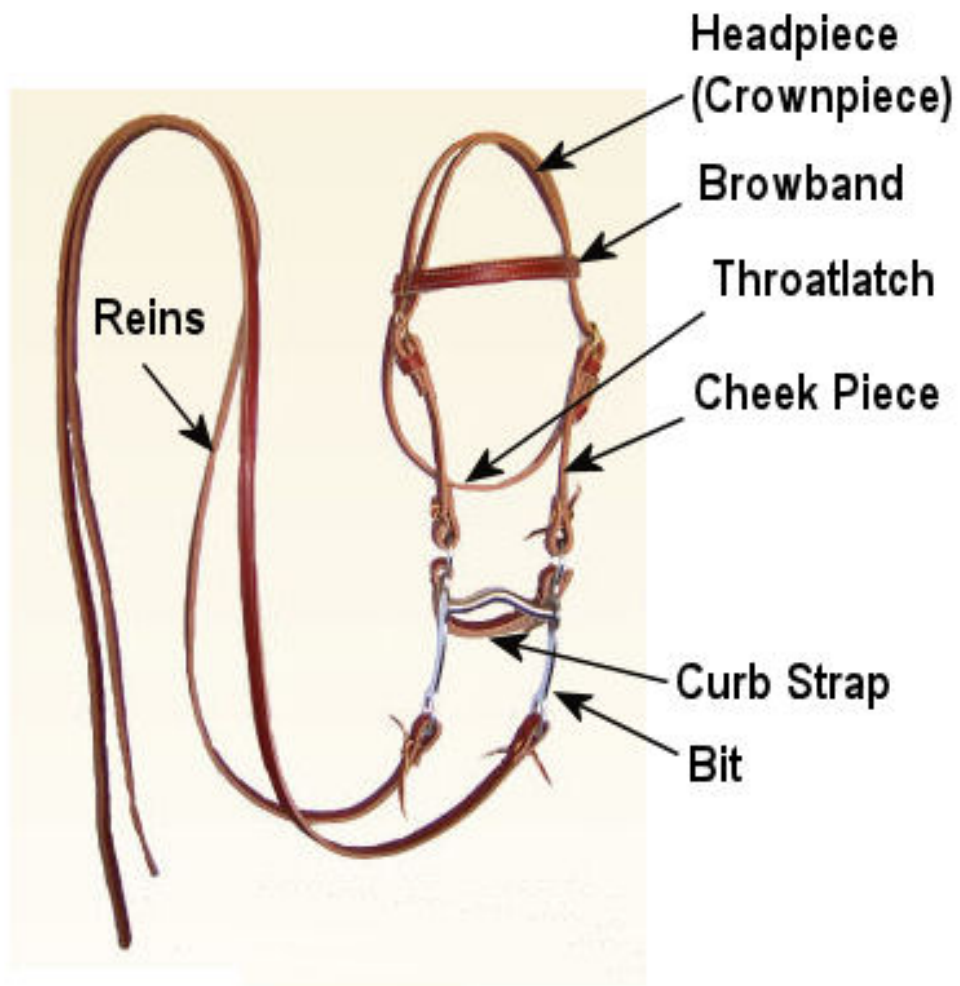
**Union Animal-** An animal that bucks until the sound of the 8 second whistle, then quits.







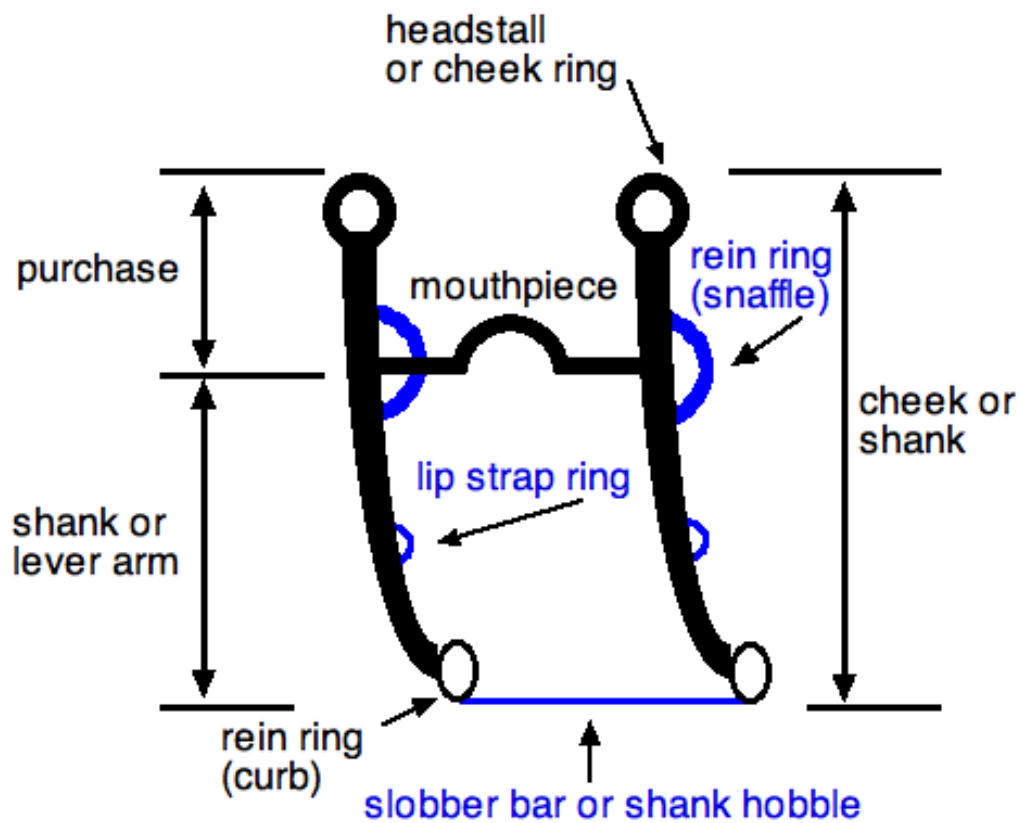
## PARTS OF THE WESTERN BRIDLE





## Parts of a curb bit

Elements in blue are not seen on all bits



# Glossary Of Horse Terminology – Horse Terms & Definitions

**aged** – more than seven years old. The average lifespan of a horse is 20 to 25 years, although many horses and some horses live for 30 years or more.

**aids** – the use of hands, legs, seat, weight, and voice to influence a horse; these are natural aids. Artificial aids–whip, spurs–may be used to reinforce the natural aids.

**Appaloosa** – a spotted horse breed originating in the land of the Nez Perce Indians (northwestern United States). As compared to a Paint or Pinto, Appaloosas have small spots or flecks of white.

**Arabian** – the oldest pure breed of horse, originating in the Arabian desert. Noted for sensitivity and finely chiseled heads.

**barn sour** – herd-bound; a dislike of leaving the company of other horses, or of leaving the stable.

**bars** – the toothless gap between incisors and molars where the bit rests in a horse's mouth.

**billets** – leather straps under the flaps of English saddles, to which the buckles of the girth attach.

**bit** — metal mouthpiece of a bridle.

**blaze** – a wide swath of white on a horse's face, running from above the eyes to the nostrils.

**blemish** – a scar or defect, usually caused by injury or disease, that doesn't affect serviceability.

**barrel racing** – a sport in which the Western horse-and-rider pair gallop around barrels; the rider with the fastest time without

overturning a barrel is the winner.

**bran mash** — a warm meal made of wheat bran, warm water, and a little sweet feed concentrate and chopped apples or carrots; an occasional treat for horses.

**breeches** – knee-length, fitted riding pants worn with tall English boots.

**breed show** – a show in which competition is limited to a single breed of horse; the event is sanctioned by that breed's registry. (For example, the Appaloosa Horse Club sanctions breed shows for Appaloosas.)

**broke** – trained; a “dead broke” horse is a well-trained and obedient one.

**canter** – the gait between walk and gallop; it consists of three beats followed by a moment of suspension, and has “leads” (in which legs on one side of the horse, front and back, reach farther forward than the legs on the other side).

**chaps** – leather or suede leggings worn over jeans or riding pants and buckled around the waist. Standard Western show attire; also worn informally by English riders. Half chaps zip or buckle over the lower leg.

**cinch** – the leather or fabric band that secures a Western saddle to the horse. Some Western saddles have a back cinch, which is not pulled tight. (The English equivalent of a cinch is a girth.)

**cloverleaf** – the three-barrel pattern that barrel racers run; the path around the barrels resembles a cloverleaf.

**Coggins test** – a blood test to detect exposure to equine infectious anemia; proof of a “negative Coggins” is often required before a horse is allowed on the grounds of a horse show or a boarding stable.

**colic** – pain in a horse's abdomen, ranging from mild to life-threateningly severe. Colic is the number one killer of horses.

**competitive trail riding** – a sport in which English or Western riders negotiate a preset trail, and are judged on horsemanship and the fitness

of their mounts, rather than speed.

**conformation** – the physical structure and build of a horse.

**crest** – the top of a horse's neck, from which the mane grows.

**cross country jumping** – riding over a course of fences and obstacles constructed over natural terrain.

**croup** – art of the hindquarters from the highest point to the top of the tail.

**curb bit** – a bit that uses sidepieces ("shanks") and a strap or chain under the chin to create leverage on the bars of the mouth; more severe than a snaffle bit.

**cutting** – a judged event in which the Western horse-and-rider pair must cut one calf from a herd and keep it from returning to the herd.

**diagonal** – a pair of legs moving in unison at the trot (e.g. right front, left hind). A correctly posting rider (said to be "on the correct diagonal") rises as the outside front leg reaches forward.

**dressage** – a French term meaning training. In the discipline of dressage, the English horse-and-rider pair execute gymnastic movements that highlight the horse's balance, suppleness, cadence, and obedience. Dressage principles, which trace to the earliest days of riding, are used in virtually every form of riding.

**endurance riding** – contests judged for speed and fitness of the horse over 25-, 50-, and 100-mile courses.

**equitation** – the art of riding. Equitation classes are judged on the rider's correctness of form, proper use of aids, and control over the horse; classes are held for English equitation, Western equitation (usually called Western horsemanship), and equitation over fences (sometimes called medal classes).

**eventing** – a sport, also called combined training, in which English horse-and-rider pairs compete in dressage, cross-country jumping, and

jumping in an arena.

**farrier** – a person who trims and shoes horses' feet.

**fetlock** – the joint just above the hoof that seems like an ankle (although it doesn't correspond to the human ankle).

**flank** – the sensitive area of a horse's side between his rib cage and hindquarters.

**forehand** – a horse's head, neck, shoulders, and front legs. A horse traveling "on the forehand" is not carrying enough weight on its hindquarters.

**frog** – the dense, shock-absorbing, triangular growth on the underside of the hoof.

**founder** – a serious disease affecting the hooves, often caused by eating too much grain or green grass; especially problematic for ponies. Also whcalled laminitis.

**gaits** — the different ways in which a horse travels, including walk, trot, canter, and gallop. So-called "gaited horses" have specialty gaits, such as the running walk and the pace.

**gaited horse** – one possessing a gait beyond the natural walk, trot, and canter; gaited breeds include the American Saddlebred, Icelandic, Missouri Fox Trotter, Paso Fino, Peruvian Paso, Tennessee Walking Horse.

**gallop** – the fastest gait; it consists of four beats followed by a moment of suspension.

**garters** – leather straps that buckle under the knee to keep jodhpur pants from riding up.

**gelding** – a castrated male horse.

**girth** – the leather or fabric band that secures an English saddle to the horse. (The Western equivalent is a cinch.)

**grade horse** – one not registered with a breed association, and usually not a purebred.

**green** – inexperienced; may be applied to a horse of any age having limited training, or a rider. The old horseman's adage says, "Green plus green makes black and blue."

**ground training** – schooling of the horse from the ground, rather than from the saddle. Includes in-hand work and longeing.

**gymkhana** – competitions offering timed obstacle classes and games such as barrel racing and pole bending.

**hackamore** – a bitless bridle; control comes from the pressure of the noseband on the bridge of the horse's nose.

**halter** – the headgear with which a horse is led; made of leather, synthetic webbing, or rope.

**halter class** — an event in which horses are led in hand and judged on the basis of their conformation.

**hand** – the unit of measurement for determining the height of horses and ponies. One hand equals four inches; thus a 14.3-hand horse is 59 inches tall from his withers (bony point between the neck and back) to the ground.

**hock** – the large, angular joint halfway up a horse's hind leg.

**horn** – the part of a Western saddle that extends up from the pommel (front), around which a rope may be wrapped and secured.

**hunter class** – a judged class in which the English horse-and-rider pair must negotiate a course of fences with willingness, regularity, and style.

**jodhpurs** – ankle-length, fitted English riding pants worn with ankle-high jodhpur boots. This ensemble is popular among young riders.

**jog** – a slow trot performed by Western horses; also the term for the in-hand evaluation for soundness in hunter classes at some large shows.

**jumper class** – a class in which the English horse-and-rider pair must negotiate a course of fences; only knock-downs and time penalties count (as opposed to a hunter class, in which proper form is judged).

**Kimberwicke** – an English bit that combines snaffle rings with a mild curb-bit action.

**laminitis** – a serious disease affecting the hooves, often caused by eating too much grain or green grass; especially problematic for ponies. Also called founder.

**lead** – a pattern of footfalls at the canter in which the legs on one side of the horse, front and back, “lead” (reach farther forward than) the legs on the other side. In a circle to the right, the right (inside) legs should lead, and vice versa.

**lead-line class** – a class for the youngest children in which all mounts are lead by an adult or older child.

**leg up** – a boost into the saddle, given by someone standing next to the rider and grasping her lower left leg with both hands as the rider bends her leg at the knee.

**loafing shed** – a three-sided shelter, in a pasture or paddock, which a horse can enter at will for protection from the elements.

**longe** – to work a horse on a long line (up to 30 foot or more) in a circle around you (rhymes with “sponge”).

**lope** – a slow canter performed by Western horses.

**mare** – a female horse four years of age or older.

**markings** — white areas on a horse’s face and/or legs; commonly used to identify individual animals.

**martingale** – a piece of equipment designed to effect a horse's head carriage or to prevent the tossing of the head; attaches to the girth and to the reins or bridle.

**medal class** – an equitation class over fences.

**Morgan** – a breed descending from one prepotent sire, Justin Morgan of Vermont. Sturdy and compact, with active gaits.

**mouth, hard or soft** – describes the horse's relative responsiveness to the reins.

**mucking out** — removing manure and soiled bedding from a stall or pen.

**near side** – the left side of the horse (from which traditionally most handling, and mounting, is done).

**off side** – the right side of the horse.

**paddock** – a small pasture or enclosure; larger than a pen.

**Paint Horse** – a horse, usually of stock type, registered with the American Paint Horse Association; it has a two-toned body color (white patches and areas over the base color).

**pastern** – the part of the horse's leg between the hoof and the fetlock.

**pelham** – a one-piece English bit equipped to handle four reins; a sort of "part snaffle, part curb" bit.

**pen** – an outdoor enclosure large enough for a horse to walk around in; smaller than a paddock.

**Pinto** – A horse or pony of varying type, with a two-toned body color (generally large blocks of white), registered with the Pinto Horse Association of America, Inc. A pinto (lower case) is any horse or pony with a two-toned coat.



**playday** – an informal competition featuring speed events and games, such as pole bending and trotting race.

**pleasure** – a judged event in which the horse's smoothness, manner of going, and obedience are judged; there are both English and Western pleasure classes.

**pole bending** — a timed event in which contestants must weave in and out a line of poles.

**poll** – the bony bump between a horse's ears.

**pommel** – the front, top part of a saddle. The pommel of an English saddle is arched; that of a Western saddle bears a horn.

**pony** – any equine that measures under 14.2 hands (58 inches) from its withers to the ground. Pony classes at hunter/jumper shows may be divided into small (under 12.2), medium (under 13.2), and large (under 14.2).

**Pony of the Americas (POA)** – A pony breed created by crossing Shetland ponies with Appaloosa horses; generally sporting Appaloosa coat patterns. POAs are commonly used as children's mounts.

**posting** – rising and sitting in the saddle at the trot, in rhythm with the horse's strides. Posting takes the "bounce" out of the trot.

**pre-purchase exam** – the process of having a veterinarian check your prospective horse or pony for health and soundness; also called a vet check or "vetting."

**pulling back** – a bad habit in which the horse pulls back violently on the lead rope when tied, potentially injuring himself and anyone around him.

**Quarter Horse** – A well-muscled, good-tempered, versatile breed that's popular among adults and children alike. The American Quarter Horse Association is the largest single-breed registry in the world.

**Quarter Pony** – a pony of Quarter Horse type and disposition; commonly used as a children's mount.

**rearing** – the raising up of a horse onto its hind legs when being led or ridden; a bad habit that should be handled only by a professional.

**reins** – the leather lines that attach to the bit and are held in the rider's hands to guide and control a horse.

**reined cow horse** – a judged event in which the Western horse-and-rider pair must perform tasks related to cattle herding, plus a reining pattern. Also called working cow horse.

**reining** – a judged event in which the Western horse-and-rider pair perform a pattern of circles and straight lines, with sliding stops and spins in place.

**riding sneakers** – athletic-styled shoes designed specifically for riding, with steel reinforcement and an adequate heel.

**ring sour** – the attitude of a horse that doesn't enjoy being ridden in an arena and looks for ways to leave the ring or quit working.

**roping** – a timed event in which the Western rider must chase and rope a steer.

**school horse** – an experienced, usually older horse used as a lesson mount; also called lesson horse. Good school horses make wonderful first mounts, but they are rarely for sale.

**schooling show** – a “practice” show for novice riders and advanced riders schooling green horses.

**Shetland Pony** – smallest of the pony breeds, originating in the Shetland Islands.

**show jumping** – a timed event in which the English horse-and-rider pair must negotiate a course of fences without knocking any part of them down.

**showmanship** – an in-hand class in which the Western handler is judged on his/her ability to present the horse effectively to the judge.

**shying** — responding to a sound, movement, or object by suddenly jumping to the side or running off. A horse that shies a lot is said to be “spooky.”

**snaffle bit** – a bit with a jointed mouthpiece and rings at the ends; works first on the corners of the mouth. Less severe than a curb bit.

**spooky** – easily startled. A spooky horse is not suitable for a beginning rider of any age.

**stallion** – an unaltered male horse four years of age or older.

**star** – a white patch on a horse’s forehead.

**stirrup leathers** – the straps connecting the stirrups to an English saddle; also known as “leathers.”

**stirrups** – the part of the saddle that supports a rider’s feet; metal for English saddles (thus often called “stirrup irons”) and wood-and-leather for Western saddles.

**tack** – the gear used on a horse, e.g. saddles, bridles.

**tacking up** – saddling and bridling a horse.

**topline** – the outline of a horse from the top of his head to the top of his tail.

**Thoroughbred** – an English breed tracing to three Arabian sires. The world’s premier race horse, but also used for a wide range of sports, especially jumping. The word refers specifically to a horse registered with The Jockey Club, and should not be used to denote “purebred.”

**trot** – the two-beat gait between the walk and the canter.

**vaulting** – gymnastic maneuvers performed on the back of a cantering horse.

**walk** – the slowest gait, consisting of four beats.

**walk-trot class** – a class for beginning riders in which only the walk and trot (and not the canter, or lope) are called for.

**Warmblood** – a general term for European breeds of sport horses. Examples include Dutch Warmblood, Hanoverian, and Holsteiner.

**Welsh Pony** – a pony originating in Wales; excellent for riding and commonly used as a children's mount.

**withers** – the bony point at the base of the neck, just in front of where the saddle rests. Horses are measured from the top of the withers to the ground.

**working cow horse** – a judged event in which the horse-and-rider pair must perform tasks related to cattle herding, plus a reining pattern. Also called reined cow horse.

**What Is A Vaccination (Immunization)** Vaccination involves the injection (with a sterile syringe and needle) of bacteria or viruses that are inactivated or modified to avoid causing actual disease in the horse. Two or more doses are usually needed to initiate an adequate immune response. Once the immunization procedure is completed, the protective antibodies in the blood stand guard against the invasion of specific diseases. Over time, however, these antibodies gradually decline. Therefore, a booster shot is needed at regular intervals. Protection against some diseases such as tetanus and rabies can be accomplished by boosting once a year. Others require more frequent intervals to provide adequate protection.

**Why The Need To Vaccinate?** It is up to you to protect your horse against contagious diseases and parasites. Immunizations easily and effectively protect your horse from the ravages of disease. Vaccinations place a protective barrier between your horse and a whole list of problems: tetanus, EPM, West Nile, encephalomyelitis (sleeping sickness), influenza, rhinopneumonitis, rabies, strangles and others. A good immunization program is essential to responsible horse ownership, but just as in humans, vaccination does not guarantee 100% protection. In some situations, immunization may decrease the severity of disease but not prevent it completely. This is due to many complicated scientific reasons, such as differences in the type or severity of some diseases (such as influenza). Vaccinations are also a vital part of proper equine management. If used in a program that includes regular deworming, an ample supply of clean water, a good nutrition program, and a safe environment, you and your equine will be all set to enjoy many happy, healthy, productive years together.

**What Vaccinations Do You Need?** Equine Vet Service can help you design and maintain a health management program to reduce exposure to infectious disease agents in your horse's environment and lessen the incidence of illness. The specific immunizations needed by a particular horse or horses depend upon several factors: environment, age, use, exposure risk, geographic location, and general management. We can help you determine the vaccination program best suited to your horse's individual needs.

The following diseases are those most often vaccinated against. Your

horse(s) may or may not need all of them.

**Tetanus:** Sometimes called "lockjaw," tetanus is caused by toxin-producing bacteria present in the intestinal tract of many animals and found in abundance in the soil where horses live. Its spores can exist for years. Symptoms include muscle stiffness and rigidity, flared nostrils, hypersensitivity, the legs stiffly held in a locked position as the disease progresses, muscles in the jaw and face stiffen, preventing the animal from eating or drinking. More than 80 percent of affected horses die. Luckily, this disease is not contagious. Contamination is through wounds, especially in the case of lacerations and deep punctures. The spores enter the body through wounds, lacerations, or the umbilicus of newborn foals. Horses are particularly susceptible to the paralyzing toxin produced by the bacterium *Clostridium tetani* in a wound. In addition, areas where horses are located have high levels of the bacterial spores. All horses should be immunized annually against tetanus. Additional boosters for mares and foals may be recommended by your veterinarian. Available vaccines are inexpensive, safe, and provide good protection. Of all the vaccinations that horses receive, tetanus toxoid is by far the most important. The vaccination is highly efficacious in preventing the disease. There is also a tetanus antitoxin that only offers protection for up to three weeks, and it has the potential to cause liver disease.

**Equine Encephalomyelitis:** More commonly known as "sleeping sickness," this disease is caused by the Western Equine Encephalomyelitis (WEE) virus or the Eastern version (EEE). WEE has been noted throughout North America, while EEE appears in the east and southeast. VEE, the Venezuelan variety, has not been seen in the United States for many years. However, a recent outbreak of VEE occurred in Mexico. Sleeping sickness is most often transmitted by mosquitos, after the insects have acquired the virus from birds and rodents. Humans also are susceptible when bitten by an infected mosquito, but direct horse-to-horse or horse-to-human transmission is very rare. Symptoms vary widely, but all result from the degeneration of the brain. Early signs include fever, depression, and appetite loss. Later, a horse might stagger when it walks, and paralysis develops in later stages. About 50 percent of horses infected with WEE die, and the death rate is 70 to 90 percent of animals infected with EEE or VEE. All

horses need an EEE and WEE vaccine at least annually. Pregnant mares and foals may require additional vaccinations. The best time to vaccinate is spring, before the mosquitos become active. The vaccination schedule is the same as tetanus toxoid, and is typically given at the same time. In the South and West, some veterinarians choose to add a booster shot in the fall to ensure extra protection all year-round.

**Equine Influenza:** This respiratory disease can often affect large numbers of horses, but is usually not fatal. Influenza is one of the most common respiratory diseases in the equine. The risk of influenza is higher for young horses than older horses. The virus is highly contagious and can be transmitted by the air from equine to equine over distances as far as 30 yards, for example, by snorting or coughing. Signs to watch for are similar to those in a human with a cold, i.e., dry cough, nasal discharge, fever, depression, and loss of appetite. With proper care, most equines recover in about 10 days. Some, however, may show symptoms for weeks, especially if put back to work too soon. Influenza is not only expensive to treat, but results in a lot of "down time" and indirect financial loss, not to mention discomfort to your equine. Unfortunately, influenza viruses constantly change in an effort to bypass the horse's immune defense. Therefore, duration of protection is short-lived and revaccination is recommended. Since the virus can mutate frequently, vaccinations should contain the most recent strains. Not all equines need influenza vaccination. However, animals that travel or are exposed to other equines should be regularly immunized against influenza. Follow your veterinarian's advice as to whether your equine needs influenza vaccine.

**Rotavirus:** Rotavirus causes diarrhea in foals anywhere between 12 hours of age to five months of age. The vaccine has some efficacy, therefore mares should be vaccinated at eight, nine, and 10 months of gestation. Foals can be vaccinated at a young age.

**Equine Rhinopneumonitis:** Caused by a herpesvirus (similar to the human common cold), this disease, like influenza, is rarely fatal, but can cause the horse to be very sick for a prolonged period of time. And like influenza, vaccination cannot guarantee that the horse will not contract the disease. However, horses that have been vaccinated most often

demonstrate much milder symptoms than those that have not been vaccinated. Two distinct viruses, equine herpesvirus type 1 (EHV-1) and equine herpesvirus type 4 (EHV-4), cause two different diseases, both of which are known as rhinopneumonitis. Both cause respiratory tract problems, and EHV-1 may also cause abortion, foal death, and paralysis. Infected horses may be feverish and lethargic, and may lose appetite and experience nasal discharge and a cough. Young equines suffer most from respiratory tract infections and may develop pneumonia secondary to EHV-1. Rhinopneumonitis is spread by aerosol and by direct contact with secretions, utensils, or drinking water. Virus may be present but unapparent in carrier animals. All pregnant mares must be immunized. Foals, weanlings, yearlings, and young equines under stress also should be vaccinated. Immune protection is short. Therefore, pregnant mares are vaccinated at least during the 5th, 7th, and 9th months of gestation. Vaccination of foals is usually done at greater than six months of age with 2-3 boosters 3-4 weeks apart. Adults should be vaccinated 1-4 times per year depending upon risk factors.

**Strangles:** This upper respiratory disease, caused by *Streptococcus equi*, is highly contagious when present on a farm. Horses could carry the organism in the guttural pouch for at least two years. The disease is characterized by large abscesses under the throat which can sometimes take weeks or months to resolve. There may be some side effects associated with vaccination; therefore, it is important to discuss the risks versus benefits of vaccination with your veterinarian. The Strangles vaccine is not a routine part of the vaccination program unless there is a problem with strangles in the area. This is due to a high risk of local reaction and other side effects with the injectable vaccine. The vaccine does not provide long-term immunity, and it should not be given with other shots. Foals may be vaccinated at 2-3 months with a booster 2-3 weeks later.

**Rabies:** Rabies is a frightening disease which is more common in some areas than others. Equines are infected infrequently, but death always occurs. Rabies has a high level of public significance as human exposure can be devastating. Rabies can be transmitted from equines to humans, although there are no reported cases in humans from equine exposure. The rabies vaccine is a “must-do.” The primary carriers of rabies in



Kentucky are skunks and raccoons. But even horses housed in the city are not necessarily protected as rabies can be carried by dogs, cats, squirrels or any warm blooded mammal. Foals may be vaccinated at 4 months of age with a booster 3-4 weeks later. The rabies shot is given in two initial doses four weeks apart followed by yearly boosters. Vaccination of pregnant mares is not recommended as safety studies have not been performed.

**Botulism:** This disease is found mainly in the mid-Atlantic states, and vaccination might not be indicated in your area. Botulism can be fatal and is very expensive to treat. It causes a flaccid paralysis, and is often the result of horses eating around the carcasses of animals that have died. It has also been cited as being found in newly disturbed earth and in alfalfa hay. Botulism is known as "shaker foal syndrome" in young horses. Botulism in adult horses, "forage poisoning," also can be fatal. Foals are most commonly affected, but horses of all ages are at risk. Consult with your veterinarian for his or her recommendations in your area. Vaccines are not available for all types of botulism, but pregnant mares can be vaccinated in endemic areas.

**Equine Viral Arteritis (EVA):** EVA is a contagious, sexually transmitted disease that can cause abortion, edema (fluid swelling), and various other symptoms. It is a complicated disease which can result in some breeding restrictions and export problems. Vaccination is very effective and is required annually by law for Thoroughbred stallions in Kentucky, including teasers. Mares sent to a positive stallion should be vaccinated.

Because the vaccine is a modified live vaccine, it is possible for a vaccinated animal to pass the disease on by respiratory droplet infection to other horses in close proximity for a period of three to four weeks. Consequently, all horses in the same barn should be vaccinated at the same time and quarantined for three to four weeks. A blood test should be done before the first vaccination to differentiate a positive result from exposure vs. vaccination. Vaccination once per year should be sufficient. Follow your veterinarian's recommendations. Currently, only certain breeding stock is being routinely vaccinated under specific state regulations. These regulations should be strictly adhered to or the horse may face serious obstacles to a breeding career.

**Potomac Horse Fever:** This disease, which causes severe diarrhea and death, is not currently in this region. However, horses planning to travel to the east coast, or other areas where the disease is prevalent, should be vaccinated. Foals may be vaccinated at 4-6 months of age with 2 doses 3-4 weeks apart. Boosters may be given twice a year for those horses in an endemic area. One third of affected horses die. Contact your veterinarian for further advice..

**West Nile Virus:** The West Nile Virus affects a number of different species, including man, horses, and birds. It is most commonly spread by the bite of a mosquitoes, no direct horse to horse or horse to man transmissions are known at this time. Although it is rarely fatal in humans, mortality rates in horses can reach up to 40 percent. Even though the winter will kill the present population of mosquitoes, the disease can remain endemic in an area. Early vaccination, before there is a wide outbreak, is recommended. The vaccination is given initially with a booster 3-6 weeks later, and then annually thereafter. In places with a mild winter boosters could also be given in the fall.

**Equine Protozoal Myeloencephalitis (EPM)** EPM is a debilitating neurologic disease of horses. It can affect the brain, brainstem, spinal cord or any combination of these three areas of the central nervous system. The disease may present itself with a variety of different clinical signs, dependent on the location of the damage caused by the organism within the CNS. Although the incidence of EPM is not high in the population of horses, those horses affected are often severely affected. The causative agent of EPM has been identified as *Sarcocystis neurona*. Clinical signs are vague, but can include weakness, lameness, incoordination, difficulty moving (especially in hindquarters), or in rising from lying down. Signs can also include seizures, weight loss, blindness, loss of balance, head shaking and inappropriate sweating.

Possum feces are the source of the infection for horses. Possums acquire the infection by eating infected birds. Horses are then affected by eating pasture, hay, grain, or water contaminated with possum feces.

The vaccine has been demonstrated to produce high levels of antibodies against the Protozoa *Sarcocystis neurona*. In vitro tests have shown that the antibodies produced have been effective against the organism. Foals

4 months or over may be vaccinated and follow with a booster 4 weeks later. Annual revaccination is recommended.

**Foal Vaccinations** Foals are born immunocompetent, which means they have the ability for a normal immune response. Therefore, if a mare is not vaccinated, then a foal can be vaccinated at any time. However, if a mare is vaccinated, then she can pass along her antibodies in the colostrum (first milk). Adequate colostrum intake is essential. Sometimes if vaccines are administered to foals too early they interfere with colostral antibodies. Today, vaccine recommendations for young horses have been pushed back, with each vaccine having a different timing for the initial dosing series.