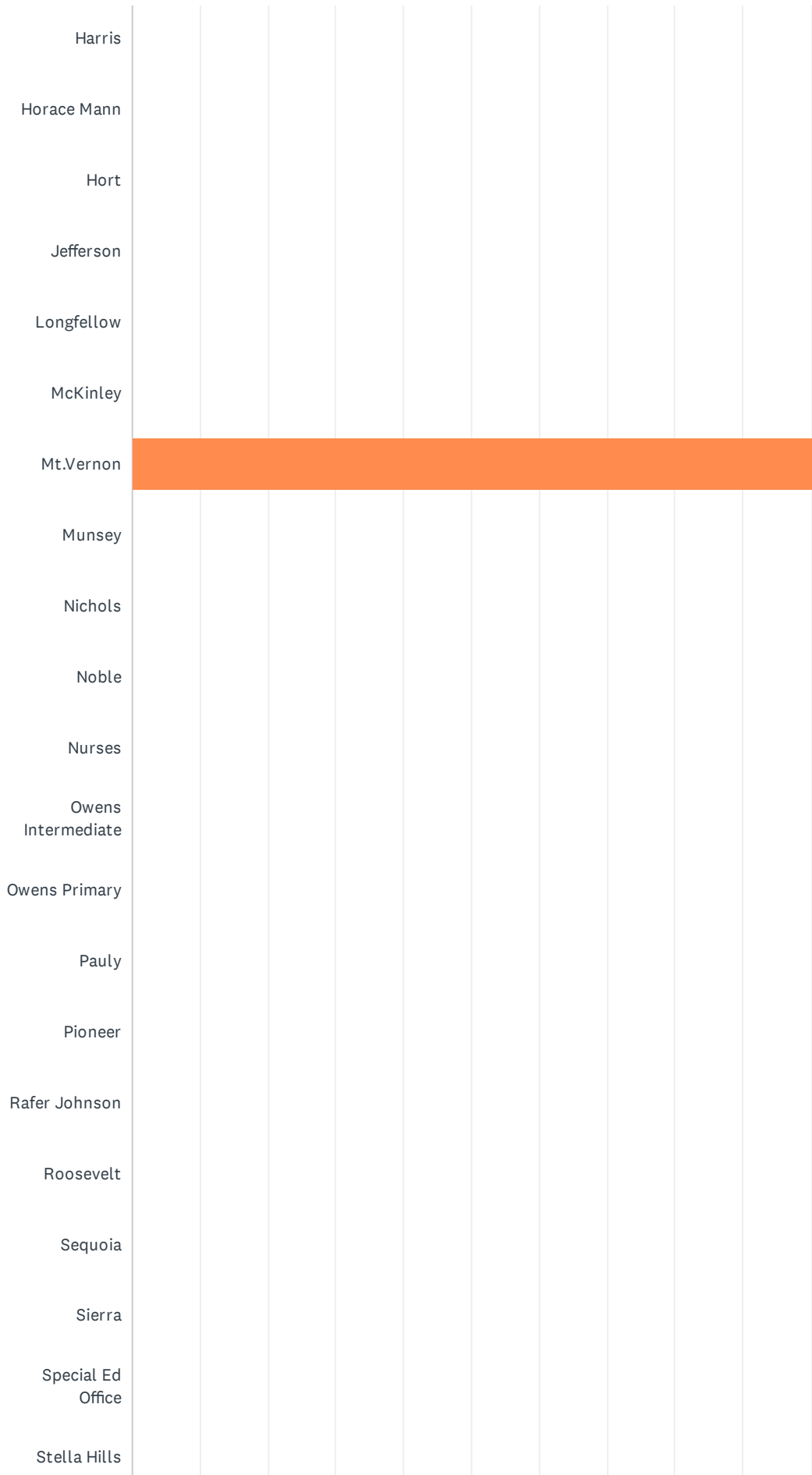


# Q1 School Site (If you work at multiple sites choose your home site OR complete a survey for each site at which you spend significant time.)

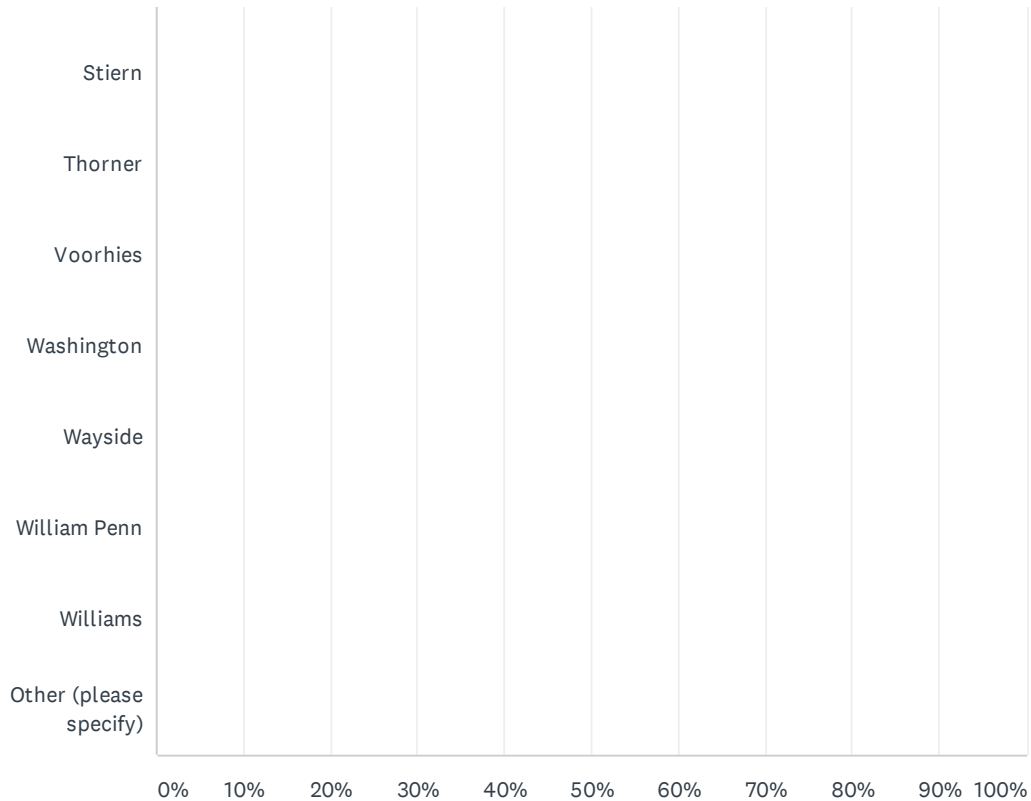
Answered: 22   Skipped: 0

Casa Loma											
Cato											
Chavez											
Chipman											
College Hts											
Compton											
Curran											
Downtown											
Ed Center											
Eissler											
Emerson											
Evergreen											
Fletcher											
Frank West											
Franklin											
Fremont											
Garza											
Harding											

2019-2020 BETA Administration/Site Climate Survey



2019-2020 BETA Administration/Site Climate Survey



2019-2020 BETA Administration/Site Climate Survey

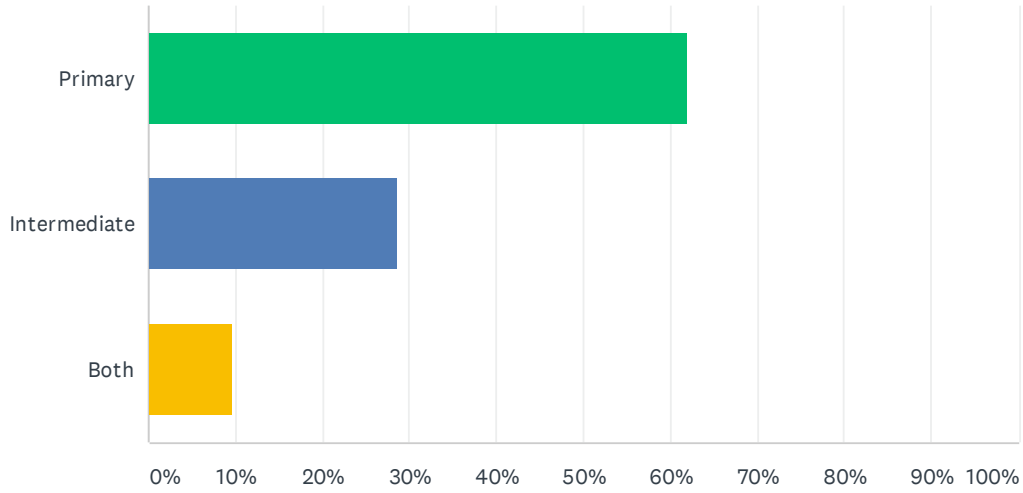
ANSWER CHOICES	RESPONSES	
Casa Loma	0.00%	0
Cato	0.00%	0
Chavez	0.00%	0
Chipman	0.00%	0
College Hts	0.00%	0
Compton	0.00%	0
Curran	0.00%	0
Downtown	0.00%	0
Ed Center	0.00%	0
Eissler	0.00%	0
Emerson	0.00%	0
Evergreen	0.00%	0
Fletcher	0.00%	0
Frank West	0.00%	0
Franklin	0.00%	0
Fremont	0.00%	0
Garza	0.00%	0
Harding	0.00%	0
Harris	0.00%	0
Horace Mann	0.00%	0
Hort	0.00%	0
Jefferson	0.00%	0
Longfellow	0.00%	0
McKinley	0.00%	0
Mt.Vernon	100.00%	22
Munsey	0.00%	0
Nichols	0.00%	0
Noble	0.00%	0
Nurses	0.00%	0
Owens Intermediate	0.00%	0
Owens Primary	0.00%	0
Pauly	0.00%	0

2019-2020 BETA Administration/Site Climate Survey

Pioneer	0.00%	0
Rafer Johnson	0.00%	0
Roosevelt	0.00%	0
Sequoia	0.00%	0
Sierra	0.00%	0
Special Ed Office	0.00%	0
Stella Hills	0.00%	0
Stiern	0.00%	0
Thorner	0.00%	0
Voorhies	0.00%	0
Washington	0.00%	0
Wayside	0.00%	0
William Penn	0.00%	0
Williams	0.00%	0
Other (please specify)	0.00%	0
Total Respondents: 22		

## Q2 Instructional Grade Level or Support Services

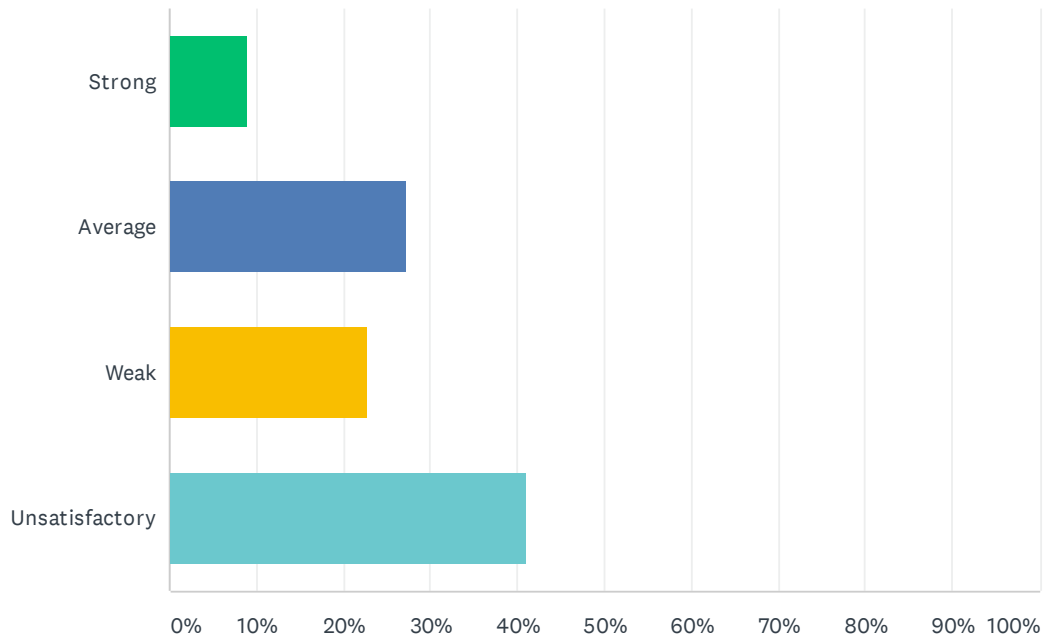
Answered: 21 Skipped: 1



ANSWER CHOICES	RESPONSES	
Primary	61.90%	13
Intermediate	28.57%	6
Both	9.52%	2
TOTAL		21

### Q3 Site administration is sensitive to the needs of students, staff, and community.

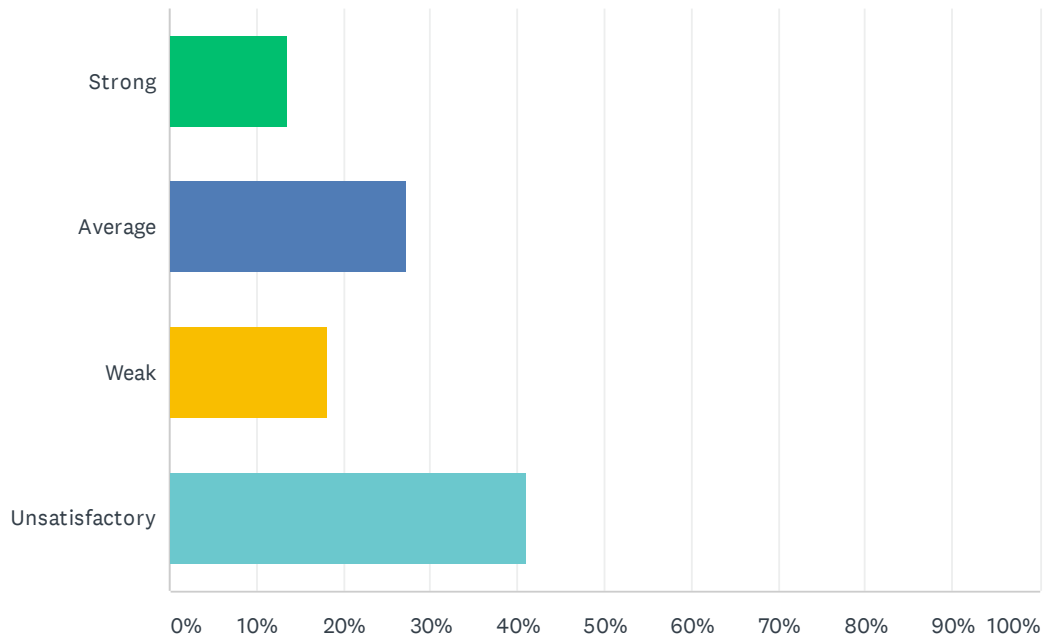
Answered: 22 Skipped: 0



ANSWER CHOICES	RESPONSES	
Strong	9.09%	2
Average	27.27%	6
Weak	22.73%	5
Unsatisfactory	40.91%	9
TOTAL		22

## Q4 Site administration treats staff with respect; you feel like a valued member of a team

Answered: 22 Skipped: 0

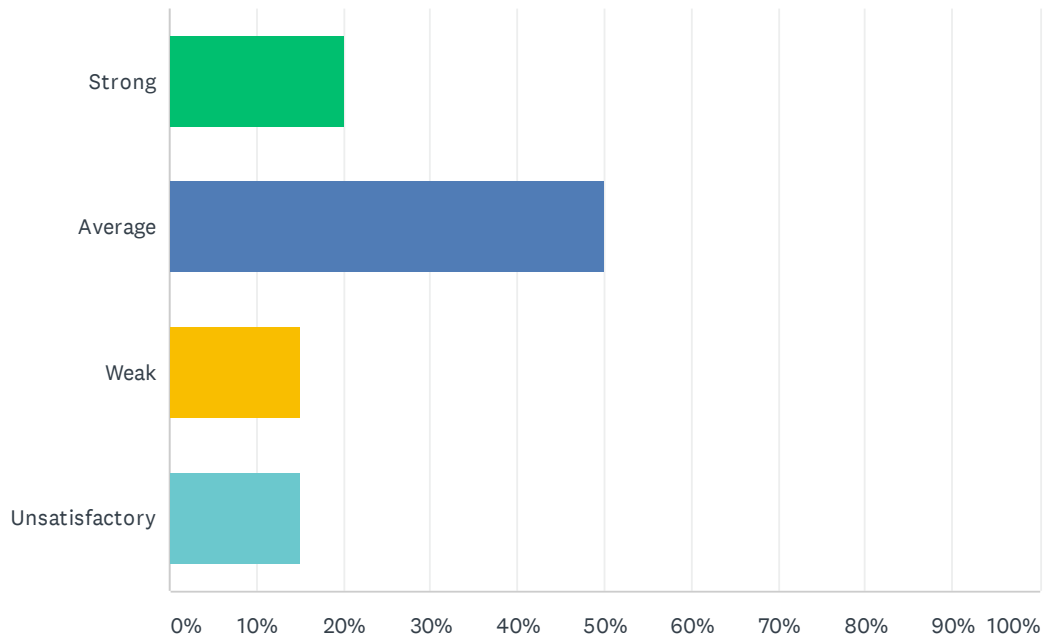


ANSWER CHOICES	RESPONSES
Strong	13.64% 3
Average	27.27% 6
Weak	18.18% 4
Unsatisfactory	40.91% 9
TOTAL	22



### Q5 Site administration conducts classroom visits (walk-through) in least the disruptive manner and leaves timely feedback (within 24 hours).

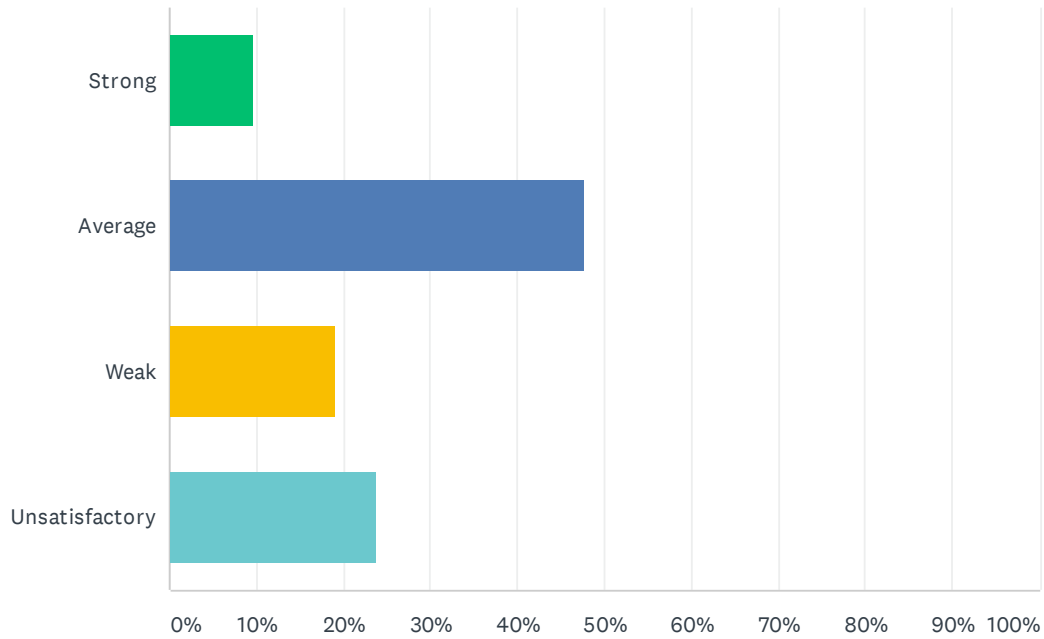
Answered: 20 Skipped: 2



ANSWER CHOICES	RESPONSES	
Strong	20.00%	4
Average	50.00%	10
Weak	15.00%	3
Unsatisfactory	15.00%	3
<b>TOTAL</b>		<b>20</b>

## Q6 Site administration follows the contract and respects personal rights.

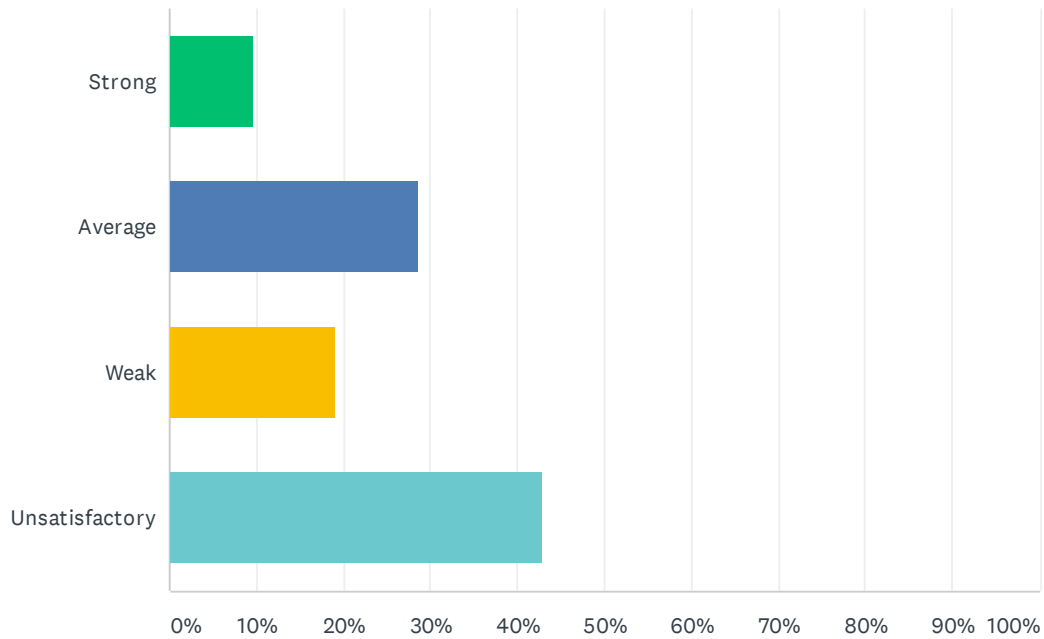
Answered: 21 Skipped: 1



ANSWER CHOICES	RESPONSES
Strong	9.52% 2
Average	47.62% 10
Weak	19.05% 4
Unsatisfactory	23.81% 5
<b>TOTAL</b>	<b>21</b>

### Q7 Administration utilizes staff according to their job description (ie. Coaches, APL's, Specialists & Staff).

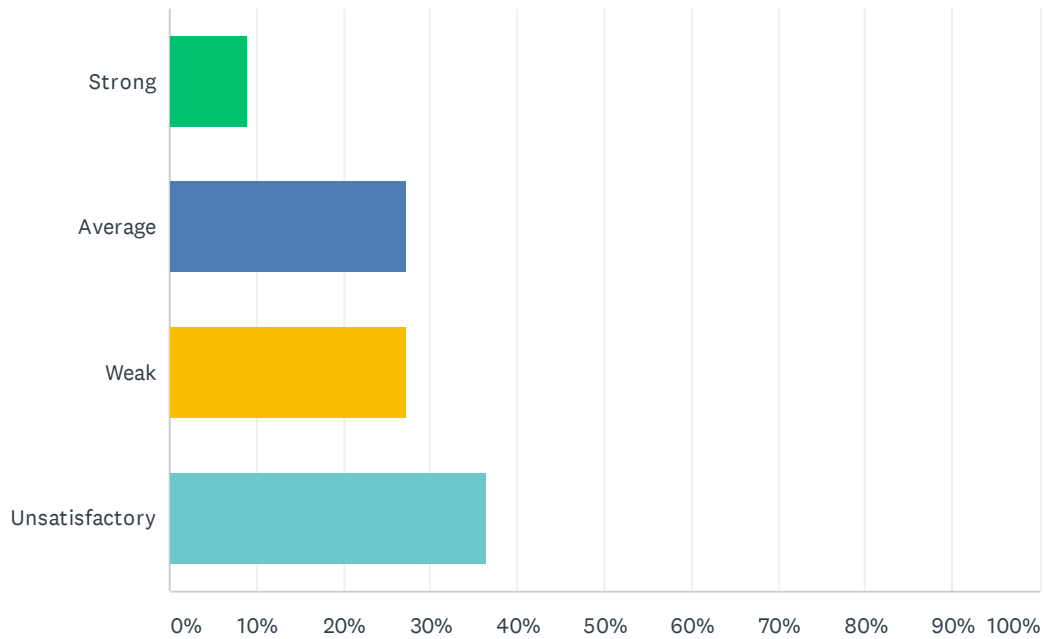
Answered: 21 Skipped: 1



ANSWER CHOICES	RESPONSES
Strong	9.52% 2
Average	28.57% 6
Weak	19.05% 4
Unsatisfactory	42.86% 9
TOTAL	21

## Q8 Administration maintains open communication with staff, parents, and students.

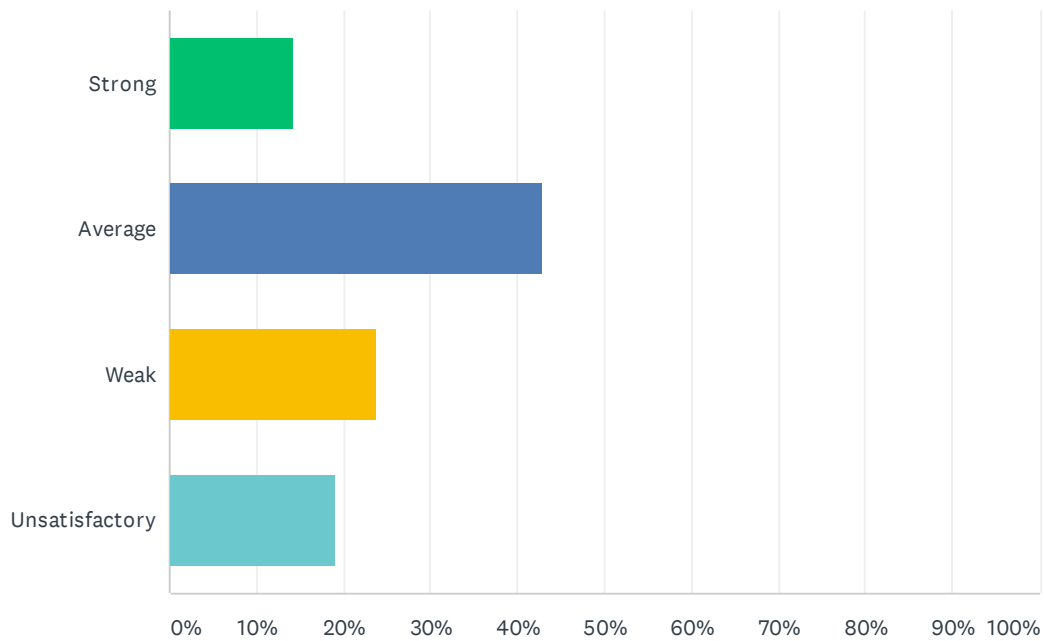
Answered: 22 Skipped: 0



ANSWER CHOICES	RESPONSES	
Strong	9.09%	2
Average	27.27%	6
Weak	27.27%	6
Unsatisfactory	36.36%	8
TOTAL		22

## Q9 Administration supports staff against attacks and criticism from parents.

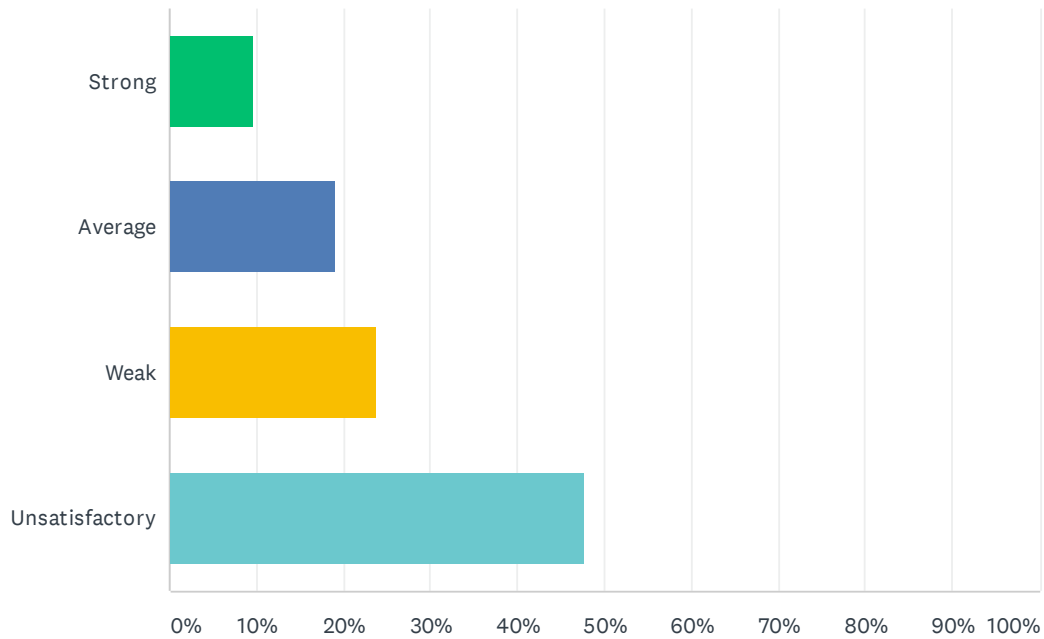
Answered: 21 Skipped: 1



ANSWER CHOICES	RESPONSES	
Strong	14.29%	3
Average	42.86%	9
Weak	23.81%	5
Unsatisfactory	19.05%	4
TOTAL		21

### Q10 Site administration treats all teachers equally; there is no preferential treatment.

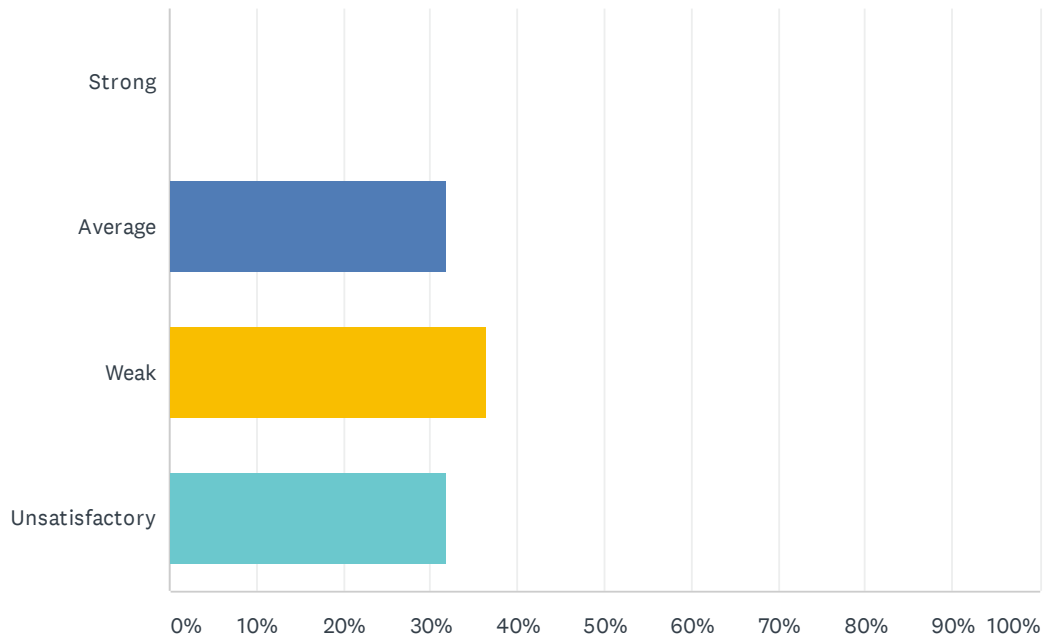
Answered: 21 Skipped: 1



ANSWER CHOICES	RESPONSES	
Strong	9.52%	2
Average	19.05%	4
Weak	23.81%	5
Unsatisfactory	47.62%	10
<b>TOTAL</b>		<b>21</b>

## Q11 Administration supports classroom discipline procedures and follows District discipline guidelines.

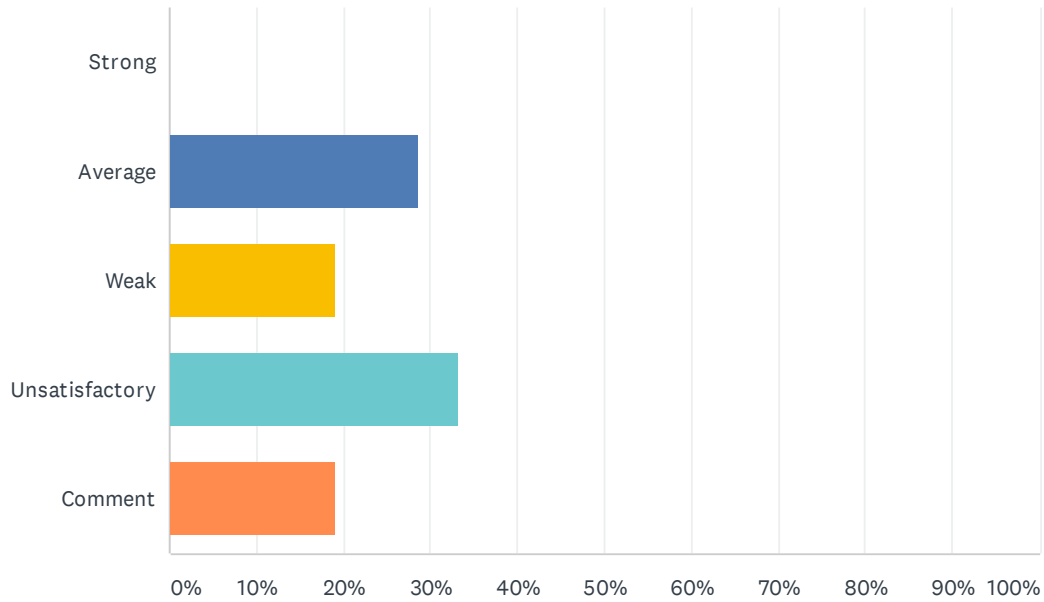
Answered: 22 Skipped: 0



ANSWER CHOICES	RESPONSES	
Strong	0.00%	0
Average	31.82%	7
Weak	36.36%	8
Unsatisfactory	31.82%	7
<b>TOTAL</b>		<b>22</b>

### Q12 Administration processes ODR's (Office Disciplinary Referrals) within 48 hours and supports staff when discipline moves beyond classroom managed behaviors.

Answered: 21 Skipped: 1

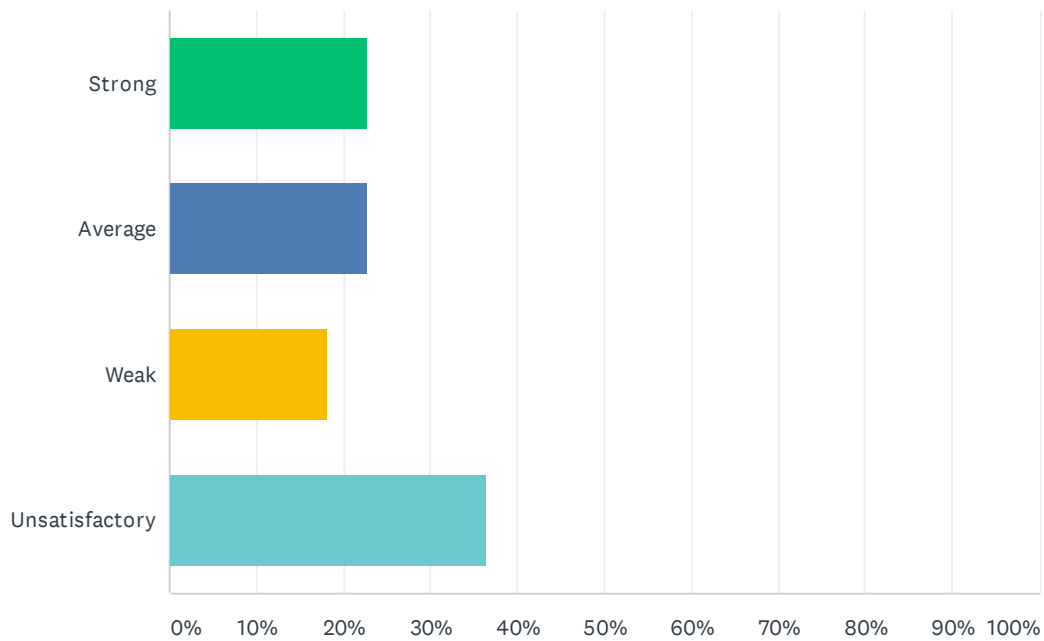


ANSWER CHOICES	RESPONSES	
Strong	0.00%	0
Average	28.57%	6
Weak	19.05%	4
Unsatisfactory	33.33%	7
Comment	19.05%	4
<b>TOTAL</b>		<b>21</b>



### Q13 Administration treats teachers as professionals; the teacher's word is not disregarded in favor of the student's.

Answered: 22 Skipped: 0



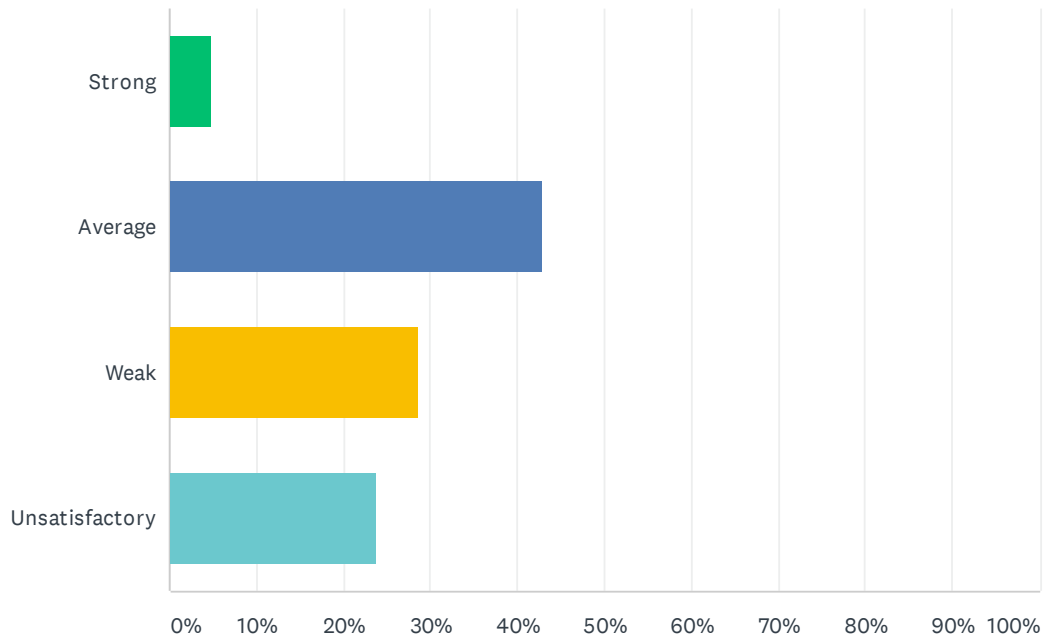
ANSWER CHOICES	RESPONSES	
Strong	22.73%	5
Average	22.73%	5
Weak	18.18%	4
Unsatisfactory	36.36%	8
<b>TOTAL</b>		<b>22</b>

**Q14 How do you feel that your administration positively/negatively impacts working conditions at your site?**

Answered: 14 Skipped: 8

## Q15 Site staff is involved in setting school policies and budgetary priorities.

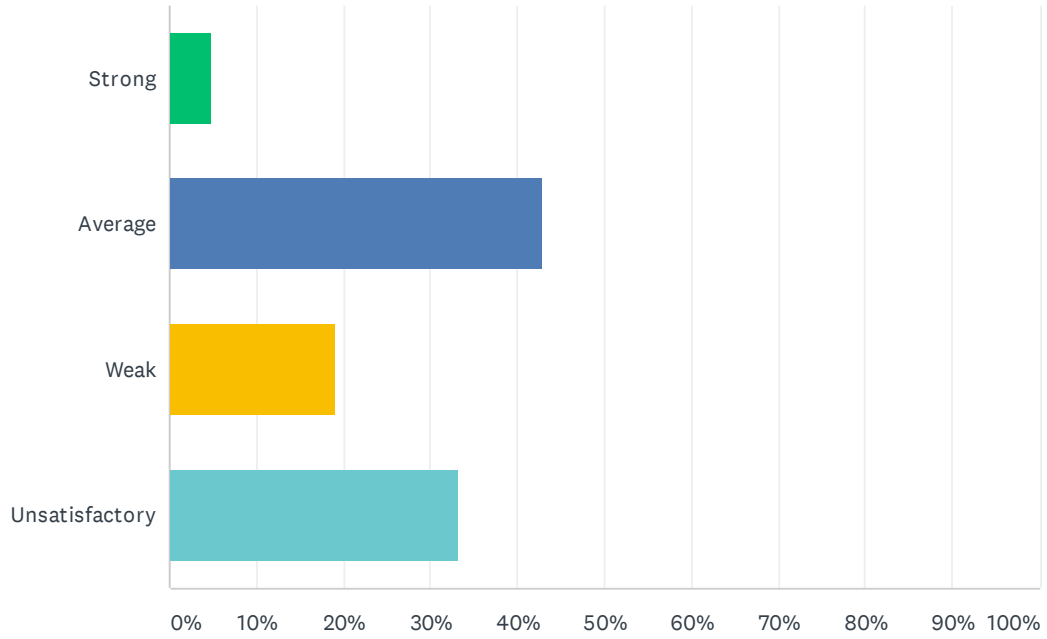
Answered: 21 Skipped: 1



ANSWER CHOICES	RESPONSES
Strong	4.76% 1
Average	42.86% 9
Weak	28.57% 6
Unsatisfactory	23.81% 5
TOTAL	21

## Q16 Site meetings are productive and not excessive.

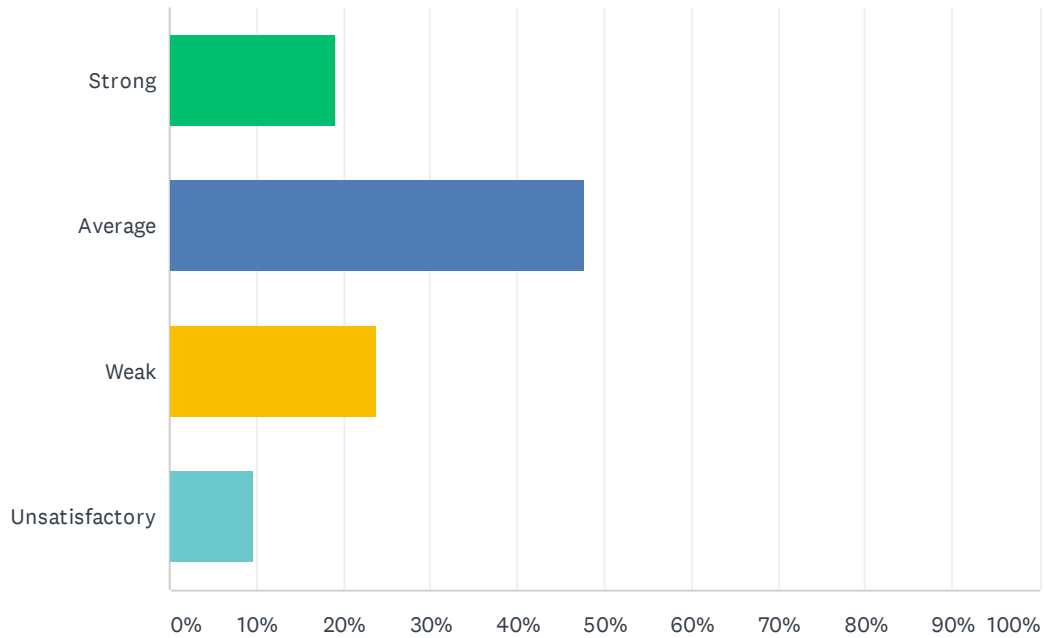
Answered: 21 Skipped: 1



ANSWER CHOICES	RESPONSES
Strong	4.76% 1
Average	42.86% 9
Weak	19.05% 4
Unsatisfactory	33.33% 7
<b>TOTAL</b>	<b>21</b>

Q17 Bank days are used for PLC activities; Site administration uses two Bank Days a month and staff gets uninterrupted planning/preparation time twice a month during Bank Days.

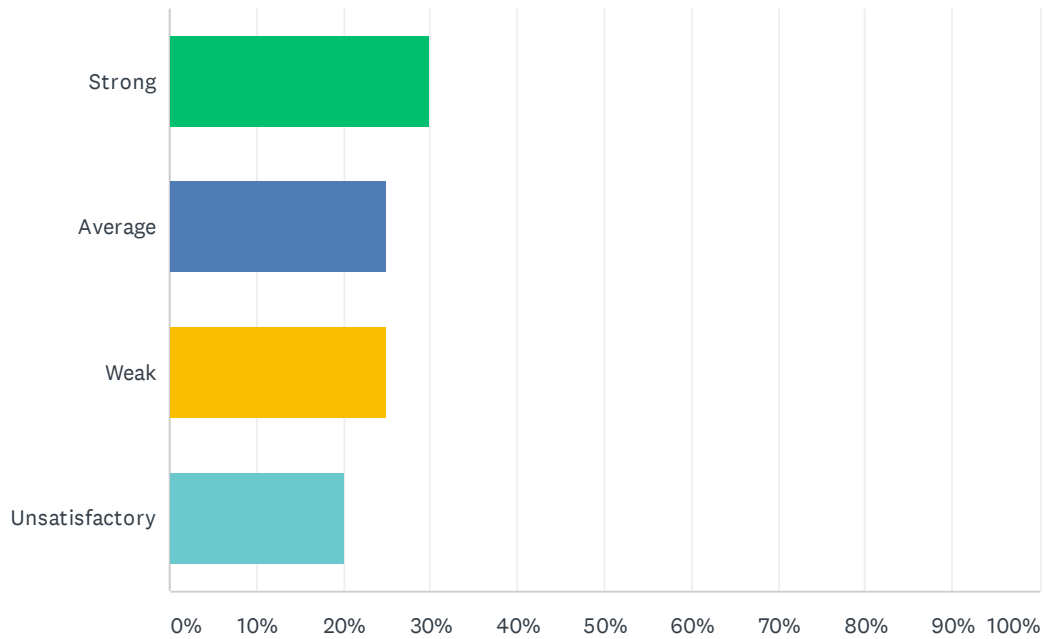
Answered: 21 Skipped: 1



ANSWER CHOICES	RESPONSES
Strong	19.05% 4
Average	47.62% 10
Weak	23.81% 5
Unsatisfactory	9.52% 2
TOTAL	21

### Q18 My site receives daily consecutive uninterrupted planning/preparation time. (30 minutes / 40 minutes)

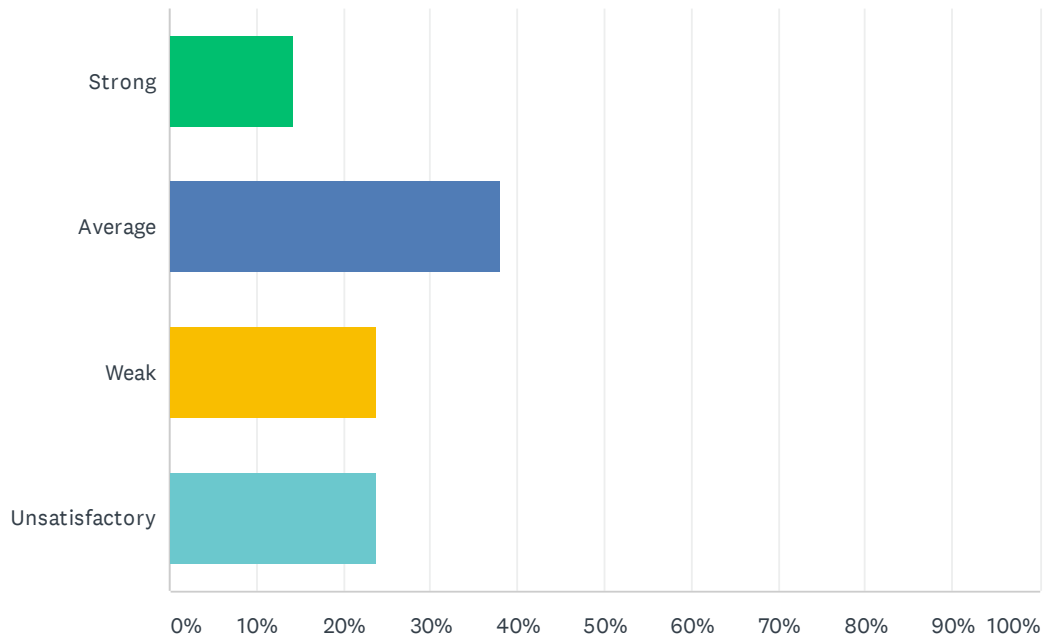
Answered: 20 Skipped: 2



ANSWER CHOICES	RESPONSES	
Strong	30.00%	6
Average	25.00%	5
Weak	25.00%	5
Unsatisfactory	20.00%	4
<b>TOTAL</b>		<b>20</b>

### Q19 Staff is given time to input district required data (ie. Benchmarks, Dibels, CFAs, Report Card, and etc).

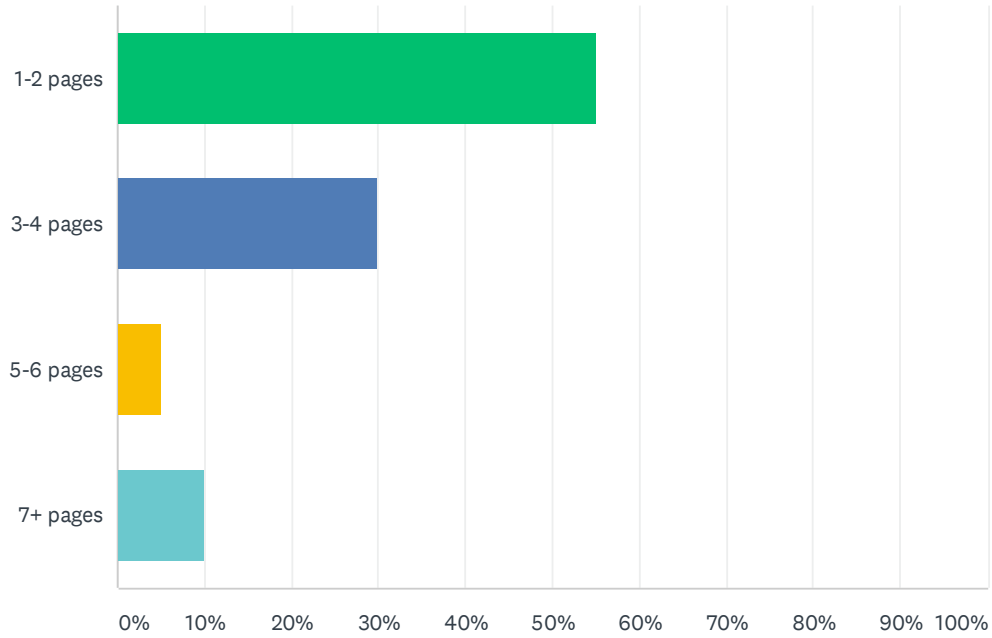
Answered: 21 Skipped: 1



ANSWER CHOICES	RESPONSES	
Strong	14.29%	3
Average	38.10%	8
Weak	23.81%	5
Unsatisfactory	23.81%	5
<b>TOTAL</b>		<b>21</b>

## Q20 Teachers are required to submit complete, but not excessively lengthy lesson plans.

Answered: 20 Skipped: 2

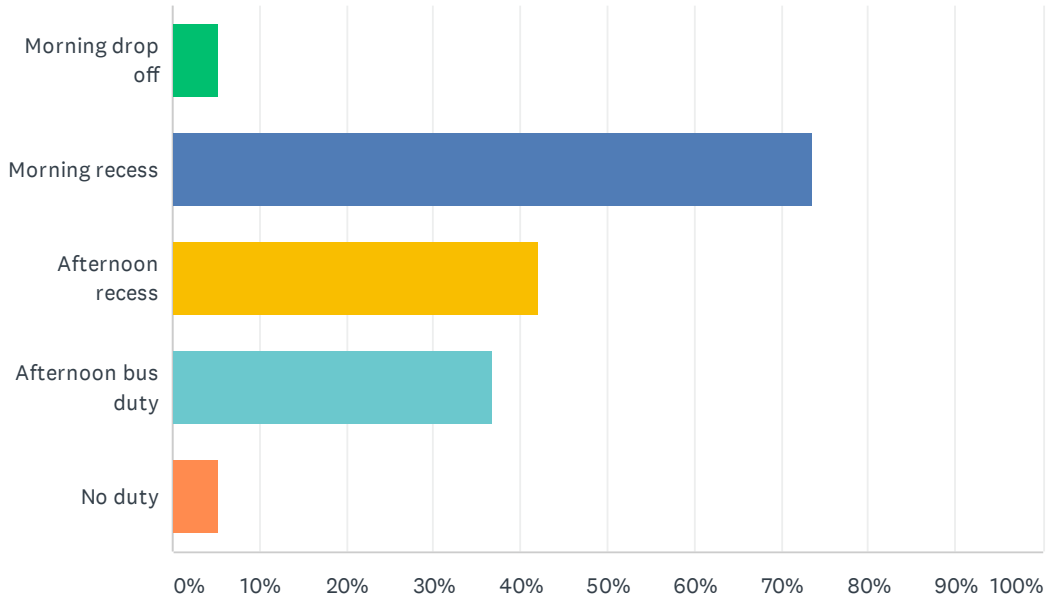


ANSWER CHOICES	RESPONSES
1-2 pages	55.00% 11
3-4 pages	30.00% 6
5-6 pages	5.00% 1
7+ pages	10.00% 2
TOTAL	20



## Q21 Staff has recess and/or bus duty.

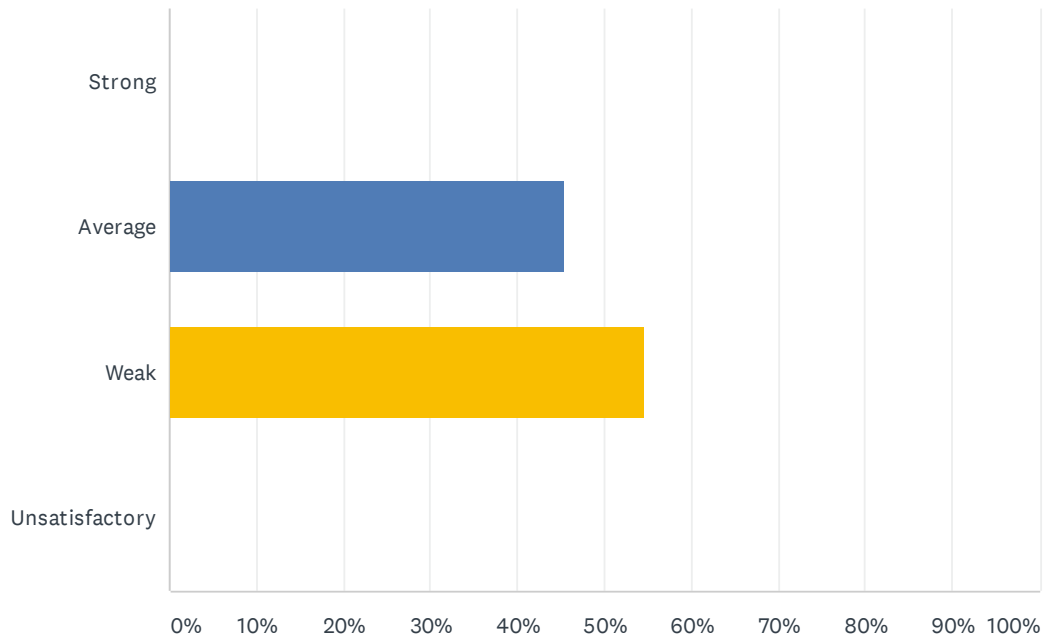
Answered: 19 Skipped: 3



ANSWER CHOICES	RESPONSES
Morning drop off	5.26% 1
Morning recess	73.68% 14
Afternoon recess	42.11% 8
Afternoon bus duty	36.84% 7
No duty	5.26% 1
Total Respondents: 19	

## Q22 The Special Education Department is assisting you with your questions, problems, and concerns.

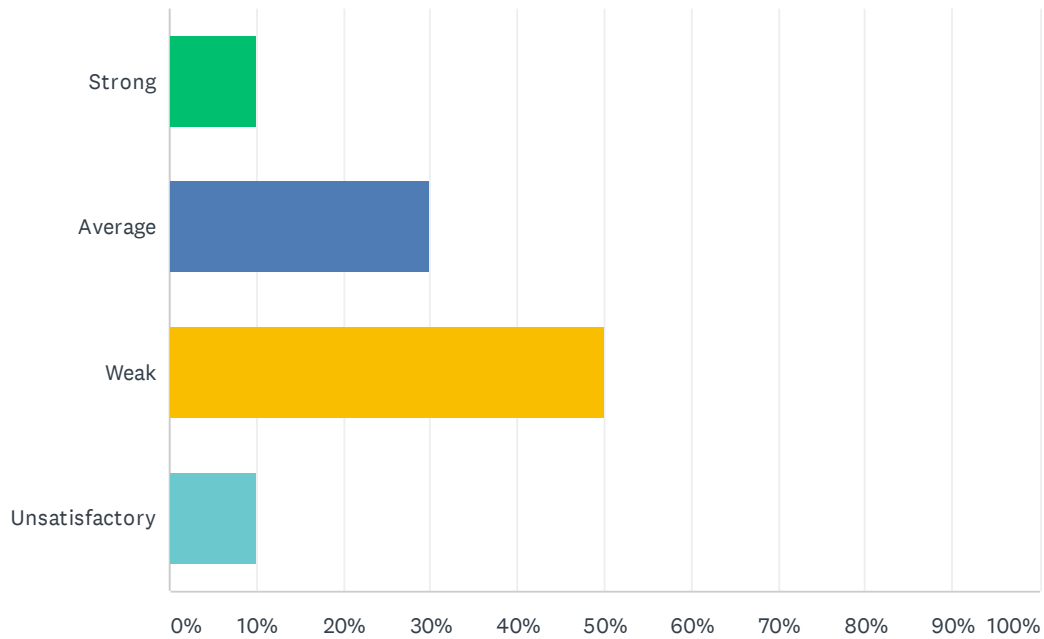
Answered: 11 Skipped: 11



ANSWER CHOICES	RESPONSES	
Strong	0.00%	0
Average	45.45%	5
Weak	54.55%	6
Unsatisfactory	0.00%	0
<b>TOTAL</b>		<b>11</b>

## Q23 Special Education class size is balanced within each program to ensure student safety and individualized instruction.

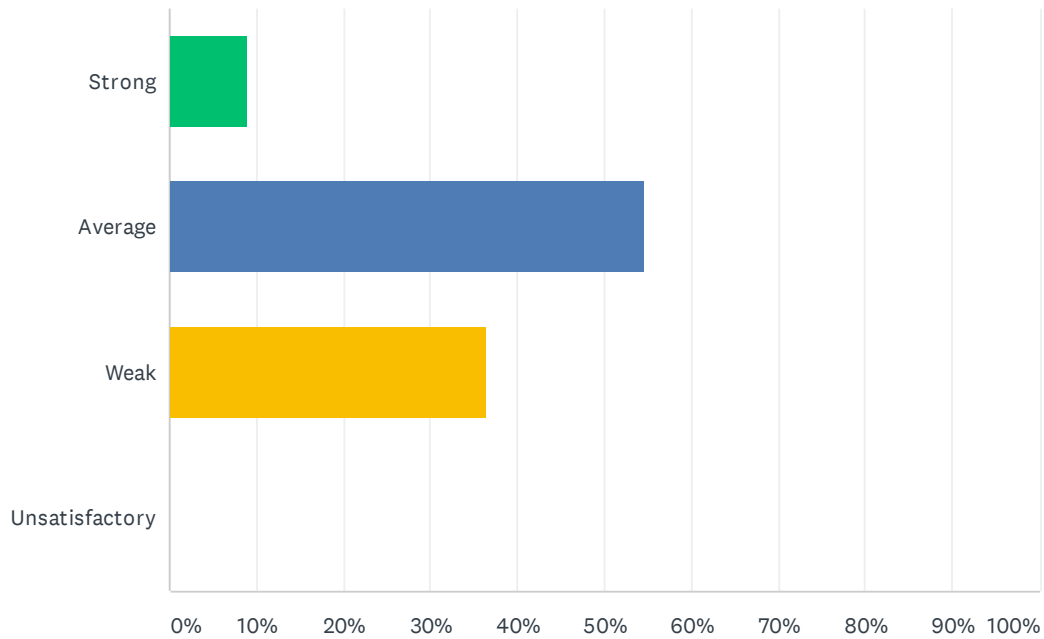
Answered: 10 Skipped: 12



ANSWER CHOICES	RESPONSES
Strong	10.00% 1
Average	30.00% 3
Weak	50.00% 5
Unsatisfactory	10.00% 1
<b>TOTAL</b>	<b>10</b>

## Q24 Special education teachers have opportunities to participate in school-based, content area staff development.

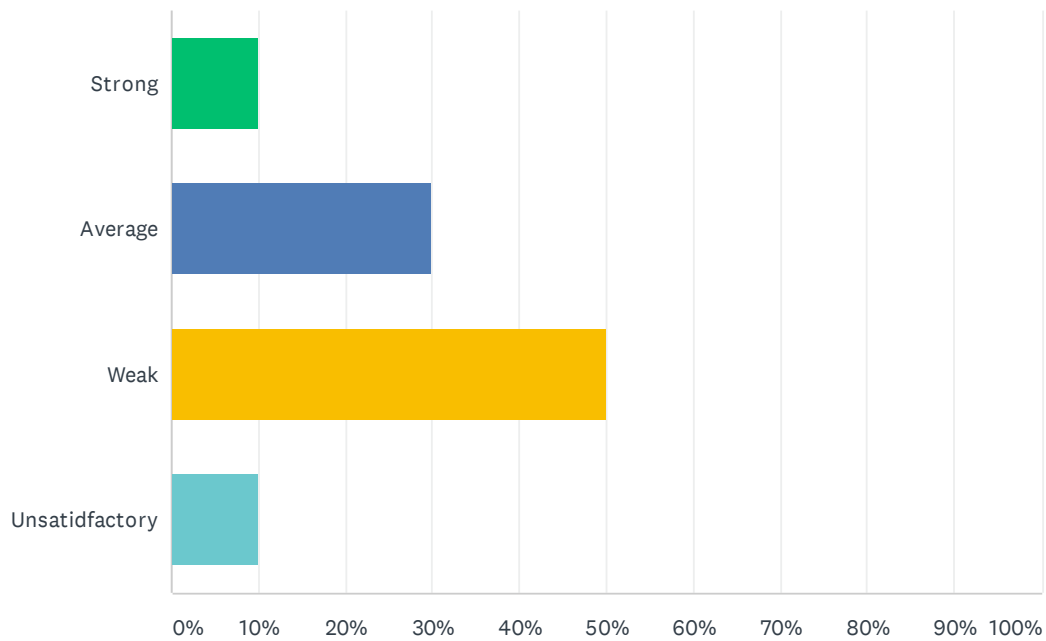
Answered: 11 Skipped: 11



ANSWER CHOICES	RESPONSES
Strong	9.09% 1
Average	54.55% 6
Weak	36.36% 4
Unsatisfactory	0.00% 0
<b>TOTAL</b>	<b>11</b>

## Q25 Special education teachers have needed access to ALL instructional resources provided to the general education teachers.

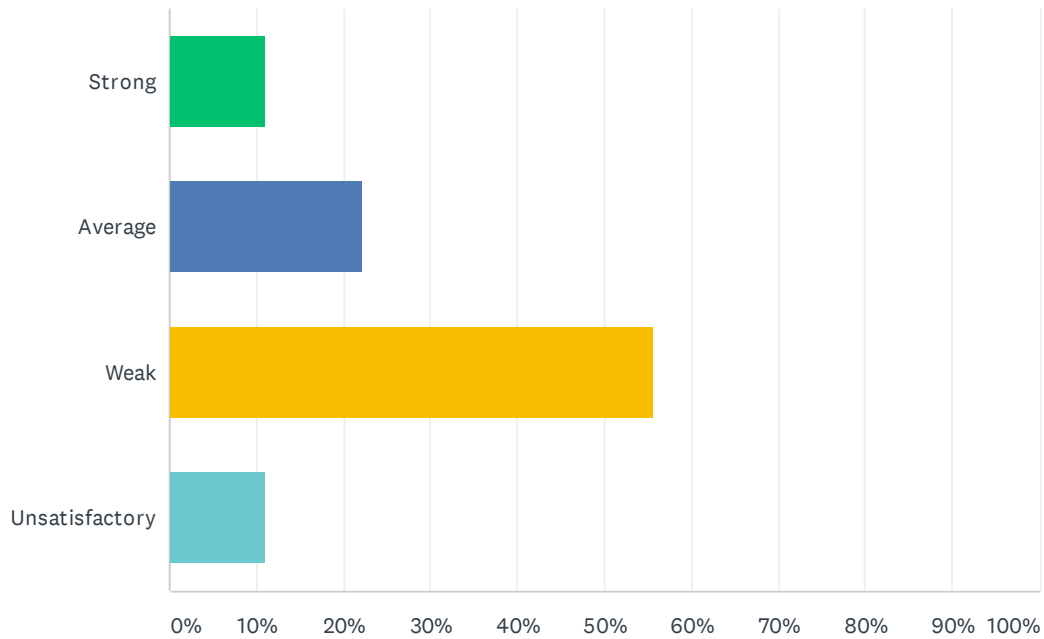
Answered: 10 Skipped: 12



ANSWER CHOICES	RESPONSES	
Strong	10.00%	1
Average	30.00%	3
Weak	50.00%	5
Unsatisfactory	10.00%	1
<b>TOTAL</b>		<b>10</b>

## Q26 Special education teachers are adequately trained in the administration of state assessments and District IEP's.

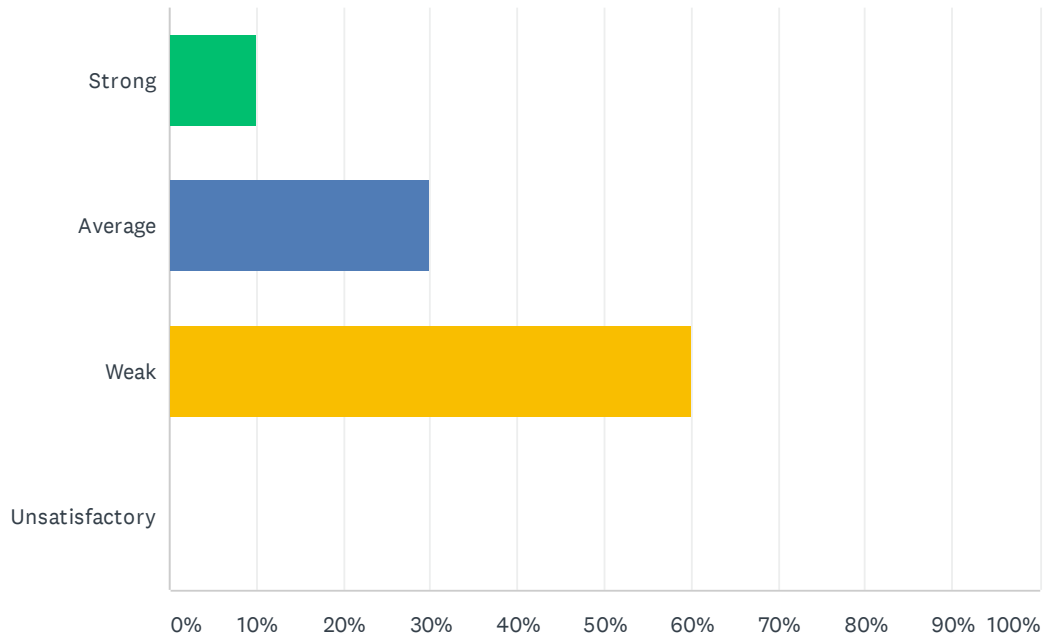
Answered: 9 Skipped: 13



ANSWER CHOICES	RESPONSES
Strong	11.11% 1
Average	22.22% 2
Weak	55.56% 5
Unsatisfactory	11.11% 1
<b>TOTAL</b>	<b>9</b>

## Q27 The site principal is accessible to discuss special education issues.

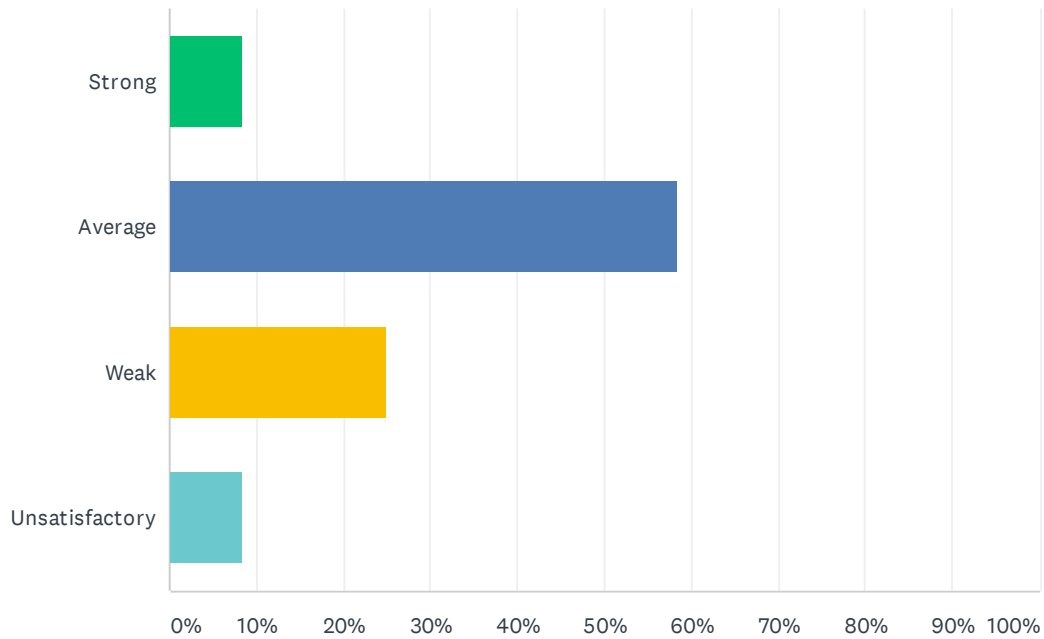
Answered: 10 Skipped: 12



ANSWER CHOICES	RESPONSES	
Strong	10.00%	1
Average	30.00%	3
Weak	60.00%	6
Unsatisfactory	0.00%	0
<b>TOTAL</b>		<b>10</b>

## Q28 The site principal promotes equal opportunities for all students to learn.

Answered: 12 Skipped: 10

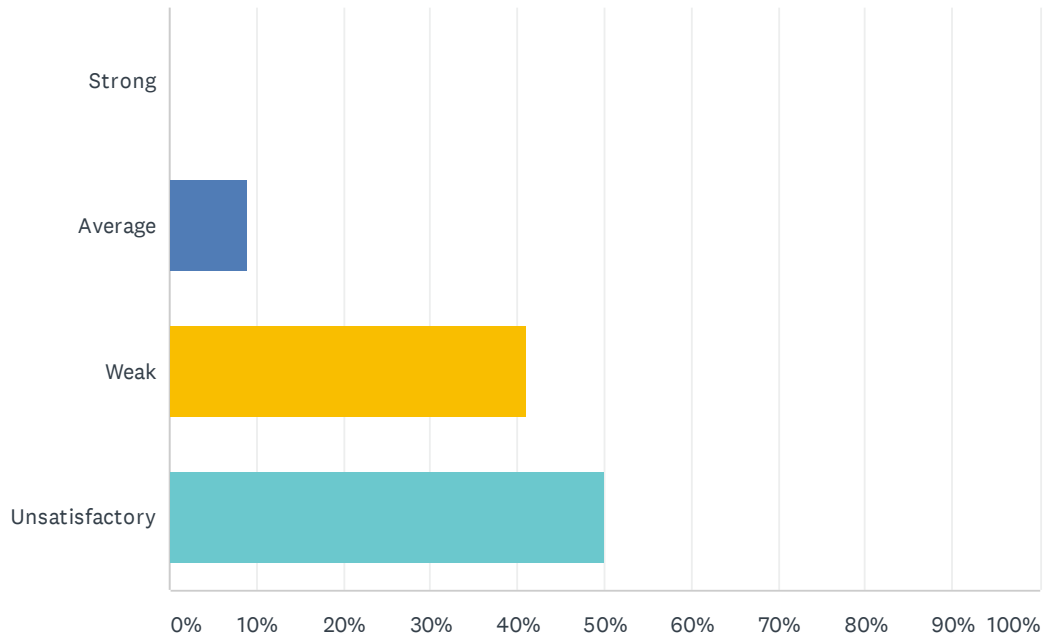


ANSWER CHOICES	RESPONSES	
Strong	8.33%	1
Average	58.33%	7
Weak	25.00%	3
Unsatisfactory	8.33%	1
<b>TOTAL</b>		<b>12</b>



## Q29 PBIS is used effectively and is improving behavior.

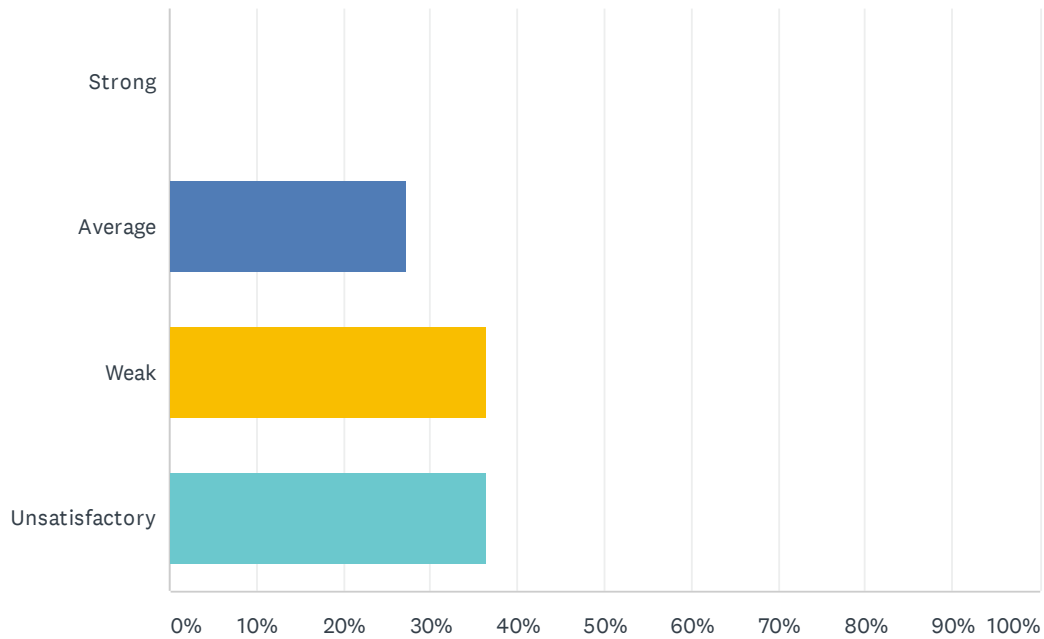
Answered: 22 Skipped: 0



ANSWER CHOICES	RESPONSES	
Strong	0.00%	0
Average	9.09%	2
Weak	40.91%	9
Unsatisfactory	50.00%	11
<b>TOTAL</b>		<b>22</b>

### Q30 PBIS and Behavior Intervention Specialists are creating a safer environment at my site.

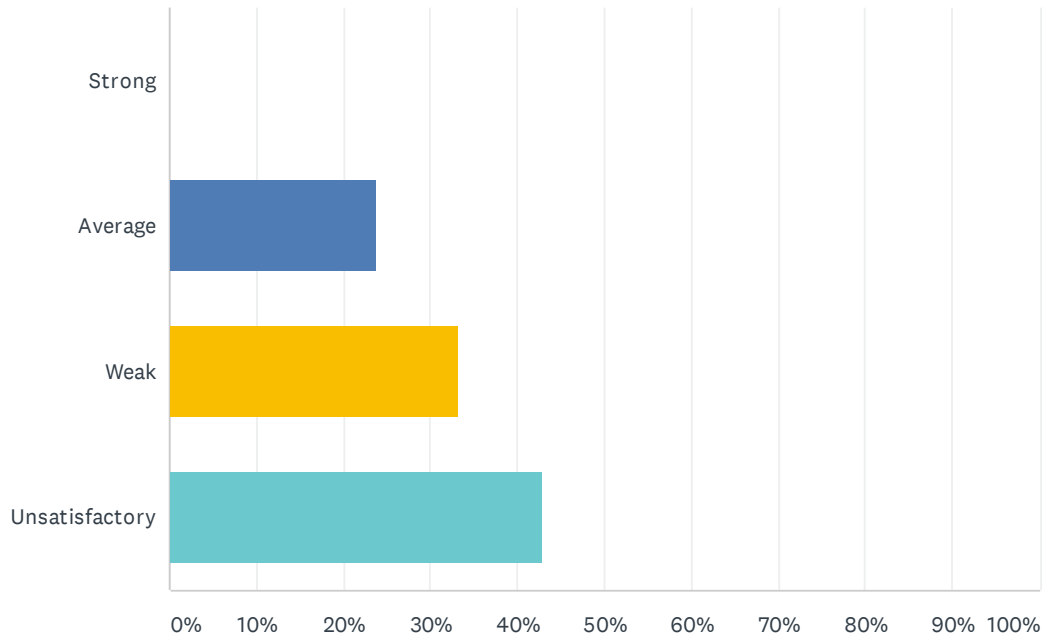
Answered: 22 Skipped: 0



ANSWER CHOICES	RESPONSES	
Strong	0.00%	0
Average	27.27%	6
Weak	36.36%	8
Unsatisfactory	36.36%	8
<b>TOTAL</b>		<b>22</b>

### Q31 Staff and students feel safe at my site.

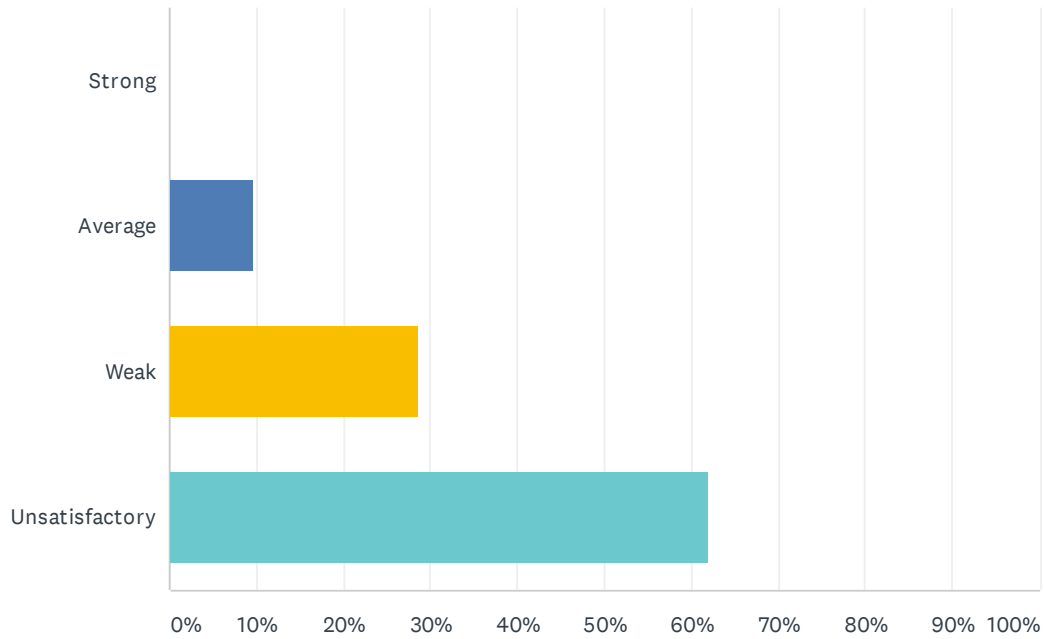
Answered: 21 Skipped: 1



ANSWER CHOICES	RESPONSES	
Strong	0.00%	0
Average	23.81%	5
Weak	33.33%	7
Unsatisfactory	42.86%	9
<b>TOTAL</b>		<b>21</b>

### Q32 Discipline is improving at my site and not interfering with learning.

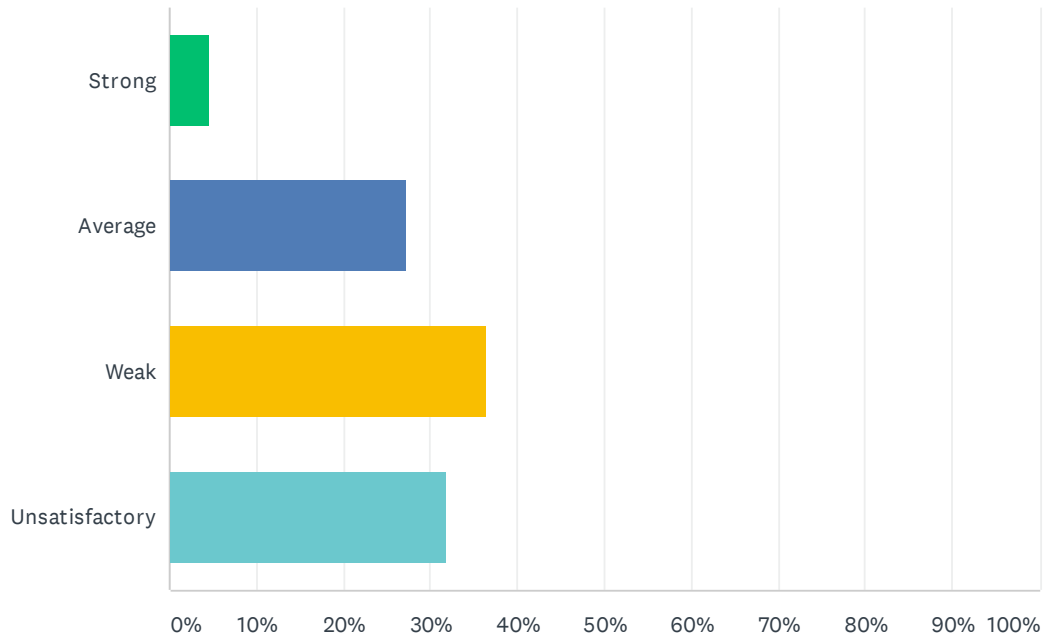
Answered: 21 Skipped: 1



ANSWER CHOICES	RESPONSES	
Strong	0.00%	0
Average	9.52%	2
Weak	28.57%	6
Unsatisfactory	61.90%	13
<b>TOTAL</b>		<b>21</b>

### Q33 Positive referrals are an effective tool in improving discipline.

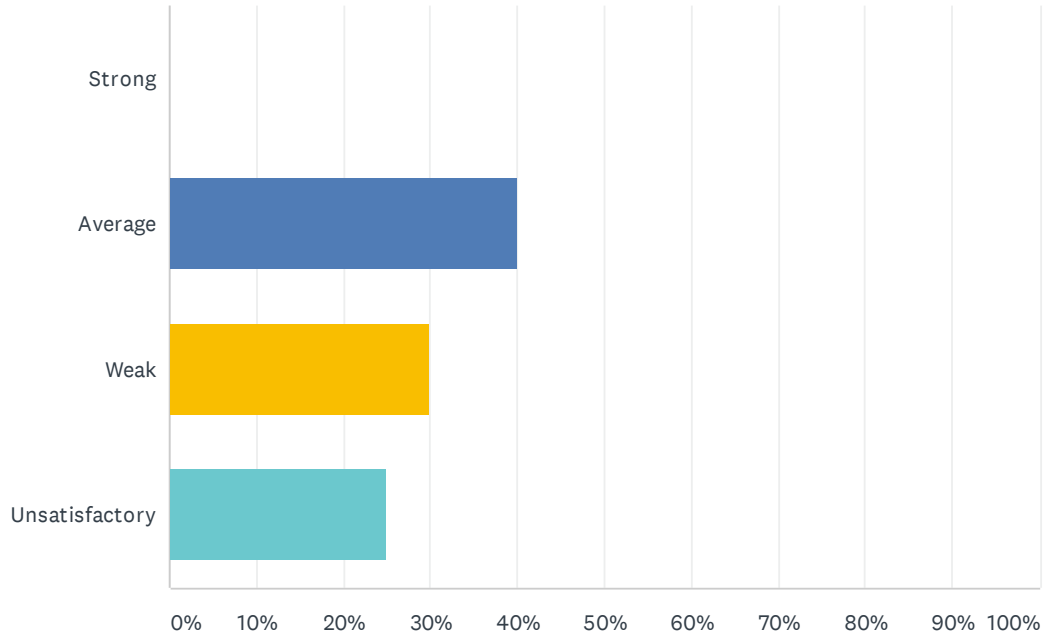
Answered: 22 Skipped: 0



ANSWER CHOICES	RESPONSES	
Strong	4.55%	1
Average	27.27%	6
Weak	36.36%	8
Unsatisfactory	31.82%	7
<b>TOTAL</b>		<b>22</b>

### Q34 When ODR's (office disciplinary referral) are written the teacher's word is valued and trusted.

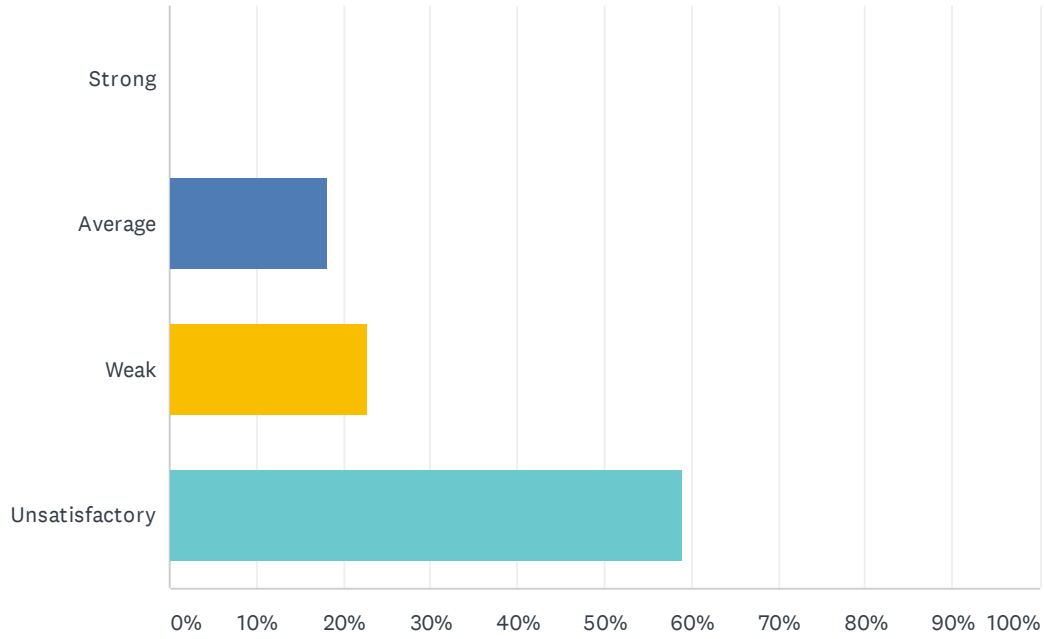
Answered: 20 Skipped: 2



ANSWER CHOICES	RESPONSES
Strong	0.00% 0
Average	40.00% 8
Weak	30.00% 6
Unsatisfactory	25.00% 5
<b>TOTAL</b>	<b>20</b>

### Q35 My site has a positive atmosphere.

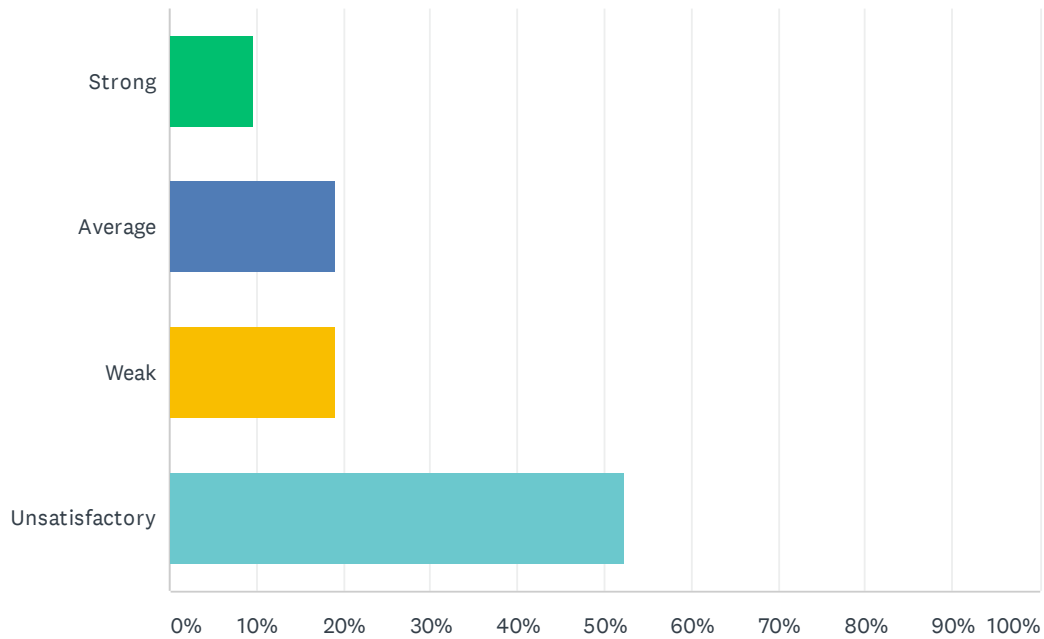
Answered: 22 Skipped: 0



ANSWER CHOICES	RESPONSES	
Strong	0.00%	0
Average	18.18%	4
Weak	22.73%	5
Unsatisfactory	59.09%	13
<b>TOTAL</b>		<b>22</b>

### Q36 I would recommend my site to other employees and prospective teachers.

Answered: 21 Skipped: 1



ANSWER CHOICES	RESPONSES	
Strong	9.52%	2
Average	19.05%	4
Weak	19.05%	4
Unsatisfactory	52.38%	11
<b>TOTAL</b>		<b>21</b>