



Lumac Domus

Specifications

- Wattage - 48W/56W/84W
- Weight - 15 lbs
- Input Total Power - 56W/62W/92W
- Lumens - 4968/5867/7932@4500 Kelvin
- Luminated Area - 20ft: 85ft x 85ft ;24ft : 118ft x 118ft ; 30ft : 138ft x 138ft
- Illuminance Uniformity - >0.6
- Input Voltage - 110/115-220/277/480
- Input Voltage - ≥90%
- Current - Single 325 mA
- Meanwell Drivers - HLG-60H/HLG-120H
- LED Single Power - 1W/1.5W
- Lumen Per Watt - ≥110Lm/W
- Environmental Temperature - 95F~122F
- Lamp Temperature - <122F
- Efficiency - >90%
- CRI - >70
- Power Factor - >0.95
- IP - IP65

Cool-lite Retrofit Kit for Lumac Domus

Features

- Custom LED retrofit kit for the Lumac Domus 10 Circular and Shoebox Series fixtures.
- Five Kelvin options to choose from: 3000k or 3500k, 4000k or 4500k, 5000k for allowing the best choice for each application.
- Retrofit kit comes completely assembled for simple snap-in installation.
- 5 year warranty.



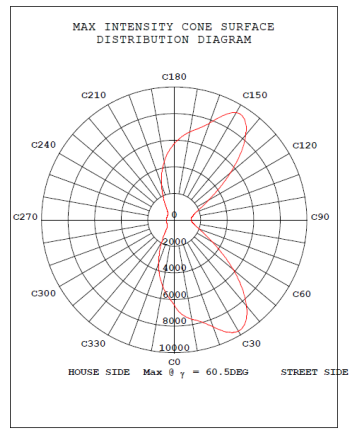
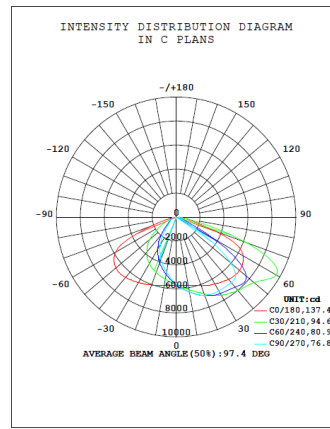
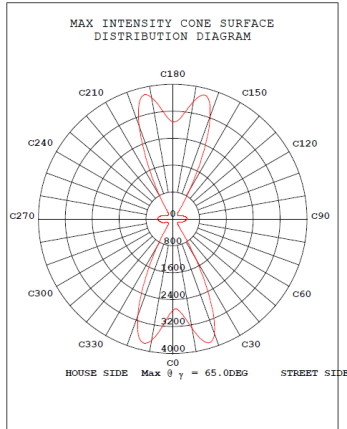
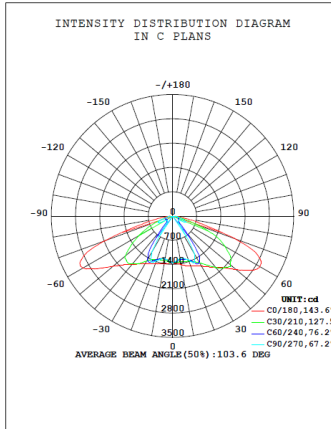
Ordering Information

EXAMPLE: LD2SE-56W-4K-<277-T5

Template	Sensor	Wattage	Kelvin	Max Voltage	Lens	Paint Color
LD2	SE (Enlighted Sensor)	48W	3k or 3.5k	277V	T2	01-Gray 02-Brown 03-White 04-Black 05-Bronze 06-Silver 07-Green 08-Blue
	SW (Wattstopper Sensor)	56W	4k or 4.5k	480V	T3	
	N (No Sensor)	84W	5k		T5	



Photometrics Showing Type-2 & 3 Distribution



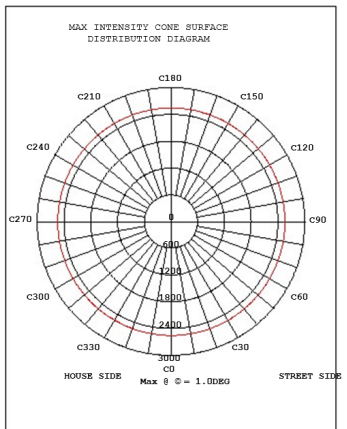
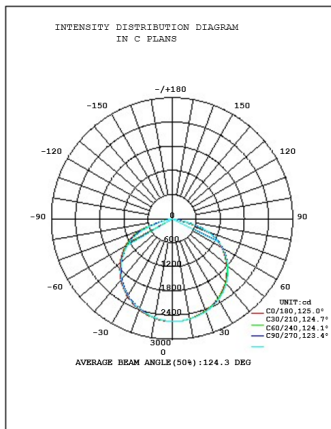
C Range: 0 - 360DEG
C Interval: 5.0DEG
Test Speed: HIGH
Temperature: 25.3DEG
Operators: 冯强
Test Date: 2012-07-30

γ Range: 0 - 90DEG
γ Interval: 0.5DEG
Test System: EVERFINE GO-2000B_V1 SYSTEM V2.0.262
Humidity: 65.0%
Test Distance: 9.970m [K=1.0000]
Remarks: 56W GLC-LD01

C Range: 0 - 360DEG
C Interval: 10.0DEG
Test Speed: MEDIUM
Temperature: 25.3DEG
Operators: Fg
Test Date: 2015-11-07

γ Range: 0 - 180DEG
γ Interval: 0.5DEG
Test System: EVERFINE GO-2000B_V1 SYSTEM V2.0.262
Humidity: 65.0%
Test Distance: 9.970m [K=1.0000]
Remarks:

Photometrics Showing Type-5 Distribution



C Range: 0 - 360DEG
C Interval: 5.0DEG
Test Speed: HIGH
Temperature: 25.3DEG
Test Date: 2014-04-26

γ Range: 0 - 90DEG
γ Interval: 0.5DEG
Test System: EVERFINE GO-2000B_V1 SYSTEM V2.0.262
Humidity: 65.0%
Test Distance: 9.970m [K=1.0000]