



Inside This Issue

- Meeting Minutes.....1-6
- Upcoming Events.....6-7
- New Releases.....8
- Members Build Blogs.....8-9
- Club "Contest"N/A
- New Techniques.....N/A
- Interesting Articles.....9-14
- USA AFV Register.....14-15
- Support Our Vendors....15-16
- Classified Ads.....16-17
- The Day Room (Editor).....17

Welcome to the latest issue of our newsletter. We try REALLY hard to publish this each month, but sometimes stuff happens, or you know, CRS flair ups occur. Of course, what's published in this newsletter is probably out of date, known by everyone already, or completely off-topic. Maybe everyone will like the pretty colors, but then your ink cartridge will probably run out after only printing a couple pages. This paragraph is what's known as "filler text", which we needed since we added the snazzy table of contents and this area was kind of empty.

Additionally, we have returned the "Classified Ad" section to the newsletter. This section will give you a space to advertise items you want to barter, swap, sale or trade. Or even a request for research material. Check it out. Contact the seller directly. Note personal email addresses are not listed on the public site. Contact the seller directly via his/her email addresses.

Check out our website for more info & photos:
<http://www.ampscentralsouthcarolina.org/>



Visit us on Facebook at:
<https://www.facebook.com/ampscentralsouthcarolina>

Regular Meeting Minutes, 14 December, 2016

Our last meeting was held on Wednesday, December 14, 2016 from 6-8 pm at the HobbyTown store in the Publix Shipping Center (North Pointe Shopping Center), Two Notch Road, Columbia (NE). This meeting was also our annual Christmas Party. We had 32 members and guests in attendance. The following are preliminary results of the White Elephant Gift Exchange:

1. **Jeff Nelson** = 1/72 scale T-64 Model 1975, Modelcollect #UA72013.
2. **Noah Brandes** = 1/35 scale M24 Chaffee Light Tank, Testors (Italeri) #810, and 1/35 scale M3 Lee, Tamiya #35039.

3. **Ralph Nardone** = 1/35 scale US M41 Walker Bulldog, Tamiya #35055.
4. **Trevor Edwards** = 1/35 scale Firefly Vc, DML #6182.
5. **Keith Frape** = 1/35 scale ARV-AL XM-1219 Mule, North Star Models # S35002.
6. **Steve Reid** = 1/35 scale Willies Jeep, Italeri #314, US Infantry Western European Theater, Tamiya #35048, Resin Figure, 120mm (1/16) scale Israeli IDF Captain from Golani Brigade 1985 Resin, Verlinden #530, 90mm Royal Artillery CEFO & Javelin White Metal Figure, Barton Miniatures #BM/H19, Book B&N Armored Fighting Vehicles, by Philip Trehwitt, ISBN #9780760712603, and Book Osprey Crusader Cruiser Tank 1939-45, by David Fletcher & Peter Sarson, ISBN #9781855325128.
7. **Rebecca Hettmansperger** = 1/48 scale Supacat Jackal: Operation Herrick Afghanistan, Airfix #A05301, and Supacat Coyote: Operation Herrick Afghanistan, Airfix #A05302.
8. **Ben Brandes** = 1/35 scale Valentine Mk. III W/ Rota Trailer, AFV Club #AF35201, and Book AK Interactive D.A.K. Profile Guide, by Fernando Vallejo, #AK271.
9. **Tony Abbott** = 1/35 scale IDF SHOT Kal 1973, AFV Club #AF35124.
10. **Mike Roof** = Russian BRDM-2UM, Trumpeter #05514.
11. **Nick Sherrer** = 1/48 scale US M4A1 (76)W Medium Tank, Hobby Boss #HB84801, and 1/35 scale Plaster Ardennes Chapel Diorama, Verlinden #1559.
12. **John Sherrer** = 1/35 scale Sherman Crab Conversion Resin Kit (for Dragon/Tasca M4A4), Resicast #351133.
13. **Bryan Moeller** = 1/35 scale Merkava Mk. III Israeli Main Battle Tank, Academy #1391.
14. **Tim Darrah** = 1/35 scale Einheitsdiesel with Bilstein Recovery Crane, IBG Models #35006.
15. **Kevin Cook** = 1/35 scale M24 Chaffee, Italeri #244, and Book Squadron Pz. Kpfw. 38(t) Variations in Action, by Charles K. Kliment, #12052.
16. **Eliere Tolan** = 1/35 scale US M4A3 75mm Gun Late Production kit, Tamiya #35250.
17. **Tom McCoy** = 1/35 scale T-55A Russian Medium Tank, Tamiya, #35257. [Note – this was a gag gift, and the box contained a Heller AMX 13 kit. Trevor traded his Firefly Vc with Tom so he didn't feel jipped]
18. **Paul Lovell** = Book Osprey Masterclass: Panzer Modelling, by Tony Greenland, ISBN #9781841760957.
19. **Tony Kelly** = 1/35 scale British Challenger 2 Enhanced Armour, Trumpeter #01522.
20. **Tom Wingate** = 1/35 scale Schwerer Panzerspahwagen Kommandowagen, DML #6071.
21. **Brandon Hollis** = 1/35 scale Stug III Ausf. G 75mm, Sd. Kfz. 142/1, DML # 9014.
22. **Morgan Cicimurri** = 1/35 scale US M48A3 Patton, Tamiya #35120.
23. **John Currie** = 1/35 scale British Challenger II, Trumpeter #00308.
24. **Phil Cavender** = 75mm scale General George S Patton Resin Figure, Verlinden #12-7501, and 1/35 scale Resin Inspection Generals with Base, Jaguar Models #63051.
25. **Michael Child** = 1/35 scale Schwimmwagen Type 166, Tamiya #35224, and US Army Airborne (Operation Varsity 1945), DML #6148.
26. **Dave Varetonni** = 1/35 scale French Panhard VBL Armoured Vehicle, Tiger Model #4603.

27. **Robin Evans (?)** = 1/35 scale German 6x4 Krupp Protze Towing Truck with 37mm Pak, Tamiya #35259, German Machine Gun Crew Set, Academy #1379, and Resin Worker with Jack Hammer, Warriors #?.

Photo Album on our webpage:
[TBP]

Business items:

1) Treasurer's Report: Over the last month, we've incurred several major expenses - \$75.79 dinner for NACM trip hosts; \$299.99 for GoDaddy Web Builder v7 conversion; \$500.00 for NACM "Paver Program" donation. Current bank balance is approximately \$3,311.04 with a pending reimbursement of \$250 (individual NACM donations). Once reimbursed, our bank balance will be \$3,561.04. This does not count cash-on-hand with the treasurer, approximately \$200.

2) Next Saturday Club Build Day selection. After discussion, we selected Saturday, 21 January, 2017 as our next club build day. This will be held at Mike Roof's house starting at about 1030 am until complete. Members may arrive and depart on their own schedule. We will have lunch, light snacks and soft drinks available.

3) The conversion of our website's maintenance software from Web Builder v6 to v7 is progressing. Hopefully it will be completed before our January, 2017 meeting.

4) Members were reminded that annual membership dues are due starting January. Dues remain \$12 for adults. Dues are pro-rated at \$1 per month for the remainder of the calendar year for new members, no dues owed for their first meeting. Junior members, under 18 y.o., pay no dues. If you don't pay your dues, you won't be listed on the membership rolls that are used by the hobby shop to confirm your club member discount eligibility. Also, only members in good standing are kept on the "regular member" email contacts list, so you won't get regular emails about club business or other news.

5) Floor was opened for New Business:

a. There will be a Friday NACM tour in conjunction with the Atlanta AMPS show, 17-19 February. A recommendation is to secure lodging in Columbus, GA for Thursday night, 16 February, meet Friday morning for the tour, and then travel to Atlanta, lodging at the show on Friday and Saturday nights. This would simplify your travel so that you would not have to make the round-trip drive between Atlanta and Columbus on Friday.

b. We have tentatively reserved the SCARNG armory on Bluff road for Friday and Saturday, 9-10 June, 2017 for our next model show and contest. We discussed and voted to invite the IPMS / USA Swamp Foxes chapter to co-host the show with us. Mike Roof will make the invitation to them at their meeting on 15 December.

c. We briefly discussed contest show themes for our June 2017 show. A decision was tabled until our January, 2017 regular meeting.

6) **Christmas Party!!!!** Our Christmas Party was a great success. This year we had the best pot-luck buffet ever, and with 32 members and guests in attendance, we had one of the biggest White Elephant gift exchanges that we've ever had. Thanks to all of the members who brought food and drinks to share! Merry Christmas and Happy New Year!

Regular Show & Tell: This month we did not have our regular model show & tell so that we had more time for our Christmas Party.

Tentative Agenda, Regular Meeting, 11 January, 2017

Our next regular meeting will be held on Wednesday, January 11, 2017, 6-8 pm, at the HobbyTown store in the Publix Shopping Center (North Pointe Shopping Center), on Two Notch Road, Columbia (NE).

Tentative Agenda Business items:

- 1) Treasurer's Report: Current bank balance is approximately \$3,311.04 with a pending reimbursement of \$250 (individual NACM donations). Once reimbursed, our bank balance will be \$3,561.04. This does not count cash-on-hand with the treasurer, approximately \$200. Pending expense of \$1K for the 2017 contest venue.
- 2) We have formally invited the IPMS / USA Swamp Foxes chapter to cohost our 2017 show, 9-10 June. Mike Roof made a verbal invite at their 15 December meeting which was followed up with a formal letter proposing the details we would like to arrange. As of the time of drafting these notes, we have not received a reply.
- 3) Our rental application has been submitted to the Armory Manager for using the drill hall as our 2017 contest venue. We have not received an official reply yet.
- 4) Our Saturday Club Build Day is scheduled for 21 January, 1030 am – u/c at Mike Roof's house. We will have lunch, light snacks and soft drinks available. Bring whatever you would like to work on along with any special tools or materials. Remember that the best spaces go early!
- 5) Our 2017 Contest Vendor Coordinator, Timmy, has already sold some tables. We should have our initial promo materials (contest flyers and contest poster) ready for the Atlanta AMPS Show next month.
- 6) Contest Theme – Discuss and select one. We must select an AMPS contest theme this month so that we can have the time to get promo materials ready for Atlanta.
- 7) Our website conversion to v7 Web Builder should be done very soon. Go Daddy has done two drafts so far, but we still want them to get some small details right before we accept it and publish the new site.
- 8) Reminder that **Annual Membership Dues are due starting January**. Dues remain \$12 for adults. Dues are pro-rated at \$1 per month for the remainder of the calendar year for new members, no dues owed for their first meeting. Junior members, under 18 y.o., pay no dues. If you don't pay your dues, you won't be listed on the membership rolls that are used by the hobby shop to confirm your club member discount eligibility. Also, only members in good standing are kept on the "regular member" email contacts list, so you won't get regular emails about club business or other news.
- 9) Floor will be open for new business.

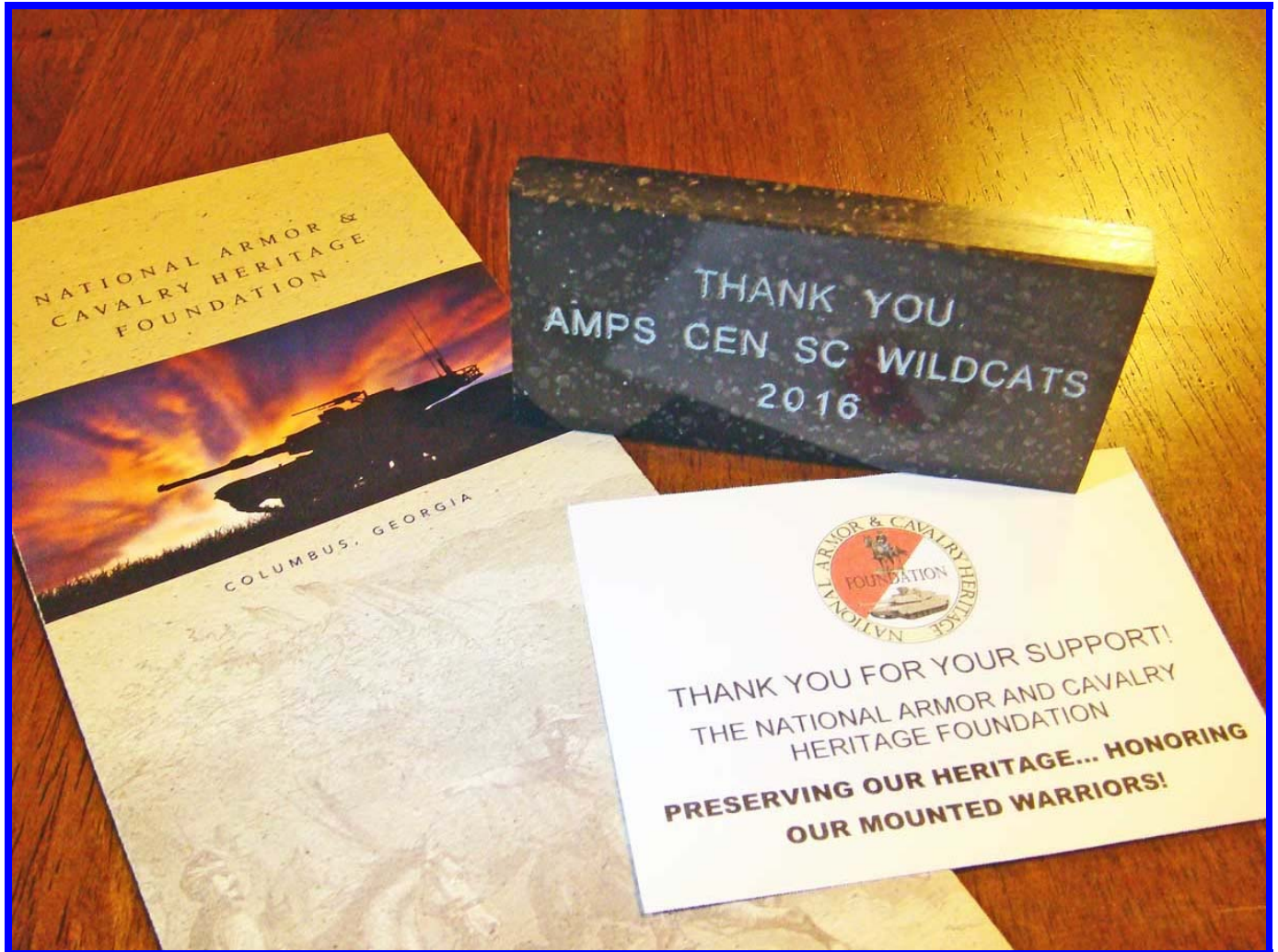
Regular Show & Tell: to follow the business portion of the meeting. Finished models, works in progress and cool new stuff – Bring it all with you to share!

UPDATE: NACM Heritage Foundation "Memorial Paver Program" Donation

We have received the small engraved souvenir paver stones for those members who made the extra \$25 donations to NACM.

I will have these at the meeting for those who have paid their reimbursements to the club treasury. There are still a few of you who have not paid yet, so please do so. You can see Ralph or me with your money.

The names of the members who went the extra mile to make these individual donations are: Phil Cavender, Michael Child, Mike Roof, Clint Mcleod, Ralph Nardone, David Varettoni, Carl Wethington, Jeffrey Nelson, and Bryan Mueller.



If possible, I'd like to get a photo for the AMPS Boresight of all of the NACM donors holding their small paver stones. We'll issue a challenge to all the other AMPS chapters to match or beat us with their own donations!

Thanks again, Wildcats, for stepping up and setting the example of support for the National Armor & Cavalry Museum!

Mike Roof

REMINDER: **The HobbyTown USA store will close at 7:00 pm (1900).** This means that all purchases at the store must be made before then so that the cash registers can be closed.

6:15 pm (1810): Admin business and Show & Tell.

6:50 pm (1850): Break: Shopping & Social Mixer. Cash registers close at 8:00 pm.

7:10 pm (1910): Reconvene: Continue Show & Tell: Builds and WIPs

8:00 pm (2000): Meeting ends (officially)

Regular meetings are held on 2nd Wednesdays of each month at 6:00 pm (1800) at the HobbyTown USA store, 10120 Two Notch Road, Suite 5, Columbia, SC 29223, (803) 736-0959.

Up-coming Events

South Carolina Modelers Association, 10th Annual Ricky Crouch Memorial "Hope It Don't Snow" Show and Contest. January 21, 2017, Marriott Hotel Ballroom, 299 North Church Street, Spartanburg, SC. <https://www.facebook.com/SCMASpartanburg/>

January 21, 2017

SCMA
SOUTH CAROLINA
MODELERS
ASSOCIATION

**10th Annual
Ricky Crouch
Memorial
"Hope it Don't Snow"
Show & Contest**

**Marriott Hotel Ballroom
299 North Church St
Spartanburg SC**

For Show & Vendor Information
Contact - Chuck Cox
(864)541-9080
E-Mail - Hobby4fun@yahoo.com

Vendor: Tables \$20.00 each before November 30th
\$25.00 each after November 30th

REGISTRATION
9:00am - Noon
\$5.00 for 1st Entry - \$1.00 each additional entry
\$5.00 General Admission

Vendor Setup - 7:00 am
Vendor Admission includes one additional staff member.

Come see the S.C.M.A Members Vintage Police Car Challenge sponsored by MASON'S Hobby Shop

Military

Cars & Trucks

Motorcycles

Planes

Ships

Sci Fi

**ALL MODELS MUST REMAIN ON TABLES UNTIL AFTER
THE AWARDS CEREMONY**

AMPS Atlanta 2017, Atlanta Armor, Figure, and Modeling Contest and Exhibition, February 17-19, 2017. Atlanta Marriott Century Center, 2000 Century Blvd., Atlanta, GA 30345, 404-325-0000. 2017 Show Theme: “Big Guns”. <http://www.ampsatlanta.org/amps-atlanta-annual-show.html>



AMPS ATLANTA 2017
BIG GUNS
FEBRUARY 17 - 19 2017

Join us for our 9th annual AMPS Atlanta model contest and show! Our show provides a great opportunity to tune up your models in time for the AMPS Nationals. There are loads of vendor tables, not to mention great Southern hospitality and weather. All models are judged using the AMPS open system.

Not just a model show, there will be great figures on display as well as educational seminars.

Eligibility for the “Big Guns” show theme is defined by models of tracked gun tanks with a main armament of 88mm and larger

Atlanta Marriott Century Center
 2000 Century Blvd.
 Atlanta, GA 30345
 404.325.0000


 www.ampsatlanta.org
 www.facebook.com/groups/ampsatlanta/

AMPS 2017 International Convention, Crown Plaza Hotel, 18 Old Ridgebury Road, Danbury, CT 06810, Phone: (203) 794-0600, April 20 to 22, 2017. See the AMPS Homepage for info at: <http://www.amps-armor.org/ampssite/default.aspx>



AMPS 2017 INTERNATIONAL CONVENTION

April 20 to 22, 2017
Crown Plaza Hotel
Danbury, CT





2017 New Releases

- **T-54-1 Soviet Medium Tank (Interior Kit)**
– Miniart, 1/35th scale, kit # 37003



Members Build Blogs

Build Blogs give an in-depth review of the construction process and allow the builders to share their knowledge. We are fortunate to have some of the members in our club with build blogs on modeling web sites.

Mike Roof has 2 on Track-Link.com:



MiniArt T-44 Soviet Medium Tank, Kit # 35193
http://www.track-link.com/forums/site_blogs/27686



Bronco Loyd Carrier No. 2, Mk II (Tracked Tractor), # CB35188, towing a Riich British Ordnance QF Mk. IV A-T Gun 6 Pdr, # 35042
http://www.track-link.com/forums/site_blogs/22053

Jeff Nelson has 1 on Armorama.com:



Fine Molds Japan Ground Self-Defense Force Type 60 APC, FM40
http://www.armorama.com/modules.php?op=modload&name=SquawkBox&file=index&req=viewtopic&topic_id=213731&page=1#2056793

Additionally, Jeff did an In-Box-Review of this kit.

<http://armorama.com/modules.php?op=modload&name=Reviews&file=index&req=showcontent&id=9272>

Keith Frape also has 2 on Armorama.com:



Chieftain Mk. 7 ARRV (Tamiya + Accurate Armor Conversion)
http://www.armorama.com/modules.php?op=modload&name=SquawkBox&file=index&req=viewtopic&topic_id=241027



Up Armored Scimitar LEP with Bar Armor (AFV Club + Castoff Models Conversion)

http://armorama.com/modules.php?op=modload&name=SquawkBox&file=index&req=viewtopic&topic_id=212968

Interesting Articles – T-34 Group Build

AMPS Central South Carolina “The Wildcats” T-34 Group Build

We decided at our August club meeting that we would have a group club display of the T-34 Group Build Models at the **Atlanta Armor, Figure, and Modeling Contest and Exhibition** to be held 17-19 February, 2017 at the Atlanta Marriott Century Center. Several members of our club are participating in this endeavor. So as a note: let’s get the builds done so we can make a great showing in February. So far we have the follow modelers participating:

1. T-34/85 No. 183 Factory “Berlin 1945” (Academy), 1/35 – Daniel Karnes

2. T-34/85 Mod. 1944 (DML + scratch built Engine Louvers, Fuel Tank Straps, Master Club Tracks, Aber PE & Barrel), 1/35 – Tom Wingate
3. T-34/85 (DML #6810 + Eduard PE), 1/35 – Carl Wethington
4. T-34/76 Factory No. 122 (AFV Club + Detail Master Wiring, Master Club Tracks), 1/35 – Phil Cavender
5. OT-34 (DML), 1/35 – Ben & Noah Brandes [father/son build one each]
6. T-34/76 Factory No. 112 (DML + Kit Maker/Tank Workshop resin Turret, Bits Krieg Boxes & Fuel Tanks, scratch built applique armor), 1/35 – Tim Darrah
7. T-34/76 (Darius Miniatures “Wedgie”), 1/35 – Steve Reid
8. T-34/85 (DML + Aubis Creations Resin Turret, Self-cast resin details, bent wire, RB Model barrel), 1/35 – Steve Reid
9. T-34/76 M42 (Italeri Fast-Build), 1/72 – Tom McCoy
10. T-34/85 (DML + Masterbox Tracks), 1/35 – Trevor Edwards
11. T-34/76 Russian Tank, 1942 Production (Tamiya), 1/35 – Mike Roof
12. T-34/76 Pressed Turret (DML + Tamiya Turret, Master Club Tracks), 1/35 – Dave Varettoni

Steve Reid has graciously volunteered to be the main point person for questions concerning you build. He has spent several years dedicated to building Soviet Armor and is a wealth of knowledge. In addition, he not only casts resin parts, but he has an extensive library. **Contact Steve directly.**

Interesting Articles – MENG vs. DEF Water-slide Zimm Decals

So, you have to decide for yourself whether or not you think that MENG stole DEF's water-slide Zimmerit decals. As for myself, I don't think that MENG crossed the line.

To be sure, DEF was the first to market these, but then, Zimm decals had already been created by Tamiya, albeit as peel-'n-stick. Also, Archer was the first (that I know of) to create 3D water-slide detail decals with their rivets, weld beads and casting marks. So, one could make an argument that it was DEF who "stole" those ideas to make their water-slide Zimm decals.

However, I don't really go with this, either.

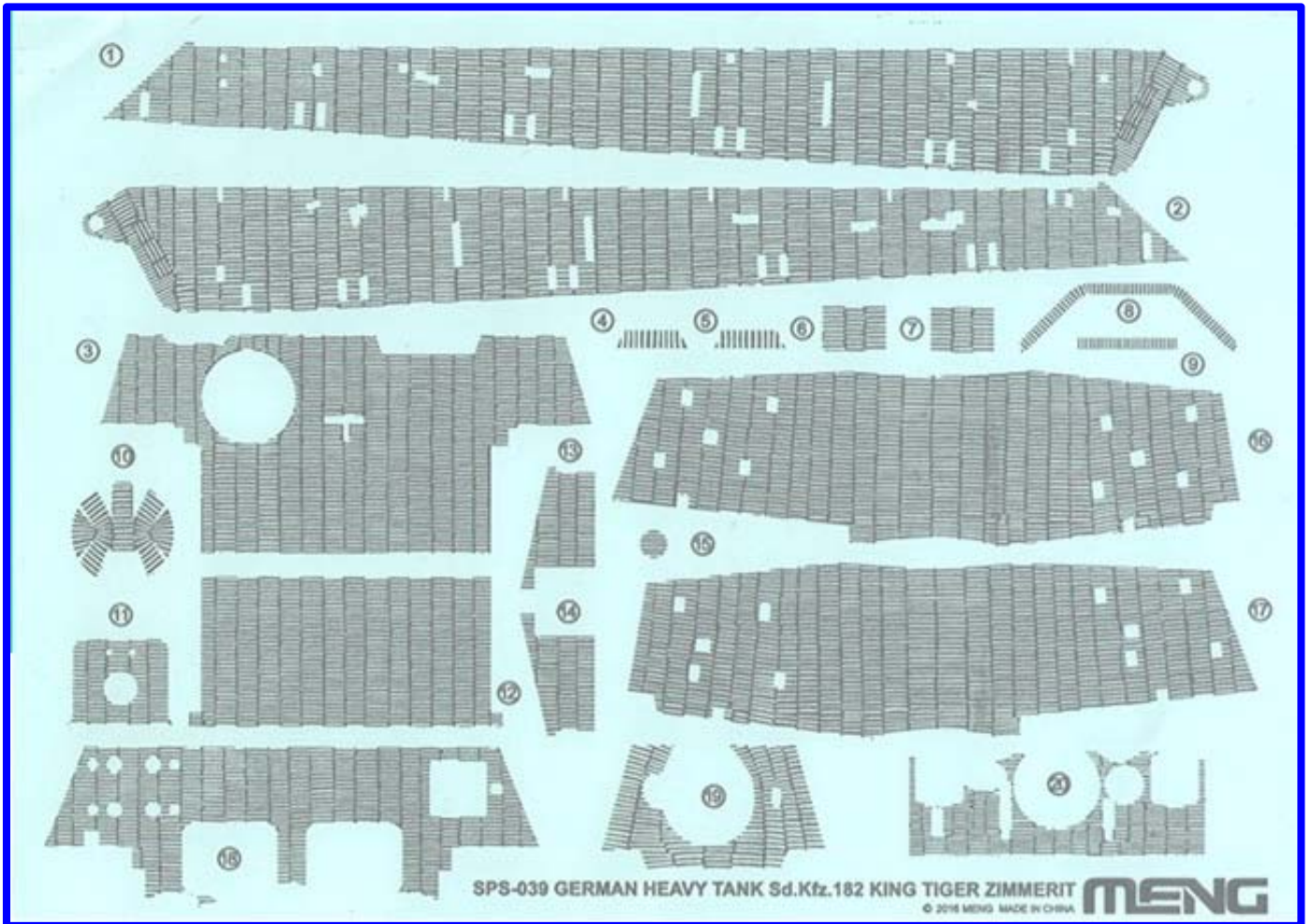
In the end, the MENG and DEF decal designs are different enough for me to call them two distinctly different products. Furthermore, MENG's decals are clearly designed to specifically fit their Tiger II kit, whereas the DEF decals are more "generic."

I haven't personally handled or looked at either set of Zimm decals, so I can't say if one is better than the other, or, even if either is actually worth the decal film they're printed on. I'll leave it to others to actually review the accuracy and detail of them.

I will say, though, that IF these are really nice, with sharp details and textures, I think the idea holds a lot of promise for the future. Printing decals is certainly more flexible and cost effective than cutting molds for styrene kits, so I'm hopeful that we'll see a number of new, and potentially more accurate Zimm decals sets for subjects like Panthers, StuG III's, Pz IV's, etc. With so many factory variations on patterns and periods of usage, water-slide Zimm decals could be a boon to the AFV modeler.




DEF Model Tiger II Zimmerit Decals



MENG Model Tiger II Zimmerit Decals

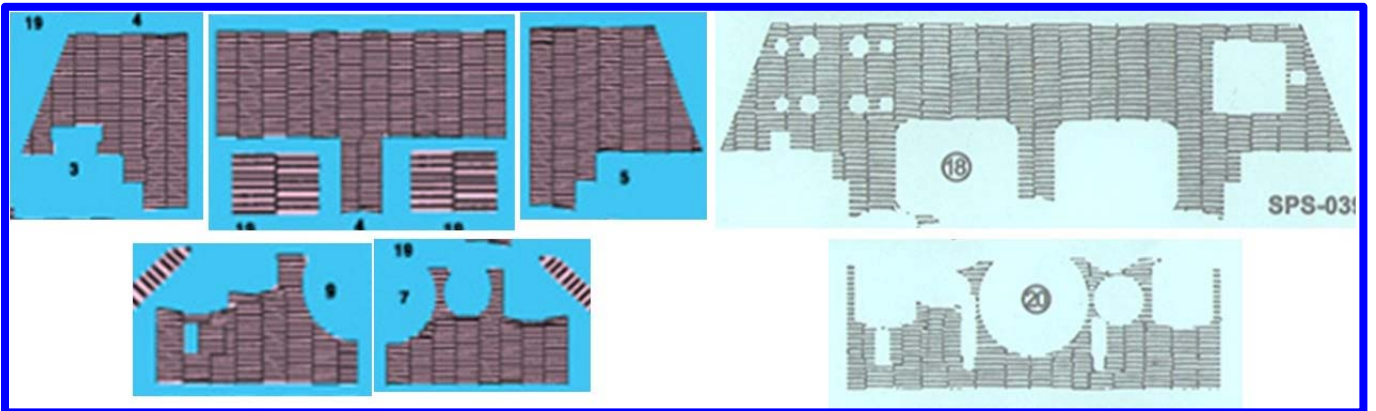
Did MENG copy the DEF sheet?



DEF Model Tiger II Zimmerit Decals

MENG Model Tiger II Zimmerit Decals


Upper Front Hull Decals



DEF Model Tiger II Zimmerit Decals

MENG Model Tiger II Zimmerit Decals

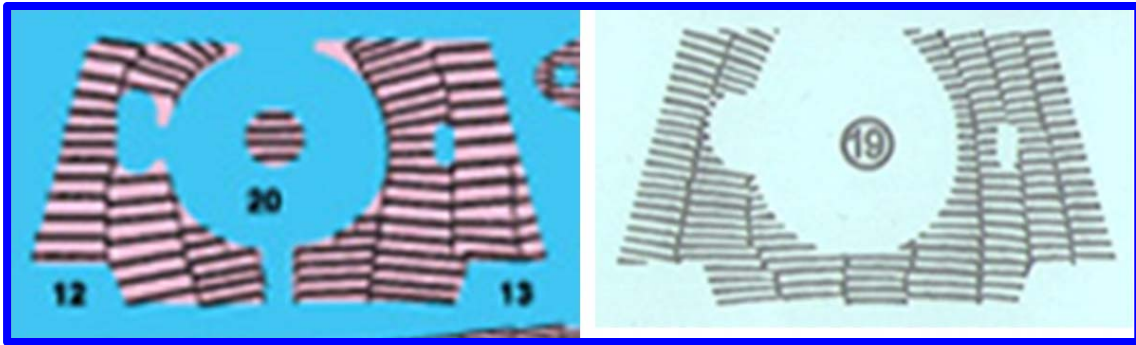
Rear Hull Decals



DEF Model Tiger II Zimmerit Decals

MENG Model Tiger II Zimmerit Decals

MG Ball Mount Decals



DEF Model Tiger II Zimmerit Decals MENG Model Tiger II Zimmerit Decals

Turret Front Decals

Mike Roof
AMPS #1632

Interesting Articles – How to Use a Slow Cooker to Dry Figures

I was asked at one meeting, what type of paint I use on my figures. I replied "Oils, they allow me to have the time to blend them and get my highlights and shadows just right." But don't they take forever to dry I was asked? "Yes, they do. You really need to let them sit for about 4-5 days or even longer to make sure they are dry." I guess this is why people use acrylics to paint figures and yes, I don't like to wait either.

So, one day while online, I found on one of the figure modeling sights a posting on how to speed up drying times. And what was being used was a crock pot or slow cooker! So here it is:

How to Use a Slow Cooker (or Crock Pot) to Dry Figures

1. Get yourself a cheap slow cooker (unless your better half said it was ok to use theirs) so I got mine from Family Dollar for about \$15. You want to make sure your cooker has a vent outlet and a temp control setting. Mine has three settings: "Keep Warm", "Low", and "High" (you are only going to use the lowest setting).



2. You can only use the cooker for figures 54mm and smaller and busts about 1/16 scale and smaller (I don't know about 120-100mm busts but they should fit). Your figures should be only resin or metal. Due to the high heat, plastic figures like Dragon or Master Box will melt.
3. You should have some type of thermometer on hand. Temps should not go past 130 °F (150 °F is the max) and if starts to get too warm, open the vents (if you have one with adjustable vents), or prop the lid open just a bit to cool it off.



4. I dry them for about 4-6 hours, I will check time to time to see how's it drying, maybe going back to my work table to do touch ups. But for the most part, I'll leave the figure alone and let it dry. Now when I do figures, I do a section at a time. So really by the time I'm done with the figure it would have had a weeks' worth of drying time in the cooker. If that makes any sense.

So, there you have it! How to use a slow cooker to dry your figures easy peasy!! Check out the photos of my cooker, so that way you have an idea of what kind to get and what to look for when getting one.

Rebecca Hettmansperger
AMPS # 835

The USA Historical AFV Register

Mike Roof has provided us with a great link he found that may be of interest to all.

"For those who are interested in preserved AFVs or photographing them for research, here's a link to the latest issue of the AFV Register Organization's "The USA Historical AFV Register."

The register is broken down by state and city, with the AFVs listed along with their exact locations (to include GPS lat/long coordinates). This is a good list to keep saved on your computer.

If you travel around you can plan accordingly (look up your travel destination or itinerary stops to see what interesting AFVs might be there), and if you need reference material on a particular vehicle, you can often contact one of your "virtual" friends online who lives near an exhibit to take some pictures for you".


The USA Historical AFV Register

Armored Fighting Vehicles Preserved in the United States of America

V4.0 **March 2016**

Michel van Loon
Neil Baumgardner

For the AFV Association



Picture by Paul Hannah

<http://afvregister.org/Downloads/The%20USA%20Historical%20AFV%20register%204.0.pdf>


Support Our Local Vendors



10120 Two Notch Road, Suite 5
Columbia, SC 29223
(803) 736-0959
www.hobbytown.com/Columbia_E-SC
htusasc@yahoo.com

(* Denotes New Store Hours)

*Sunday	12-5
Monday	11-7
*Tuesday	Closed
Wednesday	11-7
*Thursday	11-7
*Friday	11-8
Saturday	10-8



405 State Street
West Columbia, SC 29169
(803) 791-3958
Mon – Sat, 10am to 6pm



5633 Broad Street
Sumter, SC 29154
803) 983-5084
Mon – Sun, 2pm to 7pm



Classified Ads

All submissions for entry into the Classified Ads section should be submitted to the editor two (2) weeks prior to the monthly AMPS meeting. Next submission deadline will be September 28, 2016.

For Sale:

- 1) 1:35 Trumpeter German s.F.H. 18 Field Howitzer ~ \$28.
- 2) 1:35 Tamiya German 4x2 3 ton cargo truck (Opel Blitz). Extra German fuel/oil drums and Jerry cans included. ~ \$25
- 3) 1/72 Italeri B-17 Fortress Mk. I (re-box of the Academy B-17 C/D with 7 marking options; 3 U.K., 4 U.S.). I assembled the main landing gear and removed the main wings from the sprues, but other than that the kit is like new. ~ \$25

Contact Ben Brandes.

For Sale: John Sherrer has a large number of DML/Dragon figure kits that he would like to begin divesting himself of in the coming months. They are too numerous to list. Contact John directly for specific kits he has in his stash. **Contact John Sherrer.**

Wanted: I am looking for the Eduard (35 233) 1/35 photoetch M110A2 SPH update set for the Italeri M110/M1102, and M107 kits. As with the Hobby Fan resin Kit, I kept waiting to buy one until it also was gone! -- Are you picking up a recurring theme here? **Contact Carl Wethington.**

Wanted: I am looking for the Hobby Fan (HF001) 1/35 resin M110A2 SPH update set for the Italeri M110/M1102, and M107 kits. As you can tell from the item number it was the first resin detailing kit make by Hobby Fan. It was an excellent set that replaced much of the traditional Italeri soft detail, and included an outstanding loader / rammer section. I kept waiting to buy one -- until, well, it was gone! If you come across one, I would be glad to "rent" the set to make resin masters for my M110 and M107 kits. Thanks for any leads you can offer!
Contact Carl Wethington.

“The Day Room”

In the US military, most company-level units have a “day room” in the barracks where the troops hang-out, relax, and BS. When you want to learn the latest in “rumor control,” you swing by the day room and chat-up the Joes and Janes hanging out there. They might not always get it right, but they’re always willing to tell ya just what they think! So, welcome to “the Day Room...”

Well, folks, this is the 10th issue I've had the pleasure to be the editor. Don't forget about the upcoming events to show our support.

Also don't forget to send me your favorite techniques you've learned through the years. We all would benefit. I'll include them in our next newsletter.

Finally, if you aren't a member of AMPS, now is the time to join. **Join AMPS Now!**

www.amps-armor.org

Happy modeling,

Phil Cavender

Editor, “The Wildcat”, AMPS Central SC “Wildcats”



(a better quality picture than the one published in the last issue)