

Support Surface Selection Guide-Bariatrics

For 24 Hour Delivery, Pick-up or Service Call Kair Medical: (866) 881-5247

Territory Manager: Clay Delany (512) 618-3902

Need high weight capacity bed frame or extra wide bed no skin care issues



Titan 1000 Bariatric Bed Frame with high-density foam mattress
1000lb weight capacity
(includes in-bed scales)



\$34.95/DAY

Need high weight capacity frame and patient has skin care issues




Titan 1000 Bariatric Bed Frame with powered air mattress system.
See reverse side for mattress system selection.
Air systems have 800lb weight capacity.
(includes in-bed scales)




\$48.90/DAY

Need high weight capacity frame and patient needs ease of egress




Titan R/S

- Allows for foot egress.
- In-bed scales..
- Articulates to chair position




\$44.95/DAY

Need high weight capacity transfer chair



Titan Stretched Chair

- Full Electric
- One button flat to chair
- Battery operated
- 800 lb. weight capacity



\$24.95/DAY