

## Pink Blue Green Language Series

In the following pages you will find drawer labels that you can print, cut, and adhere to the outside of the drawers. Our materials were designed to fit most standard hardware towers. The cards that fit into the drawers are approx. 1½" x 3" - make sure your drawers are slightly larger. **Please Note:** We have included additional labels that are not shown in the photograph below. You will need to organize your towers to suit the needs of your students - or add a 4th tower in order to accommodate all of the materials included in the following pages.



Pink Series is 2-3 letter phonetic words  
 Blue Series is 4+ letter phonetic words  
 Green Series includes phonograms, digraphs, and blends

The Following pages have clickable links that will direct you to the materials for each set of drawer labels.

[Pink Words and Picture Cards](#)

OR

[Pink Words and Picture Cards - Real Photos](#)

<b>Set 1</b>	<b>Set 2</b>	<b>Set 3</b>	<b>Set 4</b>
<b>Set 5</b>	<b>Set 6</b>	<b>Set 7</b>	

[Pink Phonetic Sheets and Labels](#)

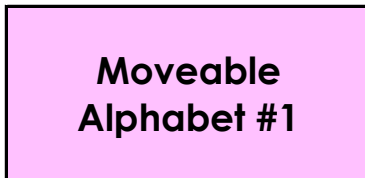
OR

[Pink Phonetic Sheets and Labels \(Real Photos\)](#)

<b>Sheet 1 &amp; 2 Labels</b>	<b>Sheet 3 &amp; 4 Labels</b>	<b>Sheet 5 &amp; 6 Labels</b>
-----------------------------------	-----------------------------------	-----------------------------------

(drawer is for labels only, store sheets separately)

[Moveable Alphabet Pictures - Pink - Small](#)



[Phonetic Word Cards - Step 1 \(Red/Blue\)](#)

(can be printed on to pink cardstock; then divide the cards into 4 groups for A, B, C and D)

<b>Word Cards Step 1 A</b>	<b>Word Cards Step 1 B</b>	<b>Word Cards Step 1 C</b>	<b>Word Cards Step 1 D</b>
--------------------------------	--------------------------------	--------------------------------	--------------------------------

Both sets have the same words - choose the color you want.

[Phonetic Word Cards - Step 1 \(Black/Red\)](#)

(can be printed on to pink cardstock; then divide the cards into 4 groups for A, B, C and D)

<b>Word Cards Step 1 A</b>	<b>Word Cards Step 1 B</b>	<b>Word Cards Step 1 C</b>	<b>Word Cards Step 1 D</b>
--------------------------------	--------------------------------	--------------------------------	--------------------------------

[Blue Words and Picture Cards](#)

OR

[Blue Words and Picture Cards \(Real Photos\)](#)

<b>Set 1</b>	<b>Set 2</b>	<b>Set 3</b>	<b>Set 4</b>
<b>Set 5</b>	<b>Set 6</b>	<b>Set 7</b>	<b>Set 8</b>

[Blue Phonetic Sheets and Labels](#)

[Blue Phonetic Sheets and Labels \(Real Photos\)](#)

<b>Sheet 1 &amp; 2 Labels</b>	<b>Sheet 3 &amp; 4 Labels</b>	<b>Sheet 5 &amp; 6 Labels</b>
-----------------------------------	-----------------------------------	-----------------------------------

(drawer is for labels only, store sheets seperately)

[Moveable Alphabet Pictures - Blue - Small](#)

(divide into 2 sets)

<b>Moveable Alphabet #2</b>	<b>Moveable Alphabet #2</b>
---------------------------------	---------------------------------

[Phonetic Word Cards - Red/Blue](#)

(divide the cards into 4 groups for A, B, C and D)

Both sets have the same words - choose the color you want.

<b>Word Cards</b> Step 2 A	<b>Word Cards</b> Step 2 B	<b>Word Cards</b> Step 2 C	<b>Word Cards</b> Step 2 D
<b>Word Cards</b> Step 2 E	<b>Word Cards</b> Step 2 F		

[Phonetic Word Cards - Black/Red](#)

(divide the cards into 4 groups for A, B, C and D)

<b>Word Cards</b> Step 2 A	<b>Word Cards</b> Step 2 B	<b>Word Cards</b> Step 2 C	<b>Word Cards</b> Step 2 D
<b>Word Cards</b> Step 2 E	<b>Word Cards</b> Step 2 F		

[Puzzle Words](#)

(divide the cards into 6 groups for sets #1-10)

<b>Puzzle Words #1</b>	<b>Puzzle Words #2</b>	<b>Puzzle Words #3</b>	<b>Puzzle Words #4</b>
<b>Puzzle Words #5</b>	<b>Puzzle Words #6</b>	<b>Puzzle Words #7</b>	<b>Puzzle Words #8</b>
<b>Puzzle Words #9</b>	<b>Puzzle Words #10</b>		

[Moveable Alphabet Pictures - Green Series](#)

Moveable Alphabet <b>o-e</b>	Moveable Alphabet <b>ow</b>	Moveable Alphabet <b>y</b>	Moveable Alphabet <b>i-e</b>
Moveable Alphabet <b>ar</b>	Moveable Alphabet <b>a-e</b>	Moveable Alphabet <b>ai</b>	Moveable Alphabet <b>aw</b>
Moveable Alphabet <b>ay</b>	Moveable Alphabet <b>sh</b>	Moveable Alphabet <b>ch</b>	Moveable Alphabet <b>th</b>
Moveable Alphabet <b>qu</b>	Moveable Alphabet <b>ph</b>	Moveable Alphabet <b>e</b>	Moveable Alphabet <b>er</b>
Moveable Alphabet <b>ea</b>	Moveable Alphabet <b>ee</b>	Moveable Alphabet <b>o</b>	Moveable Alphabet <b>or</b>
Moveable Alphabet <b>oo</b>	Moveable Alphabet <b>oo</b>	Moveable Alphabet <b>oa</b>	Moveable Alphabet <b>ow</b>

[Green Words & Picture Cards - Set 1](#)

OR

[Green Words & Picture Cards \(Real Pictures\) - Set 1](#)

Words and Pictures <b>ee</b>	Words and Pictures <b>i-e</b>	Words and Pictures <b>or</b>	Words and Pictures <b>oo</b>
Words and Pictures <b>er</b>	Words and Pictures <b>oa</b>	Words and Pictures <b>ea</b>	Words and Pictures <b>ow</b>
Words and Pictures <b>sh</b>	Words and Pictures <b>ch</b>	Words and Pictures <b>a-e</b>	Words and Pictures <b>ai</b>

Words and Pictures <b>oo</b>	Words and Pictures <b>y</b>	Words and Pictures <b>e</b>	Words and Pictures <b>ow</b>
Words and Pictures <b>ar</b>	Words and Pictures <b>qu</b>	Words and Pictures <b>th</b>	Words and Pictures <b>ay</b>
Words and Pictures <b>o-e</b>	Words and Pictures <b>ph</b>	Words and Pictures <b>aw</b>	Words and Pictures <b>o</b>

[Green Blends and Digraphs - Set 1](#)

Blends & Digraphs <b>ph</b>	Blends & Digraphs <b>th-</b>	Blends & Digraphs <b>-th</b>	Blends & Digraphs <b>bl</b>
Blends & Digraphs <b>br</b>	Blends & Digraphs <b>ch</b>	Blends & Digraphs <b>cl</b>	Blends & Digraphs <b>cr</b>
Blends & Digraphs <b>dr</b>	Blends & Digraphs <b>fl</b>	Blends & Digraphs <b>gl</b>	Blends & Digraphs <b>gr</b>
Blends & Digraphs <b>pl</b>	Blends & Digraphs <b>pr</b>	Blends & Digraphs <b>sl</b>	









[Green Blends and Digraphs - Set 2](#)

Blends & Digraphs <b>sh</b>	Blends & Digraphs <b>sm</b>	Blends & Digraphs <b>st</b>	Blends & Digraphs <b>wh</b>
Blends & Digraphs <b>air</b>	Blends & Digraphs <b>aw</b>	Blends & Digraphs <b>eer</b>	Blends & Digraphs <b>fr</b>
Blends & Digraphs <b>oy</b>	Blends & Digraphs <b>sk</b>	Blends & Digraphs <b>sc</b>	Blends & Digraphs <b>squ</b>
Blends & Digraphs <b>sn</b>	Blends & Digraphs <b>sp</b>	Blends & Digraphs <b>spl</b>	

[Green Blends and Digraphs - Set 3](#)

Blends & Digraphs <b>spr</b>	Blends & Digraphs <b>scr</b>	Blends & Digraphs <b>sw</b>	Blends & Digraphs <b>shr</b>
Blends & Digraphs <b>tr</b>	Blends & Digraphs <b>thr</b>	Blends & Digraphs <b>tw</b>	

[Noun & Verb Lesson \(Action Game\)](#)













<b>Action Game</b>   <b>1.</b>	<b>Action Game</b>   <b>2.</b>	<b>Action Game</b>   <b>1.</b>	<b>Action Game</b>   <b>2.</b>
---	---	--	---

[Article Lesson](#)

<b>Article</b> 
--

[Farm Game Labels \(in Color\)](#)


[Farm Game Labels \(Black/White\)](#)

Farm Game 	Farm Game 	Farm Game 	Farm Game 
Farm Game 	Farm Game 	Farm Game 	Farm Game 
Farm Game 	Farm Game 	Farm Game 	Farm Game 

[Logical Adjective - Full Color](#)

[Logical Adjective - Color](#)

[Detective Adjective Command Cards](#)

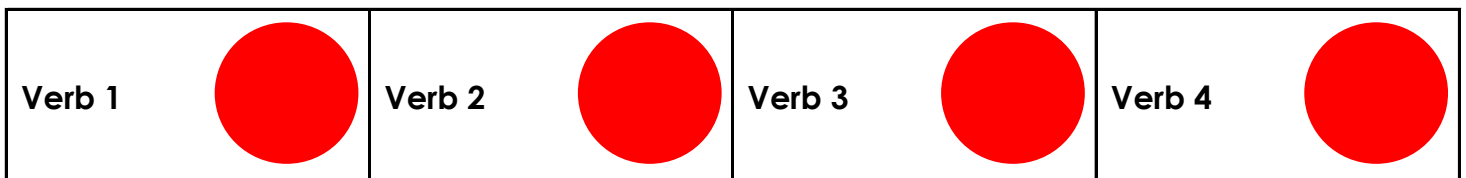


Fill these two drawers with the printed labels from your own lessons for Conjunction & Preposition.




[Verb Lesson](#)

Divide labels into sets. The longer labels will not fit into the drawers - place in long narrow baskets.



[Logical Adverb - Full Color](#)

[Logical Adverb](#)



[Comparatives - Superlatives](#)

<b>Comparative Superlatives #1</b>	<b>Comparative Superlatives #2</b>	<b>Comparative Superlatives #3</b>	<b>Comparative Superlatives #4</b>
<b>Comparative Superlatives #5</b>	<b>Comparative Superlatives #6</b>	<b>Comparative Superlatives Extra #1</b>	<b>Comparative Superlatives Extra #2</b>

[Homonyms: Words and Pictures](#)

<b>Homonyms</b> Words & Pictures
-------------------------------------

[Homonym Cards](#)

(Divide cards into 2 sets)

<b>Homonyms #1</b>	<b>Homonyms #2</b>
--------------------	--------------------

[Young and Adult Cards](#)

<b>Young &amp; Adult</b> Words & Pictures
--

[Compound Words](#)

(Divide cards into 2 sets)

<b>Compound Words #1</b>	<b>Compound Words #2</b>
--------------------------	--------------------------

[Antonyms - Color](#)

[Antonyms - Black/White](#)

[Synonyms - Color](#)

[Synonyms - Black/White](#)

<b>Antonyms #1</b>	<b>Antonyms #2</b>	<b>Synonyms #1</b>	<b>Synonyms #2</b>
--------------------	--------------------	--------------------	--------------------

[Masculine & Feminine - Color](#)

[Masculine & Feminine - Black/White](#)

<b>Masculine Feminine #1</b>	<b>Masculine Feminine #2</b>		
------------------------------	------------------------------	--	--

[Plural Series](#)

Divide into sections, or rotate each section 1 at a time and use 1 main label to save space in the tower.

<b>Plural Series</b>	<b>Plural</b> y to i, add es	<b>Plural</b> o, add es	<b>Plural</b> no/only
<b>Plural</b> no change	<b>Plural</b> internal change	<b>Plural</b> f to v, add es	<b>Plural</b> two plurals



<p><b>Rhyming Words &amp; Pictures</b> Level 1</p>	<p><b>Rhyming Words &amp; Pictures</b> Level 2</p>	<p><b>Rhyming Words &amp; Pictures</b> Level 3 #1</p>	<p><b>Rhyming Words &amp; Pictures</b> Level 3 #2</p>
--	--	---	---