

LeTort Quilters of Carlisle
 Block of the Month 2019 – 2020
 Directions by Deb Weigle



Alternate Block
 need 13

fabric required:

background (yellow) 49"

medium (green) 27"

dark (blue) 18"



group 1



group 2



group 3

Cutting:

background (yellow)

(4) 4½" strips, recut to (52) 2½"x4½" rectangles

(2) 2½" strips, recut to (26) 2½" squares

(5) 3" strips, recuts to (65) 3" squares

(2) 5¼" strips, recut to (13) 5¼" squares

medium (green)

(9) 3" strips, recut to (117) 3" squares

dark (blue)

(7) 2½" strips, recut to (104) 2½" squares

Let's start:

group 1

gather (65) background 3" squares and (65) medium 3" squares

right sides together, draw one diagonal line on the background side

sew a scant ¼" from each side of the line

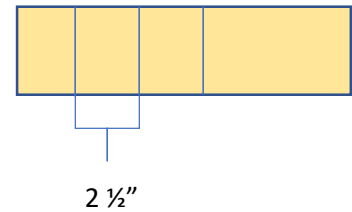
cut on drawn line and press to the medium side, trim to 2½" square

With (104) of the half square triangles (hst)

sew one to each of the (104) dark squares

press to the dark side

pair up to make (52) 4 patches



LeTort Quilters of Carlisle
 Block of the Month 2019 – 2020
 Directions by Deb Weigle




group 2

remaining (26) background/medium hst and (26) background 2½" squares

sew the squares to the hst and press towards the square

pair up to make (13) 4 patches



group 3

(13) background 5¼" squares

(52) medium 3" squares

right sides together, place 2 small squares on top of large square

draw diagonal line across 2 small squares

stitch a scant ¼" from each side of the line and cut on drawn line

press towards smaller triangle

rights sides together, place another small square on the large triangle

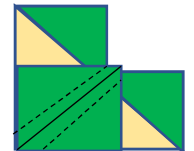
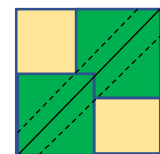
draw diagonal line

stitch a scant ¼" from each side of the line and cut on drawn line.

press towards the smaller triangles

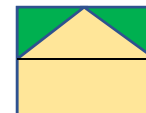
repeat with remaining large triangle

need 52 geese



(52) background 2½"x4½" rectangles

sew each rectangle to the bottom of a flying geese



Putting it all together:

