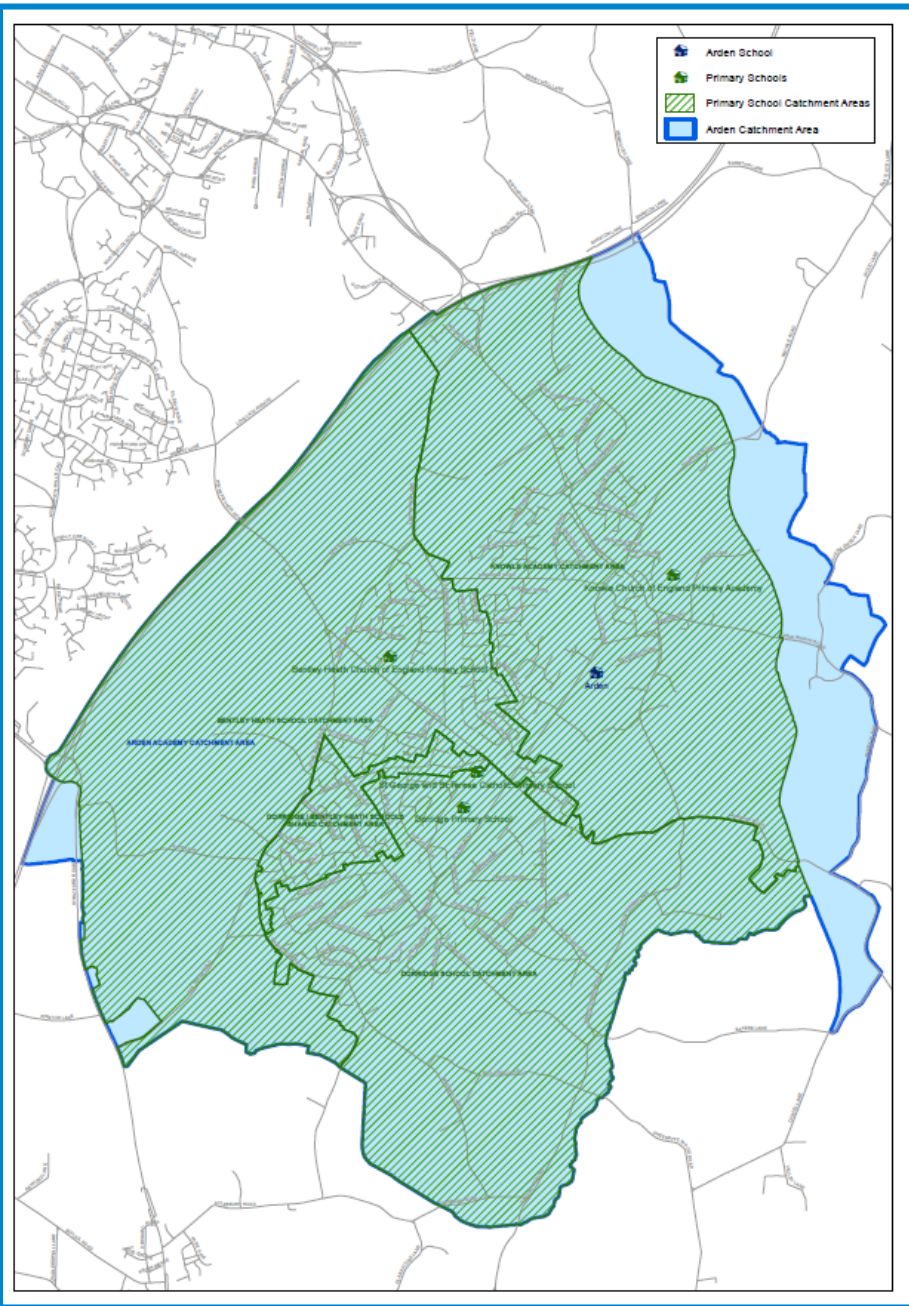


Education

- ◆ The majority of children in our Area attend school locally
- ◆ School provision in the KDBH Area is all rated either Good or Outstanding by Ofsted
- ◆ Admissions and catchment areas are determined for all schools by SMBC (although academies can set their own admissions criteria)
- ◆ Additional house building may have an impact on school places required
- ◆ Some of the educational facilities have a limited life span and need investment



KDBH School Catchment Areas



Background

The current level of primary school places is sufficient to meet demand from our Area for births and housing.

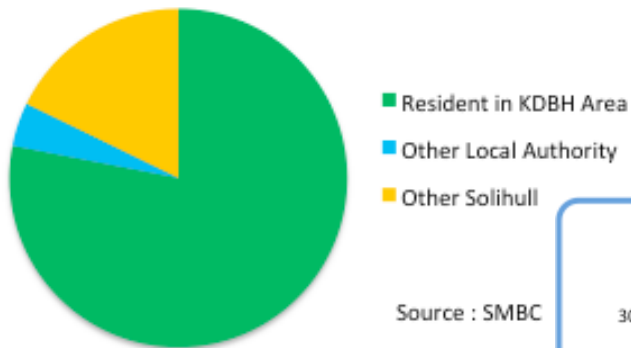
The main issue for our Area is migration to secure a school place, which may mean the need for additional classes in ad hoc years. In 2016/17, an additional Reception class will be created at Knowle Primary to accommodate this.

Any potential future housing developments are likely to generate the need for additional school places. An increase of 1000 houses is equal to approximately 30 places per year group (1 form of entry).

The 6th Form at Arden Academy currently has c. 360 students, about 1/3rd of which join from outside catchment. It is likely to grow to c. 400 over the next 5 years.

Key data:

Where do students attending KDBH schools currently live?



Source : SMBC

Priorities in Our Area:

- Ensure there is sufficient high quality education for all our young people
- Plan effectively to increase / improve provision in light of any new house building
- Include young people in planning the future of education provision
- Facilitate lifelong learning opportunities for all those in the KDBH community

Your views :

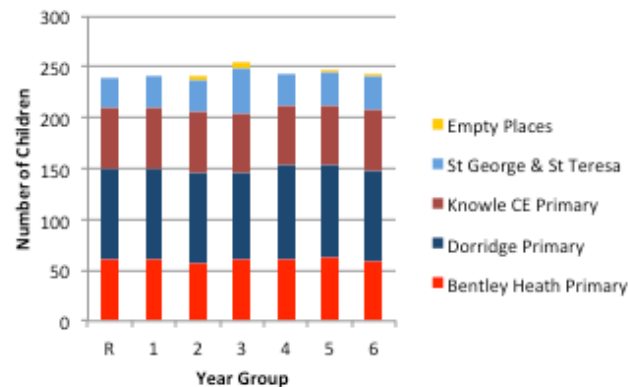
“Plans for capacity and provision must take account of the needs of children from birth, not just secondary.”

“Good schools can face a long term danger that they become ‘commuter schools’ for children from outside the village.”

“Challenges of strategic planning when two of the primaries and Arden are academies with associated autonomy.”

“School roles fluctuate hugely over time and the Forum needs to think longer term.”

Distribution of Primary School Places by Year Group



Data covering statutory education only (not 6th form)

Source: SMBC