

THE VOICE



Newsletter of the El Paso Mineral and Gem Society

JULY 2016

NEWS LETTER TO THE EL PASO MINERAL AND GEM SOCIETY

P.O. BOX 31516, El Paso TX 79931

Membership Dues are due and payable as of December of each year. Dues are \$12.00 for Adults (18 and Over) and \$4.00 for Juniors. Make check out to EPMGS and mail to PO Box 31516, El Paso, TX 79931. You may also pay Rita at the next meeting. Delinquency of over 90 days will result in being removed from the Membership Roster.

Meetings will be held on the 4th Thursday of every month at the Memorial Senior Center 1800 Byron, El Paso TX at 6:00 PM. Board meetings will usually be held a half hour prior to the general meeting.

The Voice

The Voice is the official bulletin of the Society and is published monthly. All articles must be in the editors possession no later than the Monday following the monthly meeting. Any articles received after that will not be published until the following meeting.

Email mvgvjewels@hotmail.com and mailing address: EPMGS, Editor, PO Box 31516, El Paso TX 79931. Members are encouraged to submit articles for publication. Permission is granted to reprint material from other sources provided that credit is properly cited. Ads are accepted from members for publication at no charge for the sale or exchange of items pertaining to the hobby.

El Paso Mineral and Gem Society, Inc. is a non-profit organization. The purpose of this Society shall be to increase and disseminate knowledge about minerals, gemstones and other geologic materials. To encourage gemological and mineral study, collecting and fashioning as a hobby; to conduct meeting, lectures, displays, field trips, and to sponsor shows for the general edification of the public.



El Paso Mineral and Gem Society School



Awards this certificate to

Your Name

For successfully completing the requirements of the School in

Faceting

Given at the
Parks and Recreation Memorial Park Senior Citizen Center
1800 Byron St. El Paso Texas
On XXXXXX, XX 2016

Instructors

School Chairman

El Paso Mineral and Gem Society School

If you want to enroll in one of the classes, all you have to do is sign up at the Memorial Park Senior Center which is located at 1800 Byron Street, El Paso TX. It is important you register early because a minimum of three students is needed for a "GO" with a maximum of six students per class. Sign up well in advance as there are usually waiting lists. Call 915-562-4268 for information and to enroll in classes.

EL PASO MINERAL AND GEM SOCIETY SCHOOL

2016 CLASS SCHEDULE

MON & WED 9AM-12PM

L1 LAPIDARY

Jan 4 --- Feb 10
Feb 22 --- Mar 30
Apr 11 --- May 18
May 30 --- July 6
July 18 --- Aug 24
Sept 5 --- Oct 12
Oct 24 --- Nov 30

S2 SILVERSMITH

Jan 4 --- Feb 10
Feb 22 --- Mar 30
Apr 11 --- May 18
May 30 --- July 6
July 18 --- Aug 24
Sept 5 --- Oct 12
Oct 24 --- Nov 30

TUES & THURS 9AM - 12PM

C3 CASTING

Jan 5 --- Feb 11
Feb 23 --- Mar 31
Apr 12 --- May 19
May 31 --- July 7
July 19 --- Aug 25
Sept 6 --- Oct 13
Oct 25 --- Dec. 1

F4 FACETING

Jan 5 --- Feb 11
Feb 23 --- Mar 31
Apr 12 --- May 19
May 31 --- July 7
July 19 --- Aug 25
Sept 6 --- Oct 13
Oct 25 --- Dec 1

AFTERNOON CLASSES 12:30 - 3:30pm

MON & WED

S5 SILVERSMITH

Jan 4 --- Feb 10
Feb 22 --- Mar 30
Apr 11 --- May 18
May 30 --- July 6
July 18 --- Aug 24
Sept 5 --- Oct 12
Oct 24 --- Nov 30

TUES & THURS

CA6 CREATIVE ARTS

Jan 5 --- Feb 11
Feb 23 --- Mar 31
Apr 12 --- May 19
May 31 --- July 7
July 19 --- Aug 23
Sept 6 --- Oct 13
Oct 25 --- Dec 1

**HOLIDAYS WILL BE ADJUSTED AS NEEDED

** ALL MAKE-UP DAYS WILL BE ANNOUNCED DURING CLASS SESSION

FOR INFORMATION CALL 915-562-4268

FACETING

Beginner Asscher -

Michiko Huynh



The Asscher is basically a step cut design in a cut-corner square.

It looks easy and simple to cut. However, there are some challenges when cutting, because some of the steps float in. In the original design, there are diagonal step facets all the way to the culet tip in the pavilion.

In this modified design, those diagonal steps are eliminated in the last two steps. That makes this design easier to cut and the pavilion is suitable for low RI materials without being overly deep. It is good for most gem materials. If you want to cut this design with the 64 index gear, simply divide the index numbers by 1.5.

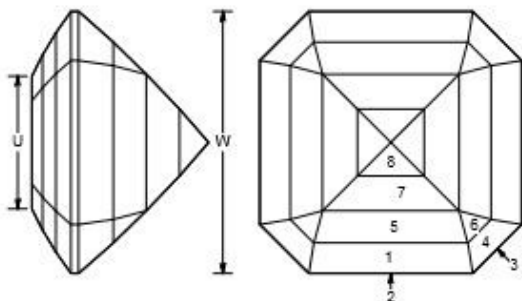
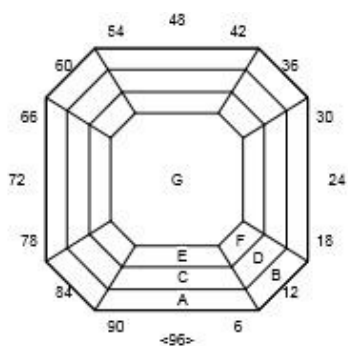
Cut the girdle outline as close as width : diagonal width = 1 : 1.15. For example, if the width is 8 mm, cut the diagonal width to 9.2 mm ($8 \times 1.15 = 9.2$) using a caliper.

“Float” means the facet is NOT based on meet points. The facet should be cut carefully until it looks right.

This and many others are available free at facetdiagrams.org



FACETING



Beginner Asscher

by Michiko Huynh (January 2010)

Angles for R.I. = 1.540

49 + 8 girdles = 57 facets

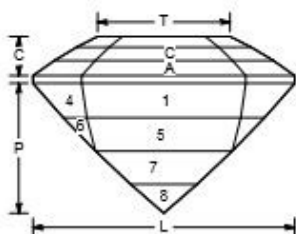
4-fold, mirror-image symmetry

96 index

L/W = 1.000 TW = 0.507 UW = 0.507

P/W = 0.496 C/W = 0.149

Vol./W³ = 0.286



PAVILION

1	48.50°	96-24-48-72
2	90.00°	96-24-48-72 Cutting distance 1
3	90.00°	12-36-60-84 Cutting distance 1.15
4	53.90°	12-36-60-84
5	46.00°	96-24-48-72 Float. Cut until facet 1 is 1/4 of pavilion depth.
6	49.10°	12-36-60-84
7	43.50°	96-24-48-72
8	41.00°	96-24-48-72 Float. Cut even steps.

CROWN

A	35.00°	96-24-48-72
B	31.35°	12-36-60-84
C	31.00°	96-24-48-72 Float. Cut until the step is about 1/6 of width.
D	27.60°	12-36-60-84
E	27.00°	96-24-48-72 Float. Cut until the step is about 1/6 of width.
F	23.90°	12-36-60-84
G	0.00°	Table Float. Cut even steps.


Gemological Dichroscope

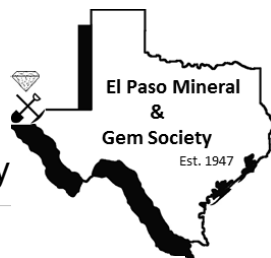
By: Mark Villanueva R.G.A., C.S.P., A.J.P.

Use a dichroscope to determine Dichroism and Pleochroism of colored gems as an aid to identify them.

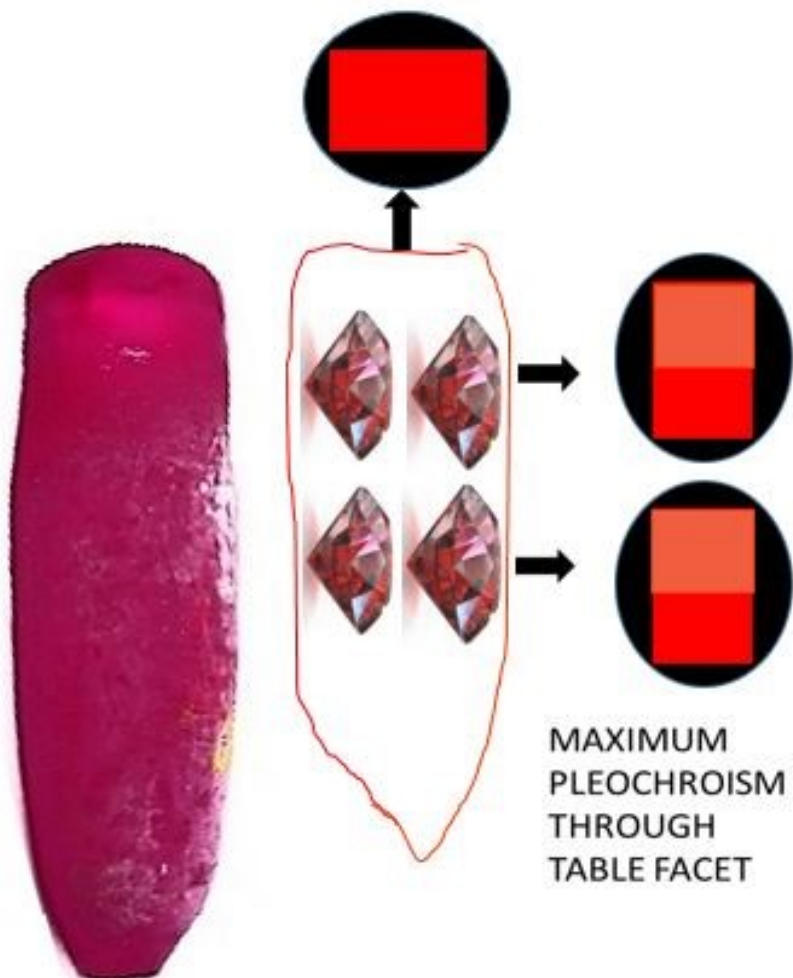
This instrument can often distinguish Doubly Refractive or Birefringent gems from those that are singly refractive. That makes the Dichroscope especially helpful in separating colored Spinel and Garnets from other gems of similar color and properties, because Spinel and the Garnet family are among the few singly refractive gemstones.

\$50.00 to \$75.00





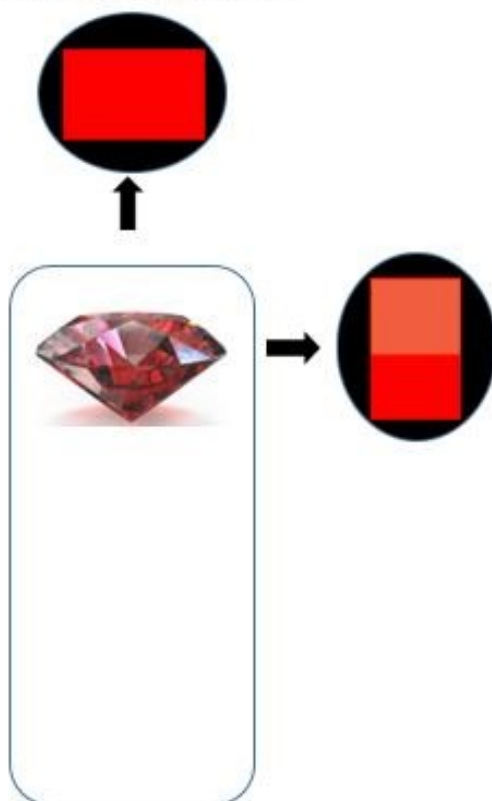
OPTIC AXIS DIRECTION



SYNTHETIC RUBY FLAME FUSION

OPTIC AXIS DIRECTION

NO PLEOCHROISM THROUGH TABLE FACET



NATURAL RUBY

WHEN A GEMSTONE SHOWS DIFFERENT BODY COLORS FROM DIFFERENT CRYSTAL DIRECTIONS IT IS PLEOCHROIC



WORD SEARCH

AMMOLITE TERMS

Ammolite, Anisotropic, Aragonite, Aapok, Ammon, Bacculite, Ballast, Caecum, Calcitic, Coulee, Cur-
ing, Fragmented, Gemstone, Hardness, Inclusion, Korite, Limonic, Orient, Prismatic, Species, Triplet,
Whorl, Zone

P E R P Q H P V Z N L Q A A E
S E I C E P S W T I M M R B T
H Z V B B F E C M D C U A A I
A N I S O T R O P I C C G L L
O K Q N A H N A T R C E O L O
R L O E C I A I G U S A N A M
I R J R C I C R L M D C I S M
E O R Q I L T I D H E M T T A
N H P F A T T A T N Z N E S H
T W H C K E E M M E E E T A Z
N O I S U L C N I S L S A E I
G E M S T O N E H U I P S F D
C U R I N G N Y O P O R I L B
N O M M A O T C H K E P P R C
M E K P Z J K A X C N F E H T

THE VOICE

Newsletter of the El Paso Gem and Mineral Society



From the Desk of the Editor:

Greetings friends and family of the gemological, geological and mineral world. The previous pages are what I have put together for our newsletter. Best Wishes, and please feel free to email me at mvgjewels@hotmail.com if you would like to submit an article, mineral or gemological information for our newsletter