

**Aurora**

Argo North  
363 Rt. 513  
Califon, NJ 07830  
908-439-3002  
[www.NJARGO.com](http://www.NJARGO.com)  
Sales, Rentals, Fabricating,  
Custom Alterations,  
and Service Center



***GO ANYWHERE***



***2020***




**PREMIUM PERFORMANCE.**

# AURORA



Top of the line. Top notch. Top of its class. No matter how you describe the Aurora, it tops this year's ARGO lineup. The Aurora is the premium platform for ARGO with its long list of superior technology and must-have features, including impressive EFI horsepower, Admiral transmission with ARGO Progressive Steering (APS), 25" tires with 9" AirLock™ rims, sleek automotive-quality gauges and dual headlights. If you want the ultimate in high performance, the Aurora Series will be your top choice.



**AURORA KEY FEATURES**

- 33HP or 40HP EFI Engine
- Admiral Transmission with APS
- 25" XT117 Tires
- 9" AirLock™ Steel or Aluminum Rims
- Rear Bench or Side Seats
- Heat Reflective Firewall
- Front and Rear Flat Floor with Rubber Mats
- Dual Hi/Low Projector Beam Headlights
- Premium Gauge
- Premium HDPE Body Plastics



Premium Gauge



High-Output Cooling Fan Standard on 950



Cargo Liner (STD on select models)





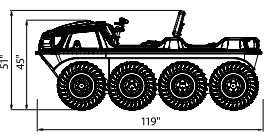
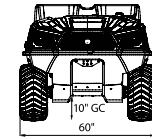
### AURORA 850 SX 8X8

|                   |                       |
|-------------------|-----------------------|
| ENGINE            | 33HP V-TWIN EFI F/C   |
| ALTERNATOR OUTPUT | 50 AMPS               |
| TRANSMISSION      | ADMIRAL w/APS         |
| TIRES             | 25x12-9 XT117         |
| RIMS              | STEEL OFFSET AIRLOCK™ |



|                  |                              |
|------------------|------------------------------|
| BRUSHGUARD       | OPTIONAL                     |
| WINCH            | OPTIONAL                     |
| FRONT RACK       | OPTIONAL                     |
| REAR CARGO LINER | OPTIONAL                     |
| HEADLIGHTS       | DUAL - HI/LOW PROJECTOR BEAM |

|                    |              |
|--------------------|--------------|
| TAIL LIGHTS        | STANDARD     |
| UPPER BODY PLASTIC | PREMIUM HDPE |
| SEATS - FRONT/REAR | BENCH/SIDE   |
| LOAD CAPACITY      | 1,100 LBS    |
| TOWING CAPACITY    | 1,800 LBS    |



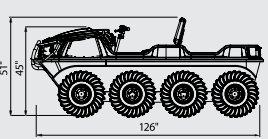
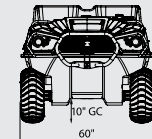
### AURORA 850 SX HUNTMASTER 8X8

|                   |                       |
|-------------------|-----------------------|
| ENGINE            | 33HP V-TWIN EFI F/C   |
| ALTERNATOR OUTPUT | 50 AMPS               |
| TRANSMISSION      | ADMIRAL w/APS         |
| TIRES             | 25x12-9 XT117         |
| RIMS              | STEEL OFFSET AIRLOCK™ |



|                  |                              |
|------------------|------------------------------|
| BRUSHGUARD       | STANDARD                     |
| WINCH            | STANDARD                     |
| FRONT RACK       | STANDARD                     |
| REAR CARGO LINER | STANDARD                     |
| HEADLIGHTS       | DUAL - HI/LOW PROJECTOR BEAM |

|                      |              |
|----------------------|--------------|
| TAIL LIGHTS          | STANDARD     |
| UPPER BODY PLASTIC   | PREMIUM HDPE |
| SEATS - FRONT/REAR   | BENCH/SIDE   |
| LOAD CAPACITY - LAND | 1,000 LBS    |
| TOWING CAPACITY      | 1,800 LBS    |



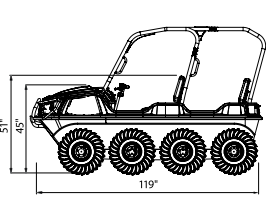
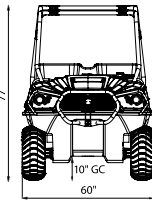
### AURORA 850 SX-R 8X8

|                   |                       |
|-------------------|-----------------------|
| ENGINE            | 33HP V-TWIN EFI F/C   |
| ALTERNATOR OUTPUT | 50 AMPS               |
| TRANSMISSION      | ADMIRAL w/APS         |
| TIRES             | 25x12-9 XT117         |
| RIMS              | STEEL OFFSET AIRLOCK™ |



|                  |                              |
|------------------|------------------------------|
| BRUSHGUARD       | OPTIONAL                     |
| WINCH            | OPTIONAL                     |
| FRONT RACK       | OPTIONAL                     |
| REAR CARGO LINER | OPTIONAL                     |
| HEADLIGHTS       | DUAL - HI/LOW PROJECTOR BEAM |

|                      |              |
|----------------------|--------------|
| TAIL LIGHTS          | STANDARD     |
| UPPER BODY PLASTIC   | PREMIUM HDPE |
| SEATS - FRONT/REAR   | BENCH/BENCH  |
| LOAD CAPACITY - LAND | 870 LBS      |
| TOWING CAPACITY      | 1,800 LBS    |



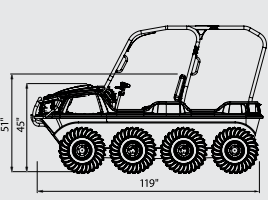
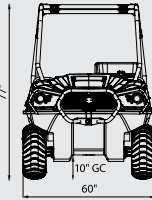
### AURORA 850 RESPONDER-R 8X8

|                   |                       |
|-------------------|-----------------------|
| ENGINE            | 33HP V-TWIN EFI F/C   |
| ALTERNATOR OUTPUT | 50 AMPS               |
| TRANSMISSION      | ADMIRAL w/APS         |
| TIRES             | 25x12-9 XT117         |
| RIMS              | STEEL OFFSET AIRLOCK™ |



|                 |                              |
|-----------------|------------------------------|
| BRUSHGUARD      | OPTIONAL                     |
| WINCH           | OPTIONAL                     |
| FRONT RACK      | OPTIONAL                     |
| STRETCHER MOUNT | STANDARD                     |
| HEADLIGHTS      | DUAL - HI/LOW PROJECTOR BEAM |

|                      |               |
|----------------------|---------------|
| TAIL LIGHTS          | STANDARD      |
| UPPER BODY PLASTIC   | PREMIUM HDPE  |
| SEATS - FRONT/REAR   | SINGLE/SINGLE |
| LOAD CAPACITY - LAND | 785 LBS       |
| TOWING CAPACITY      | 1,800 LBS     |



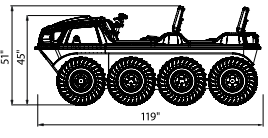
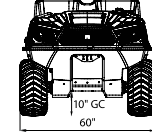
### AURORA 850 LIMITED 8X8

|                   |                          |
|-------------------|--------------------------|
| ENGINE            | 33HP V-TWIN EFI F/C      |
| ALTERNATOR OUTPUT | 50 AMPS                  |
| TRANSMISSION      | ADMIRAL w/APS            |
| TIRES             | 25x12-9 XT117            |
| RIMS              | ALUMINUM OFFSET AIRLOCK™ |



|                  |                              |
|------------------|------------------------------|
| BRUSHGUARD       | OPTIONAL                     |
| WINCH            | OPTIONAL                     |
| FRONT RACK       | OPTIONAL                     |
| REAR CARGO LINER | OPTIONAL                     |
| HEADLIGHTS       | DUAL - HI/LOW PROJECTOR BEAM |

|                      |              |
|----------------------|--------------|
| TAIL LIGHTS          | STANDARD     |
| UPPER BODY PLASTIC   | PREMIUM HDPE |
| SEATS - FRONT/REAR   | BENCH/BENCH  |
| LOAD CAPACITY - LAND | 1,100 LBS    |
| TOWING CAPACITY      | 1,800 LBS    |



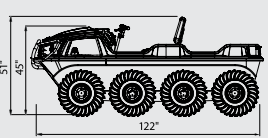
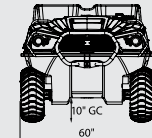
### AURORA 950 SX 8X8

|                   |                       |
|-------------------|-----------------------|
| ENGINE            | 40HP V-TWIN EFI F/C   |
| ALTERNATOR OUTPUT | 50 AMPS               |
| TRANSMISSION      | ADMIRAL w/APS         |
| TIRES             | 25x12-9 XT117         |
| RIMS              | STEEL OFFSET AIRLOCK™ |



|                  |                              |
|------------------|------------------------------|
| BRUSHGUARD       | OPTIONAL                     |
| WINCH            | OPTIONAL                     |
| FRONT RACK       | OPTIONAL                     |
| REAR CARGO LINER | OPTIONAL                     |
| HEADLIGHTS       | DUAL - HI/LOW PROJECTOR BEAM |

|                      |              |
|----------------------|--------------|
| TAIL LIGHTS          | STANDARD     |
| UPPER BODY PLASTIC   | PREMIUM HDPE |
| SEATS - FRONT/REAR   | BENCH/SIDE   |
| LOAD CAPACITY - LAND | 1,090 LBS    |
| TOWING CAPACITY      | 1,800 LBS    |







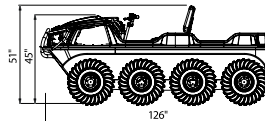
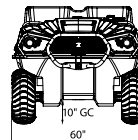
### AURORA 950 SX HUNTMASTER 8X8



|                   |                       |
|-------------------|-----------------------|
| ENGINE            | 40HP V-TWIN EFI F/C   |
| ALTERNATOR OUTPUT | 50 AMPS               |
| TRANSMISSION      | ADMIRAL w/ APS        |
| TIRES             | 25x12-9 XT117         |
| RIMS              | STEEL OFFSET AIRLOCK™ |

|                  |                              |
|------------------|------------------------------|
| BRUSHGUARD       | STANDARD                     |
| WINCH            | STANDARD                     |
| FRONT RACK       | STANDARD                     |
| REAR CARGO LINER | STANDARD                     |
| HEADLIGHTS       | DUAL - HI/LOW PROJECTOR BEAM |

|                      |              |
|----------------------|--------------|
| TAIL LIGHTS          | STANDARD     |
| UPPER BODY PLASTIC   | PREMIUM HDPE |
| SEATS - FRONT/REAR   | BENCH/SIDE   |
| LOAD CAPACITY - LAND | 990 LBS      |
| TOWING CAPACITY      | 1,800 LBS    |



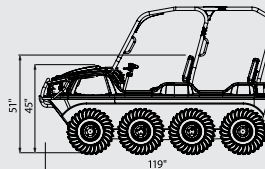
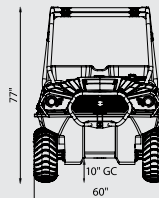
### AURORA 950 SX-R 8X8



|                   |                       |
|-------------------|-----------------------|
| ENGINE            | 40HP V-TWIN EFI F/C   |
| ALTERNATOR OUTPUT | 50 AMPS               |
| TRANSMISSION      | ADMIRAL w/ APS        |
| TIRES             | 25x12-9 XT117         |
| RIMS              | STEEL OFFSET AIRLOCK™ |

|                  |                              |
|------------------|------------------------------|
| BRUSHGUARD       | OPTIONAL                     |
| WINCH            | OPTIONAL                     |
| FRONT RACK       | OPTIONAL                     |
| REAR CARGO LINER | OPTIONAL                     |
| HEADLIGHTS       | DUAL - HI/LOW PROJECTOR BEAM |

|                      |              |
|----------------------|--------------|
| TAIL LIGHTS          | STANDARD     |
| UPPER BODY PLASTIC   | PREMIUM HDPE |
| SEATS - FRONT/REAR   | BENCH/BENCH  |
| LOAD CAPACITY - LAND | 850 LBS      |
| TOWING CAPACITY      | 1,800 LBS    |



### AURORA 950 BIGFOOT MX8



|                   |                          |
|-------------------|--------------------------|
| ENGINE            | 40HP V-TWIN EFI F/C      |
| ALTERNATOR OUTPUT | 50 AMPS                  |
| TRANSMISSION      | ADMIRAL w/ APS           |
| TIRES             | 25x12-9 XT119            |
| RIMS              | ALUMINUM OFFSET AIRLOCK™ |

|                  |                              |
|------------------|------------------------------|
| BRUSHGUARD       | STANDARD                     |
| WINCH            | STANDARD                     |
| FRONT RACK       | OPTIONAL                     |
| REAR CARGO LINER | OPTIONAL                     |
| HEADLIGHTS       | DUAL - HI/LOW PROJECTOR BEAM |

|                      |              |
|----------------------|--------------|
| TAIL LIGHTS          | STANDARD     |
| UPPER BODY PLASTIC   | PREMIUM HDPE |
| SEATS - FRONT/REAR   | BENCH/BENCH  |
| LOAD CAPACITY - LAND | 1,025 LBS    |
| TOWING CAPACITY      | 1,800 LBS    |

