

December Newsletter



President's Corner



Ho Ho Ho and Merry Christmas!

Wow that happened fast, seems like we were just in a heat wave. Well, lots to do this month! Or Opportunity Quilt Drawing . And we get to do a potluck! Happy dance...

Please know that everything you bring must be **ready to eat.** ***If you need to keep your dish hot please bring a crock pot etc.*** We do not have access to the kitchen yet. Drinks will be provided. Please your own place setting plates fork etc. If you want to decorate your table, PLEASE have fun with it.

I will send out a blast before the meeting.

Santas helper Rose



Trina Wagner, 12/8 Karen Zanetell, 12/12

Sheryl Johnson, 12/14 Barbara Barry, 12/19

Sandra Fowles, 12/19 Kay O'Neill, 12/20

Sandra Ellingson, 12/21 Rose Neff, 12/23

Christine Holmes Bradley, 12/24 Michiko Somerville, 12/25

Melanie Watson, 12/29 Barbara Hohlwein, 12/30

Vice President/ Programs

POTLUCK IS BAAAACCKKK...

After two years of "15 days to slow the curve..." the holiday potluck is back.

Bring a food to share. The kitchen will not be available so make sure your dish can be served cold/room temperature or it's in a crock pot that can be plugged in.

Decorate your table with holiday cheer. Bring your own plates, napkins, utensils etc...(some will be available if you forget). Prize for best table.

Participate in our newest game show...

"SHOW ME YOUR NOTION...".

It works like this, look through your sewing room and bring a notion/sewing tool (some tool that is used in sewing or quilting...seam rippers, rulers, marking pens etc...) to the meeting. When you arrive at the meeting—you will present your entry to our panel of esteemed judges. Later you will show your notion to the group with a short description why you brought it or how you use it. The judges will award prizes for the following categories:

- > Oldest notion > Newest notion > Prettiest notion > Weirdest notion
- > What the heck is that? > Most useful notion > Why didn't I think of that? > Most colorful notion
- > Smallest notion > Most useful notion > Least useful notion Notion I need multiples of
- > Best notion for beginners > Best notion for appliqué > Best notion for paper piecing
- > Best notion for cutting > Best notion which is really from the hardware store
- > and Other categories we have yet to make up...

Judges reserve the right to make up categories as they see fit.they are judges. They can do that.

Bottom line is PRIZES PRIZES PRIZES.

So go through your stuff and bring something weird, different, pretty, useful to share with the group and win a prize!!!

WORKSHOP!!

First one of 2023! Improv Mosaic 3:2:1 With Lorraine Woodruff-Long

QuiltingintheFog.com

January 28, 2023 10:00am-4:00pm

\$40 lunch included.

Learn the concept of building an improvisational mosaic quilt using block ratios of 3:2:1 (Large: 9", 6", and 3" blocks; Medium: 6", 4" and 2" blocks; or Small: 3", 2" and 1" blocks)

In this workshop you'll create an Improv Mosaic 20"x20" or 24"x24" sized pillow or wall hanging using the "Medium" scale blocks (6", 3", 2"). Participants will leave with a pattern and the skills to build a larger throw or bed quilt.

Limited to 25 participants. Email Kelly Van Camp at kelly@HBNapa.com to reserve your place!!

Supply List:

·Quilting Cotton:

oApproximately 1.5-2 yards of a wide variety of fabric.

oSolids, or fine blenders/batik that read as solid.

oAs many colors as you have on hand! Bring your scraps – even the very small pieces!

oConsider: 1/8 yard each of at least 4 neutrals (black, white, gray, brown), and 1 each of purple, pink, red, orange, yellow, green, turquoise, blue.

·Sewing Machine ·Neutral thread

·Rotary cutter/cutting mat Acrylic ruler to cut strips – whatever you use (I love my 3"x18" ruler)

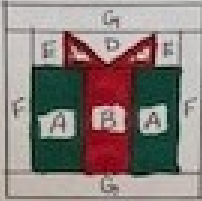



·6.5" acrylic block ruler (if you happen to have a 4.5" and a 2.5" acrylic block ruler, bring as well, but no need to go out and purchase.)

·Iron/ironing pad (or access to one)

Block Of The Month

December 2022

Christmas Present Christmas reds & greens

Green (Present) A cut two $3 \frac{1}{2}$ by $6 \frac{1}{2}$
 Red (Bow) B cut one $2 \frac{1}{2}$ by $6 \frac{1}{2}$
 C cut two $2 \frac{1}{2}$ by $2 \frac{1}{2}$
 White (background) D cut one $2 \frac{1}{2}$ by $4 \frac{1}{2}$
 E cut two $2 \frac{1}{2}$ by $2 \frac{1}{2}$
 F cut two $2 \frac{1}{2}$ by $8 \frac{1}{2}$
 G cut two $2 \frac{1}{2}$ by $12 \frac{1}{2}$

Sew C diagonally to D on left side; press to side. Sew C diagonally to D on right side, press, for Bow.
 Sew E to each end. Sew A to either side of B for Present. Sew Bow section to present section.
 Sew F to both sides of Present. Sew G to top and bottom of Present! Merry Christmas !!

January fat quarters: Light blues

DOWN AT THE QUILT SHOP (sung to the tune of "Up on the Housetop")

Down to the quilt shop quilters go,
 Out comes the MasterCard all aglow.
 Out through the checkout with lots of stuff,
 All for the quilts and the tools and such.
 CHORUS
 Sew-sew-sew,
 Who wouldn't sew.
 Go-go-go, who wouldn't go
 Down to the quilt shop
 Click-click-click.
 Out through the checkout with lots to snip.
 First are the UFO's that fill the drawers,
 So many there that we can't ignore.
 Finish them all, do them one by one.
 Finish them all then we'll have some fun.
 CHORUS
 Next come the quilts that are in our heads,
 All that we've planned for all our beds.
 One for the master room and one for the guest,
 We'll stitch them all and do our best.
 CHORUS
 Last we'll make gifts for all our friends,
 Quilts and placemats without end.
 Coasters and bookmarks, ornaments - so much!
 Wrap them up in ribbons and bows and such.
 CHORUS



QUILTER'S BLESSING

★ May your Bobbins be full and everflowing.

★ May your Stash be rich, colorful, and abundant.

★ May your Stitches-in-the-Ditch be even and straight.

★ And may your heart be joyfilled and your life...

SEW BLESSED.

★

NVQG November 12, 2022 Meeting

The meeting was called to order by Rose Luce at 10:03 AM.

Rose extended a warm welcome to all guests and attending members.

The pledge of allegiance was recited and in honor of Veterans' Day, thankful thoughts were expressed to all veterans of the armed services, their spouses and families.

Joan Wilson, a member of the nominating committee, announced the results of the committee's members - the slate of officers for the coming year.

President: Dani Neuman Vice Presidents (Programs): Kelly Van Camp Margret Gaeddert

Secretary: Mary Jo Kent Treasurer: Ellen Wulf

Membership: Anni Donahue Maggie Walker Joan thanked Linda Feutz (Parliamentarian) for her guidance in this important task.

A vote was taken to approve the slate of officers – this passed unanimously. The election vote will take place at next month's meeting.

November birthdays were announced, and Happy Birthday Greetings were given. Next month's meeting will include the traditional year-end holiday potluck – this year Rose was pleased to announce that the guild will once again be allowed to offer food and

beverages as part of the festivities. Members are reminded to bring their own place settings/ utensils; individual decoration of the tables is encouraged. Entertainment is being researched by Kelly Van Camp.

The secretary reviewed the newsletter publication of the minutes of October's meeting; since there were no additions or corrections, the minutes were considered approved as read.

The treasurer reported the guild bank balance as \$ 23,818.36. Rose announced that the Opportunity Quilt for 2023 will be presented at the December meeting; ticket packets will be available for pick-up then. The three members of the opportunity quilt committee were acknowledged and thanked – Rose Luce, Cheryl Bundy, and Denise Callahan.

Kelly Van Camp thanked Margret Gaeddert for her willingness to co-chair Programs/Workshops. She announced that the December program will be the pot-luck; the January meeting lecturer will be Joy Lilly. There are plans to offer a guild workshop on Sat., January 28th. The teacher will be Lorraine Woodruff-Long; the class will be her Mosaic Concept quilt technique. Tuition is \$40.00, which will include lunch; the workshop will be held at the mobile home park center on Orchard Ave. in Napa. Kelly continues to solicit suggestions for Programs from guild members.

Items for newsletter submissions must be sent to Nikki Feil by the 20th of the month.

Carol Holmes – historian – had no specific update at this time.

Quilts to Share committee member Marilyn Betcher commented on the success of the Oct. 30th get-together. The guild now has approximately seventy-five quilts available for distribution. There are quilts available at the front door for members to assemble or hand-

tie. Rose invited Trina Wagner to talk about her efforts as the coordinator for the disaster relief component of Quilts to Share. Trina has been working in this capacity since 2015. She, as well as other guild members, commented on the efforts not only of the Napa

Valley Quilt Guild, but also other guilds and private individuals who have generously contributed to this endeavor.

Linda Feutz discussed the time frame for the next Art in the Library exhibition. The application date for 2024's participation is March of next year. Guild members are asked to provide photos of quilts they can commit to the exhibit, or Linda will take photos if quilts are brought

to a guild meeting. Members were reminded that the guild was successful in its application for exhibition in 2023.

BOM – there were enough blocks submitted for one winner. The fat quarters' winner was also

announced. Anni Donahue – membership – stated that there were 50 attendees at the meeting, including 4 new/returning members, and 1 guest.

She distributed mug rugs to the November birthday members, and to the new/returning members.

Prize Drawings – four winning tickets were pulled and announced. An announcement was made that a textile fair is occurring this weekend in San Francisco.

After show and tell, the meeting was adjourned at 10:47 AM., to be followed by a presentation by Linda Feutz on her collection of family heirloom quilts.