

FWDP Newsletter

Volume 39 Issue 1 January 2022

**Fort Worth Decorative Painters is a Chapter
of the Society of Decorative Painters
Celebrating 39 Years**



FWDP President Letter

Happy New Year to all my painting friends at FWDP. I am so thankful to be part of this group of ladies. You make my world a happy place. I encourage everyone to take part in Chapter meetings, Saturday Special Paint Days and Seminars. Our time together is so uplifting. Being together motivates us to prep our project, practice, learn and develop skills. The best reward is the inspirations we get from participating.

We had a wonderful Christmas party. Thank you, Sheryl Jones and a great big Thank you to our members that contributed to the auction. We had a good variety of items. It was a great turn out with 22 in attendance. Dusti, Juanita and Beth are our Christmas Party Committee for 2022.

We had 11 items submitted for meeting projects in 2022. We are fortunate to have several members willing to teach. Thank you for the time and effort you put into this presentation. For our January project, we welcome Dusti to teach the Snowman that was canceled in November. This will be a great start to the new year.

The pandemic will make 2022 be as challenging as it was in 2021. I encourage you to be safe, careful and mindful each and every day. We will continue to have our Board meetings via ZOOM. These will be held on Mondays two weeks prior to our Chapter meeting. Time is 6:45 pm to get on ZOOM and Meeting starts at 7 pm. These should last about an hour. Dates and time will be in each newsletter.

I value each member. You have great ideas, enthusiasm and a willingness to share. Please call me with any suggestions for our group.

Sincerely, Louise



Chapter Meeting Jan 24, 2022

6:00 pm Social time

6:30 pm Meeting time

Board Meeting Feb 7, 2022

6:45 pm Zoom

7:00 pm Meeting

2022 Programs



JANUARY

Dusti Dancer
Snowman Santa
on Glass Brick



FEBRUARY

Beth Stodieck
Welcome Angel



MARCH

Linda McDonald
Witches BOO



APRIL

Dora Jodoin
Alcohol Ink



MAY

Linda
McDonald
Frog and
Pumpkins



SEPTEMBER

Peggy Thomas
Ghost Edging
Bricks



OCTOBER

Sharlene King
Santa
Paintbrush



NOVEMBER

Peggy Thomas
Candle Wraps



JANUARY
2023

Linda
McDonald
Cat and
Moon

PROGRAMS: Our January project is the Snowman glass brick from November. You have the prep and pattern from the November newsletter. This fun project is taught by Dusti Dancer.

From Beth: I am getting all the supplies together so no one has to buy a big roll of the screen or the wood for the hanger. Tell the folks I'll have supplies at the January and February meeting and everything they need but the paint will be \$6. or less. Just got the stuff and haven't done the exact math but that will be close. I'll have paint options in the February newsletter."

Louise/Peggy



January with Dusti
Jingle Bell Snowman

This piece can be painted on anything! The glass blocks go on sale at Hobby Lobby about every other week. They are listed at the top left side of the add as craft glass.

Be sure to let your paint "cure" if you are painting on the glass or your paint will lift.

Do not go out and buy paint for this project, use what you have. I used Buttermilk instead of Antique White for my base and mottled (shaded areas mostly at the top) with Burnt Sienna, but you can use what you like best. Do not stress over this one!

Your line drawing is in the newsletter as are the prep instructions. If you have any questions don't hesitate to ask me.

See you at the meeting,

Dusti
817-480-7308

Jingle Bell Snowman

Palette:	Ivory (Delta)	Golden Brown	Tomato Spice	Maroon
	Tangerine	Pumpkin	Black	Dark Goldenrod
	Spice Brown	White	Raw Sienna	Mudstone

* Substituted True Ochre for Dark Golden brown; Slate Grey for Mudstone; Buttermilk for Ivory. If you do not have all the paint colors substitute! Barb's designs are the perfect pieces to use what you have instead of buying new paint.

Wash the glass block and wipe it down with alcohol to remove any fingerprints or any type of residue.

When dry sponge on "Ivory" or "Buttermilk" in an up and down motion, all the way to outside edges. This should be a solid coverage not a hit or miss. *You should not see any glass through the paint, even after first coat.* Sponge 2 coats of "Ivory" on front of the brick, letting each coat dry as long as possible. Preferably overnight!

Mottling: This is very easy to do, but if you are working on glass you have to work quickly. If you let the water sit too long on the Ivory basecoat it will lift. Working mainly toward the top of the brick since his coat will cover most of the bottom. Using a round brush Place a small puddle of Raw Siena on your palette and then thin it with water (...maybe half and half). With a clean damp brush wet the ivory background and quickly apply thinned raw Sienna in spots so it will spread. Direct the paint with a fan or hair dryer set on low heat. Leave a little Ivory showing in places, as well as having some Dark Raw Sienna areas. When this is dry (preferably overnight) gently apply your pattern. Your paint will still be very tender.

Basecoat:

Base the snowman's head with Buttermilk

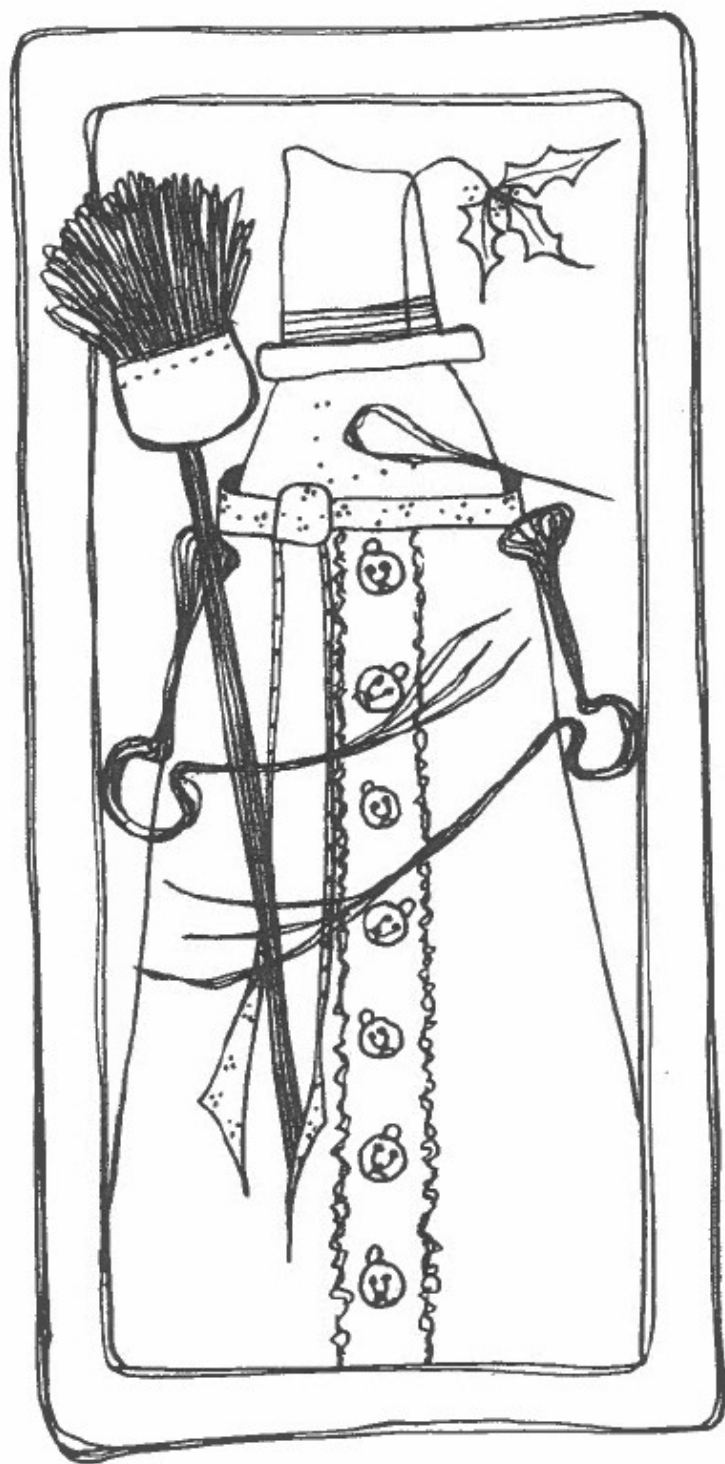
Base his hat and the outer rim of the brick with Black

Base his coat and hat band with Tomato Spice

Brushes used by Barb: 3/8 DM stippler; 1/2 DM Stippler; #8 Flat Series 7300; #2 JS Liner; 18/0 liner series 75050 La Corneille; 1/4 Angular Shader Series 7400 and 3/8 Angular Shader series 7400.

This Project can be painted on the surface of your choice. Glass Block are available at Hobby Lobby and go on sale frequently. It would be cute on a skinny chalkboard or a small barrel stave. Use your imagination!!!



A Barb Jones pattern



June 2008

2021 Christmas Party





Fort Worth Decorative Painters
Presents a seminar with Nancy Scott, CDA
May 14 (Saturday) and May 15 (Sunday), 2022



Saturday Project—Pumpkins for Sale



Sunday Project—Birches Along the Stream

Seminar fee for two days is \$150.00

Lunch provided for additional fee or bring your own.

To Register contact:

Nancy Genetti - ngenetti@tx.rr.com - 972-238-0373 - (cell) 214-929-0530

Registration must be paid by April 1, 2022

Make sure to indicate your email address and mailing address when registering.

A little bit about Nancy:

Quote from Nancy....I have always enjoyed creating art and fell in love with Tole and Decorative painting after taking my first class over 25 years ago. I earned my CDA in 1994 in the Still Life category. I teach for my chapter and enjoy travel teaching .

Nancy has taught at many conventions, including Painting Palooza. Besides travel teaching, she teaches on Zoom with Artful Webinars and SDP.

She had been published in the Decorative Painter and has had the SDP pattern of the month. She has also been published in Decorative Artists Workbook, Tole World, Painting World and Pixilate Palette. She has had the cover project several times.

She is a delightful teacher, you won't be disappointed!

Chapter Meeting
Fort Worth Decorative Painters of SDP
November 15, 2021

The Chapter meeting of the Fort Worth Decorative Painters of SDP was called to order at 6:35 p.m., November 15, 2021 at the Fort Worth Botanic Gardens. Connie Alexander served as Chairman.

Present were: Connie Alexander, Louise Smith, Peggy Thomas, Jan Park, Sharlene King, Carolyn Martchenke, Janis Briggs, LaRue Hughes, Dora Jodoin, Juanita Munoz and Nancy Genetti.

President – Connie Alexander Nominations for the 2022 Board were presented to the Chapter. President - Louise Smith, Vice-President and President-Elect - Peggy Thomas, Treasurer - Sharlene King, Secretary - Connie Alexander, and Membership - Dora Jodoin. Motion to accept was made by Jan Park and was seconded by Janis Briggs.

Programs – Louise Smith Due to illness, tonight we will be painting UFO's because Dusti is unable to be here. However, she will teach the Santa Snowman on a glass brick at the January meeting.

Membership - Dora Jodoin I am still collecting dues if anyone hasn't paid yet.

Service Projects/Memory Boxes - Judy Wallis Judy reported that we have enough boxes to last through this year, but we can start painting for next year.

Secretary - Peggy Thomas The previous minutes of last Chapter meeting were approved as written. Jan Park motioned to approve and it was unanimously seconded.

Treasurer's Report - Sharlene King Sharlene reported the checking account balance.

Christmas Party - Sheryl Jones/Louise Smith The Christmas party will be held in the Camilia Room and they are going to place us in that room for our future meetings. The party will be held on December 13 at 6:00 pm for the Social, 6:30 for the meal. Bring your items for the auction early so they Louise can set the table up.

Hospitality – Jan Park We are going to continue with sack meals until next year.

Newsletter - Nancy Genetti There will not be a newsletter until January.

Seminars - Nancy Genetti Discussion was held on the Nancy Scott seminar coming next May. A motion was made by Beth Stodieck that if we did not have enough participants signed up by a certain deadline (the 1st of March 2022 or one designated by Nancy Scott if required before that date) we would cancel the seminar. This was seconded by Louise Smith. Due to the unknown airline costs and the regulations happening due to the Covid pandemic, it is very hard to anticipate costs and what member participation may be.

Saturday Specials - Dusti Dancer (Absent) Two specials were chosen for next year's Saturday Specials. A snowman's hat by Linda McDonald and a Haunted House by Dusti Dancer.

Monthly Raffle - Armida Guzman (Absent)

Sunshine/Birthdays - Suzane Godley Some of our members are down with Covid after being exposed at Palooza. We wish them all a speedy recovery.

Publicity/Website - Suzane Godley No publicity announcements until after COVID pandemic.

Meeting adjourned at 7:25 p.m.

Respectfully submitted,
Peggy Thomas, Secretary

Memory Boxes—Judy Wallis

Lets get painting so we don't have to say "We don't have any painted boxes". The hospital would like to have more boy related boxes.

Thank you!
Judy



2022 Board

Elected Officers

PRESIDENT – Louise Smith

VP Programs – President Elect – Peggy Thomas

Secretary – Connie Alexander

Treasurer – Sharlene King

Membership – Dora Jodoin

2022 Committee Chair

Christmas Party – Dusti Dancer, Juanita Munoz and Beth Stodieck

Hospitality – Jan Park

Newsletter – Nancy Genetti

Publicity/Website – Suzane Godley

Raffle – Armida Guzman

Saturday Specials – Dusti Dancer

Seminars – Nancy Genetti

Service Project -- Memory Boxes – Judy Wallis

Sunshine – Suzane Godley



2022 Elected Officers

A Few SDP Reminders

**** SDP Fredericksburg retreat is scheduled for January 25- 27, 2022 Teachers will be Rosemary West CDA, Golda Radar CDA, and Sherry Nelson MDA.**

****SDP 50th anniversary celebration will be held In Las Vegas August 7-11, 2022.**

**** Watch SDP website for designs each month by well-known artists. Your purchase of a pattern packet will support The Foundation.**

****Join SDP: An Artful Connection on Facebook if you haven't already. SDP posts lots of information on this Site**

Another Facebook page for SDP: SDP:Chaptergatherings

****Check out Zoom Classes at sdpvirtualartacademy.com**

And Decorative painters academy

From Pat Waymon's Son.

Estate Sale Jan 26-29th.

5509 Big Bend Drive, Fort Worth. 76137.


Carolyn Martchenke is being honored with "A Miracle Moment" **SURPRISE** reception at Elk Creek Senior Living Center on **Wednesday, January 19 from 6 -7 pm.**

She was chosen as this year's honoree because of her many years of community service through her work with Junior Achievement, Prevent Blindness, Decorative Painting, Girl Scouts, and more.

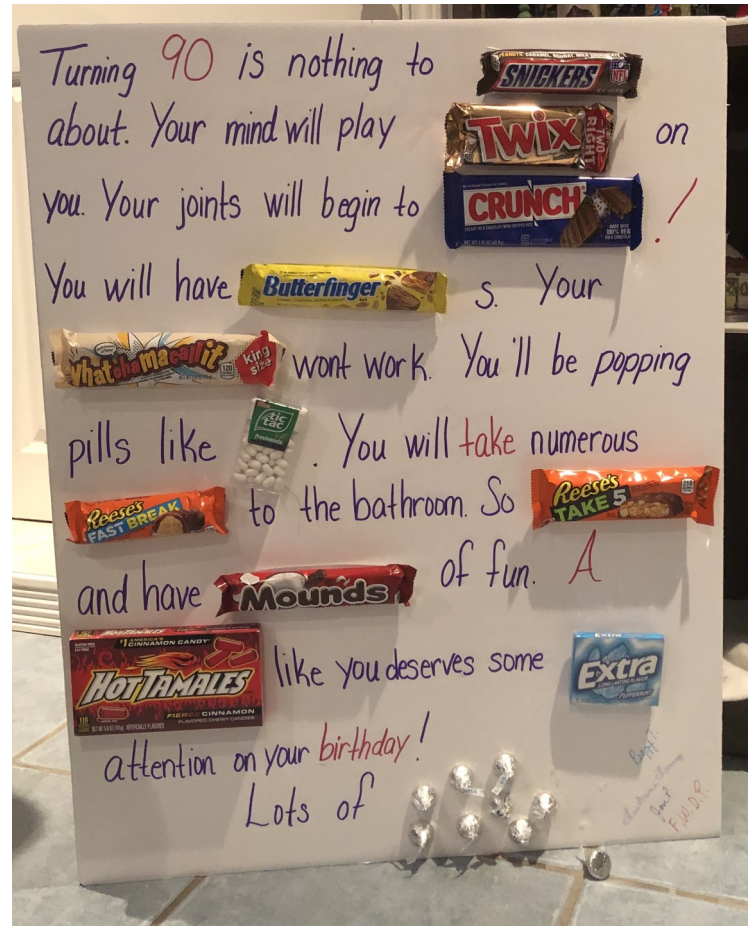
Feel free to bring pictures you would like to share at the event and to invite anyone from other friend groups.

Elk Creek Senior Living Center
301 Elk Drive
Burleson, TX

November meeting Photos



Celebrating LaRue's 90th Birthday



HOSPITALITY

Welcome to 2022! This year I'll be passing around a sign up sheet for snacks for our meetings. We will have 2 sweet and 2 non-sweet offerings. Silverware, napkins and plates provided. Bring your own drink. Connie and Juanita will be bringing sweet items and Dusti and Jan will be bringing non-sweet.

I will be bringing tablecloths to protect the tables from paint. Members to take these with you for future meetings. This will make set up easy for painting.

Happy Painting!! See you all in January.

Jan Park

SDP Corner and Out and About

Check out Zoom Classes at
sdpvirtualartacademy.com
And Decorative painters academy

Join SDP: An Artful Connection on Facebook if
you haven't already.

SDP posts lots of information on this Site

SDP New Address
Society of Decorative
Painters
7450 S Seneca St
Haysville, KS 67060



Oklahoma City Painting Palooza
Show Your Patriotic Colors
Oct 22-29, 2022

Wildflowers Chapter

Postponed to 2022—Jamie Mills Price



Contact Carol Reichelt rodcar1102@aol.com to be put on waiting list

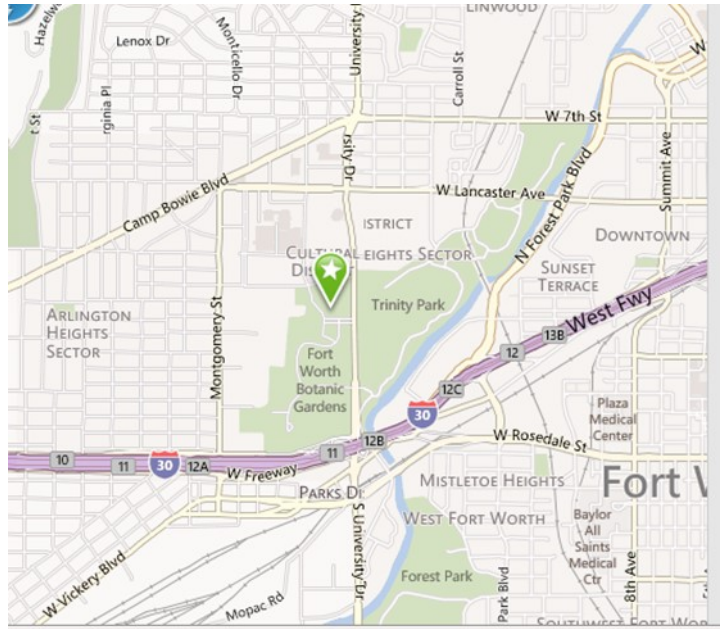
Fort Worth Decorative Painters

Nancy Genetti
Newsletter Editor
1117 Eton Drive
Richardson, TX 75080

Facebook:

Fort Worth Decorative Painters (FWDP)

www.fwdecorativepainters.com



FWDP Meets the Third Monday of February, March, April, May, September, October & November.

January Meeting 4th Monday and the Christmas Party 2nd Monday in December.

At the

**Botanical Gardens
3220 Botanic Garden Blvd.
Fort Worth, TX 76107**

2022 Dates to Remember

January 24 – Chapter Meeting
February 21 - Chapter Meeting
March 21 – Chapter Meeting
April 18 – Chapter Meeting
May 16 – Chapter Meeting
September 19 – Chapter Meeting
October 17 – Chapter Meeting
November 21 – Chapter Meeting
December 12 – Christmas Party