

# Wyoming Association of Sheriffs and Chiefs of Police



## The Impact of Substance Abuse on Crime in Wyoming: 2010 - 2018

October 2019



## Wyoming Association of Sheriffs and Chiefs of Police

# The Impact of Substance Abuse on Crime in Wyoming: 2010 - 2018

October 2019

The Wyoming Association of Sheriffs and Chiefs of Police have been collecting substance-related arrest data from persons booked into all county detention facilities in Wyoming since 2005. This special report supplements the Alcohol and Crime in Wyoming reports that the Association publishes each year. The Association funded and contracted with Johnson and Associates to “harvest” the necessary relevant data and to author this report. This report was authored by Ernest L. Johnson, Director of Services.

TABLE OF CONTENTS

1. INTRODUCTION ..... 1

2. EXECUTIVE SUMMARY..... 2 – 4

3. CRIME TRENDS ..... 4 - 5

4. TRENDS IN SUBSTANCE INVOLVEMENT..... 6 - 9

5. COUNTY DATA ..... 10 - 13

6. IMPACT AND CONSEQUENCE.....14 - 16

7. DUI ARREST DATA AND GRAPHS..... 17 - 24

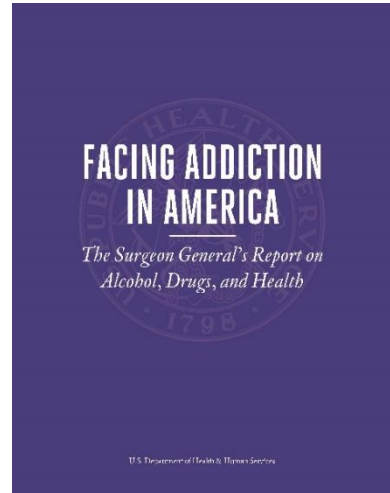
8. DEMOGRAPHICS ..... 25 – 30

9. AUTHOR VITA .....31 - 32

## INTRODUCTION


*The United States has a serious substance misuse problem. Substance misuse is the use of alcohol or drugs in a manner, situation, amount, or frequency that could cause harm to the user or to those around them.<sup>1</sup> “Substance misuse is one of the critical public health problems of our time. The most recent data on substance use, misuse, and substance use disorders reveal that the problem is deepening and the consequences are becoming more deadly than ever.”<sup>2</sup>*

*In 2015, 66.7 million people in the United States reported binge drinking in the past month and 27.1 million people were current users of illicit drugs or misused prescription drugs.<sup>3</sup> Alcohol misuse, illicit drug use, misuse of medications, and substance use disorders are estimated to cost the United States more than \$400 billion in lost workplace productivity (in part, due to premature mortality), health care expenses, law enforcement and other criminal justice costs (e.g., drug-related crimes), and losses from motor vehicle crashes.<sup>4</sup>*



The excerpts above, from the November 2016 Surgeon General’s report entitled Facing Addiction in America, describe the problems facing communities in Wyoming today from the misuse and abuse of alcohol and other drugs. This report focuses on just one aspect of the many concerns involved – the impact that substance abuse is having on crime in Wyoming communities.

The Wyoming Association of Sheriffs and Chiefs of Police has been collecting data for custodial arrests in Wyoming since 2005. The Association publishes an analysis of the data-collection efforts each year in three separate reports. These three reports provide a comprehensive statistical analysis of substance involvement in custodial arrests - situations where persons have been arrested and booked-into county detention facilities in Wyoming. The main report, Alcohol and Crime in Wyoming, provides statewide statistics and averages, along with comparisons of county statistics in specific categories. An accompanying supplemental report provides county, community and local law enforcement agency specific statistics. The third report is an Executive Summary which provides selected statistics, information and highlights from the main report. These reports can be accessed online on the following websites: <http://wascop.com> and <http://jandaconsulting.com>.




<sup>1</sup> Facing Addiction in America – The Surgeon General’s Report on Alcohol, Drugs and Health, U.S, Department of Health & Human Services - 2016; Chapter 1, Page 1.

<sup>2</sup> Kana Enomoto Principal Deputy Administrator Substance Abuse and Mental Health Services Administration U.S. Department of Health and Human Services; in the Forward for the Surgeon General’s Report.

<sup>3</sup> Facing Addiction in America – The Surgeon General’s Report on Alcohol, Drugs and Health, U.S, Department of Health & Human Services - 2016; Chapter 1, Page 1.

<sup>4</sup> Ibid; Chapter 1, Page 12.

This report analyzes data collected by the Wyoming Association of Sheriffs and Chiefs of Police for 136,521 persons arrested and booked into county detention facilities in Wyoming from January 1, 2010 to December 31, 2018. The report “drills” further into the arrest data and provides a more in-depth analysis of the involvement in crime for three specific substances - alcohol, methamphetamine and marijuana.



This report provides a trends analysis for Alcohol and Methamphetamine involvement since 2010, the year the Association began collecting and reporting the results on a calendar year basis. The Association began collecting marijuana-involved arrest data in March of 2014 to assess the impact on public safety in Wyoming from Colorado’s legalization of recreational marijuana. A trends analysis of marijuana-involved arrests since that time is also included.

Finally, this report analyzes demographical data available (gender and age) for substance-involvement in custodial arrests from January 1, 2015 through December 31, 2018.

## EXECUTIVE SUMMARY

This Executive Summary highlights a few of the significant findings contained in this report. It focuses on issues that are of obvious concern or which may be of greater interest to the general public; however, a careful review of other relevant findings and statistics contained in the main body of this report is essential in order to gain a more complete perspective of the impact substance abuse has on crime in Wyoming. Listed below are a few of the noteworthy findings contained in this report.

- ❖ The information collected from a total of 214,004 persons who were arrested and subsequently detained in detention facilities in Wyoming during the last fifteen years confirms what law enforcement officers who patrol the streets and highways and who respond to calls for service already know from experience – that substance abuse is the contributing factor most often present in situations that result in someone going to jail.
- ❖ Generally, crime in Wyoming has been on a steady decline during the last eight years. The number of reported custodial arrests during this time period has decreased by a total of 5,189. However, this decrease is directly attributable to an almost proportionate decrease in the number of misdemeanor custodial arrests. The number and percentage of felony custodial arrests has increased during this same time period.
- ❖ Overall, substance-involved arrests declined dramatically during the last nine years as well. The involvement of alcohol and other drugs (combined) in custodial arrests was 82.01% in 2010 compared to 62.97% in 2018. However, the resultant 19% decrease in substance involvement was entirely due to a commensurate decrease in the number of alcohol-involved arrests.

❖ Although alcohol has been, and continues to be, the substance most frequently involved in custodial arrests, alcohol involvement has been decreasing in frequency in recent years while the involvement of “other” drugs has been increasing in frequency.

❖ The percentage of drug-involved arrests (other than alcohol) to total arrests increased from 16.23% in 2015 (the year marijuana statistics began to be included in the total) to 22.45% in 2018. There was a significant increase of drug involvement for total arrests, misdemeanor and felony arrests, DUI arrests and traffic crashes from 2010 to 2018.



❖ Marijuana-involved arrests increased in 2016 from 2015, increased slightly in 2017 and decreased by more than 400 arrests in 2018.

❖ The number of meth-involved arrests during the last nine years increased by almost 1,000. The percentage of meth-involved arrests to total arrests in 2018 was five times greater than in 2010 (2.21% in 2010 compared with 11.35% in 2018).

❖ Substance involvement in crime in Wyoming varies by county. Counties with the higher population numbers generally experience higher number of incidents, but not always. Albany county made the top seven counties list for alcohol and marijuana-involved arrests in 2018 but not meth. Carbon County made the top seven counties list for marijuana and meth-involved arrests but not alcohol. And Platte County made the top seven counties list for marijuana but not meth or alcohol.

❖ Even though the number of alcohol-involved arrests have decreased significantly in recent years, alcohol is still the drug with the greatest impact on crime in Wyoming. Incidents of assaults, disturbances, child abuses, domestic violence all are heavily influenced by alcohol.

❖ The statistics in Wyoming clearly indicate that the two crimes that account for the greatest number of custodial arrests in Wyoming are driving under the influence (DUI) and public intoxication. Together these two crimes alone have accounted for an average of 45% of all custodial arrests in Wyoming for each of the last nine years.

❖ Public intoxication is viewed by some as just a public nuisance crime; however, incidents of public intoxication present real and significant threats to public safety. The average Blood Alcohol Content (BAC) for Public Intoxication arrests in Wyoming in 2018 was 0.2321 – nearly three times the presumptive level for impairment. In some counties, the average BAC for public



intoxication arrests in 2018 was even higher. Alcohol Intoxication at these levels often “fuels” behavior that result in more serious crimes than just disturbances and nuisances.

- ❖ Driving Under the Influence is, unquestionably, the crime that has the greatest impact and consequence in Wyoming. It accounts for the greatest number of custodial arrests and is the cause of more deaths and serious injuries than any other crime. DUI arrests account for an approximate average of 27% of all custodial arrests in Wyoming each year and a third of all traffic fatalities.



- ❖ The percentage of female custodial arrests has increased incrementally each year during the last nine years – 25.34% in 2018 compared to 20.88% in 2010.

- ❖ Alcohol-involved arrests for the last four years averaged a 79% to 21% male to female ratio.

- ❖ Marijuana-involved arrests for the last four years averaged a 74% to 26% male to female ratio.

- ❖ Meth-involved arrests for the last four years averaged a 64% to 36% male to female ratio.

NOTE: Please refer to the relative graphs included in this report for more detailed statistics and information regarding these highlighted findings.

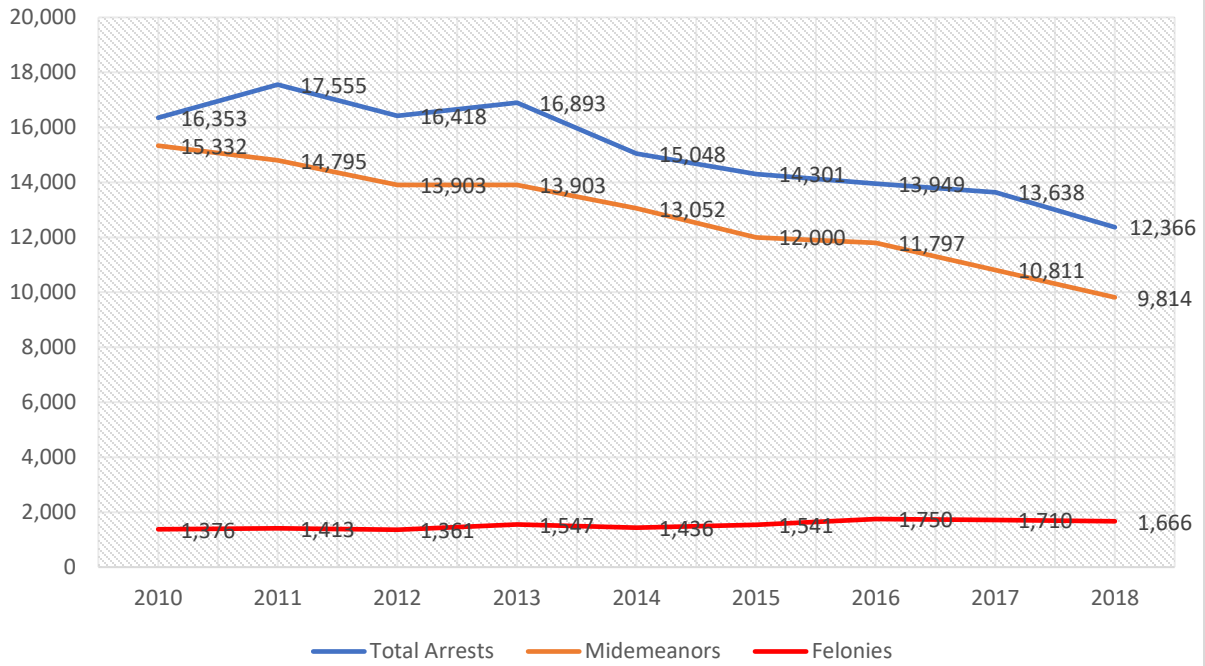
## CRIME TRENDS

Crime in Wyoming has been on a steady decline over the last eight years. The number of reported custodial arrests has decreased significantly each year since 2011. There were 17,555 persons booked into county detention facilities in 2011 compared to 12,366 in 2018 – a decrease of 5,189.

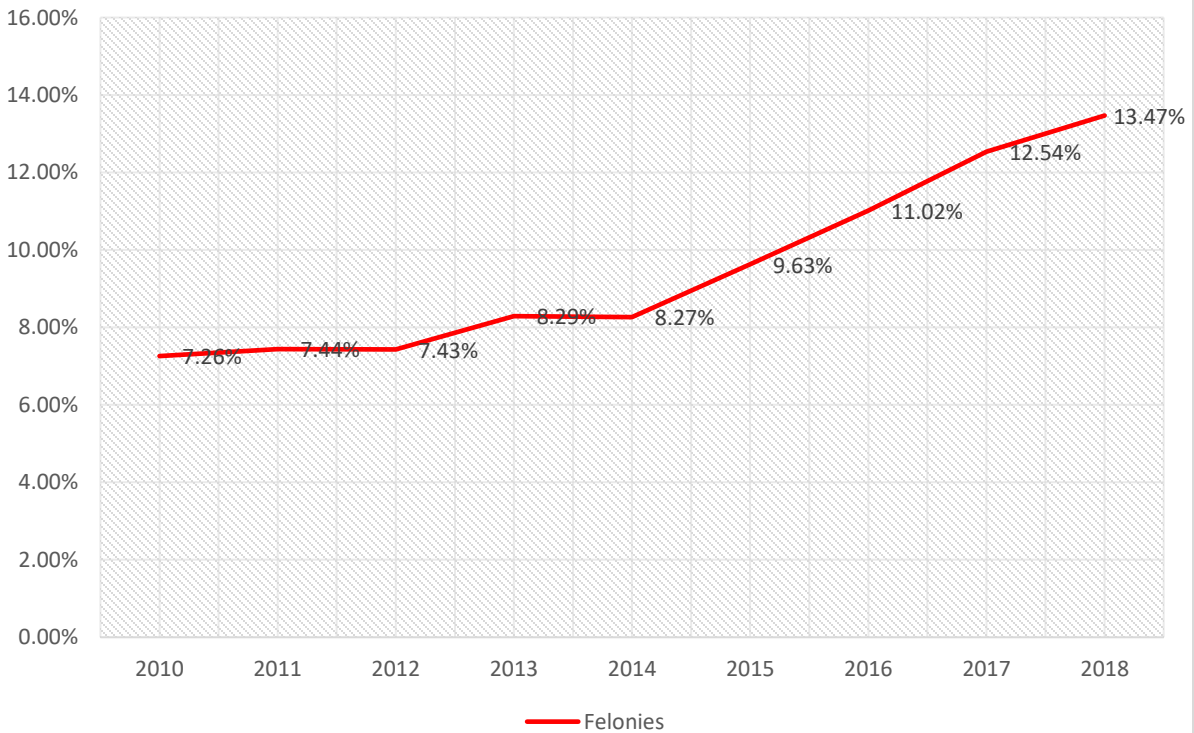
The decline in the total number of custodial arrests can be directly attributed to an almost proportionate decrease in the number of custodial misdemeanor arrests during that same time period. There were 14,795 misdemeanants booked into county detention facilities in 2011 and there were 9,814 in 2018 – a decrease of 4,981.

Although the number of persons arrested for felonies are relatively low when compared to the number of persons arrested for misdemeanors, the number and percentage of felons taken into custody has increased during the last nine years. There were 1,376 felons arrested in 2010 and there were 1,666 in 2018 – an increase of 290. The percentage of felons compared to the total number of arrests went from 7.26% in 2010 to 13.47% in 2018. Please refer to the two charts on the following page for more detailed information.

## TOTAL NUMBER OF CUSTODIAL ARRESTS STATEWIDE



## PERCENTAGE OF FELONY ARRESTS TO TOTAL ARRESTS

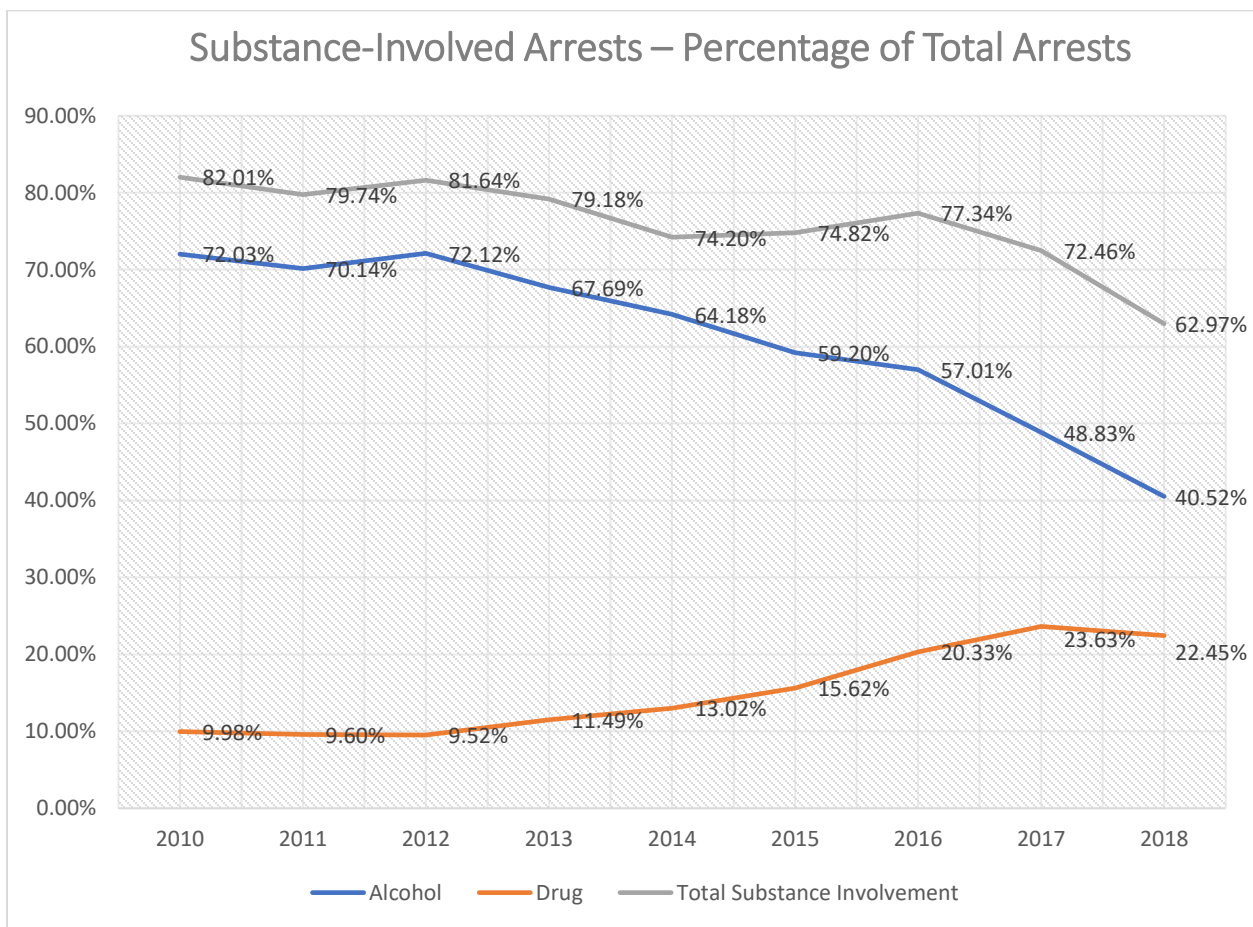




## TRENDS IN SUBSTANCE INVOLVEMENT

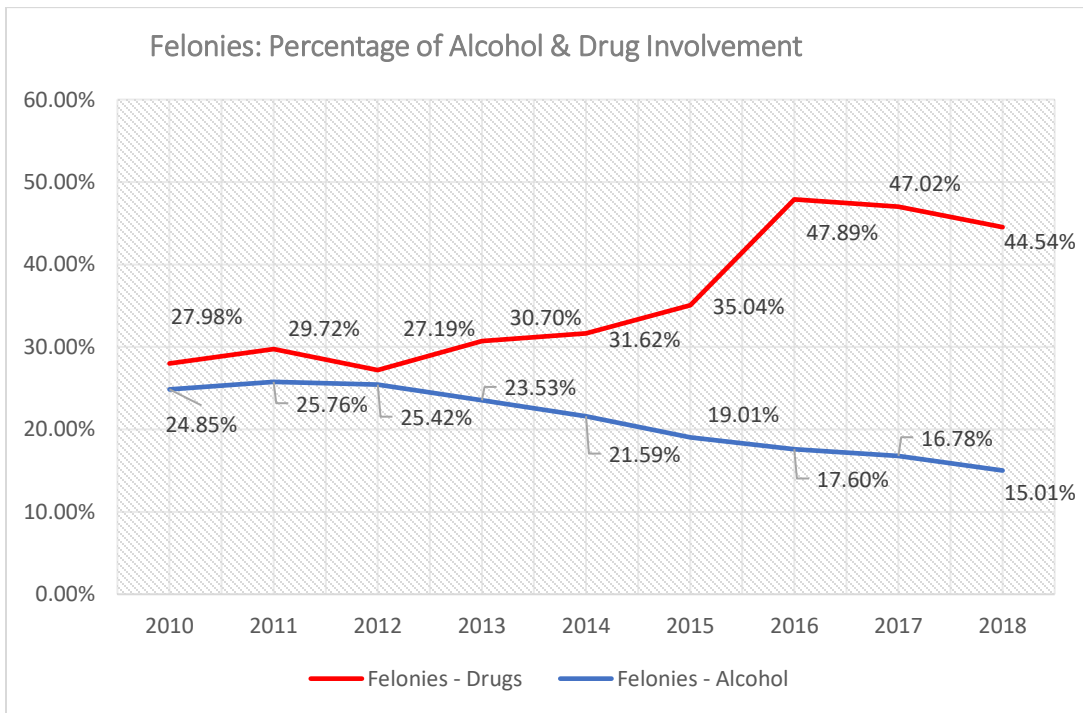
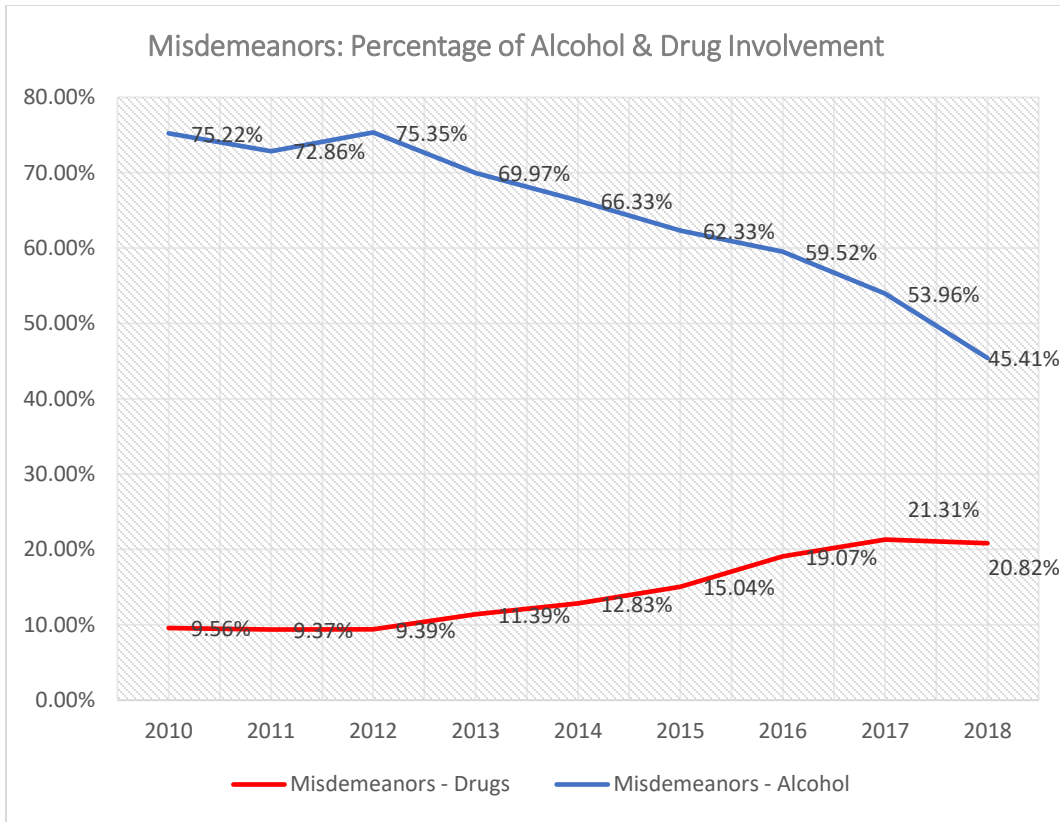
Substance involvement in custodial arrests in Wyoming has also been on a steady decline since 2010. The percentage of substance involvement (alcohol and other drugs combined) in custodial arrests was 82.01% in 2010 compared to 62.97% in 2018 – a 19% decrease during that nine-year time period. However, the decrease in substance-involved custodial arrests is a direct result of the decreasing number of alcohol-involved arrests during that same time period.

Although alcohol has been, and continues to be, the substance most frequently involved in custodial arrests, alcohol involvement has been decreasing in frequency in recent years while the involvement of “other” drugs has been increasing in frequency.

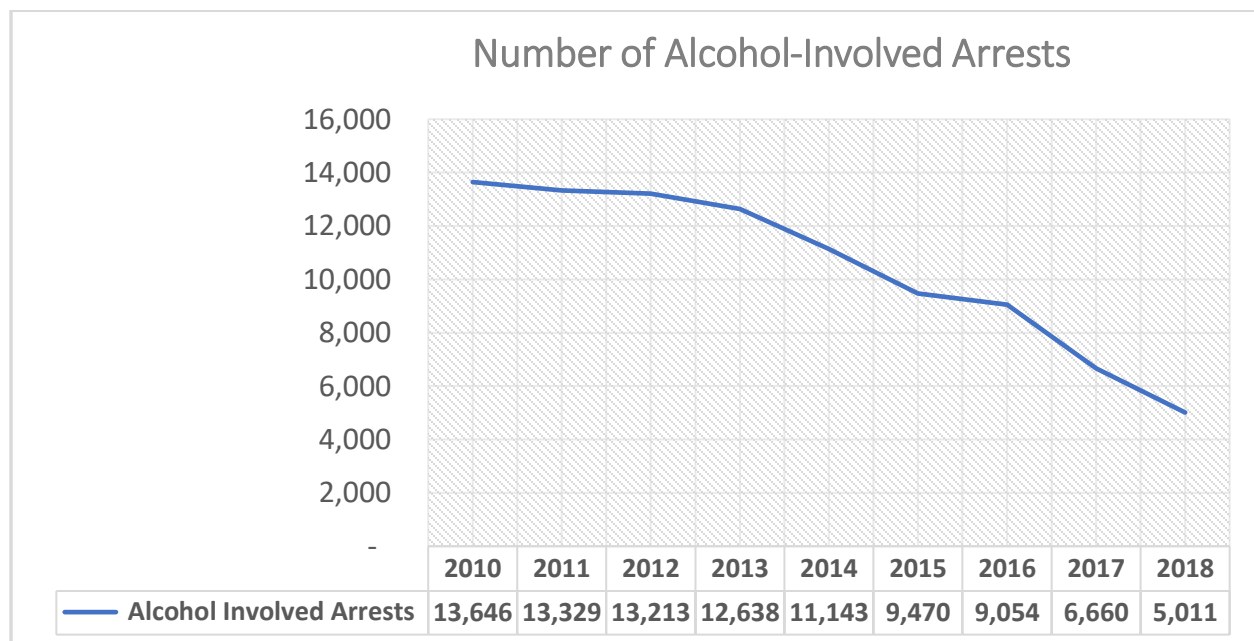
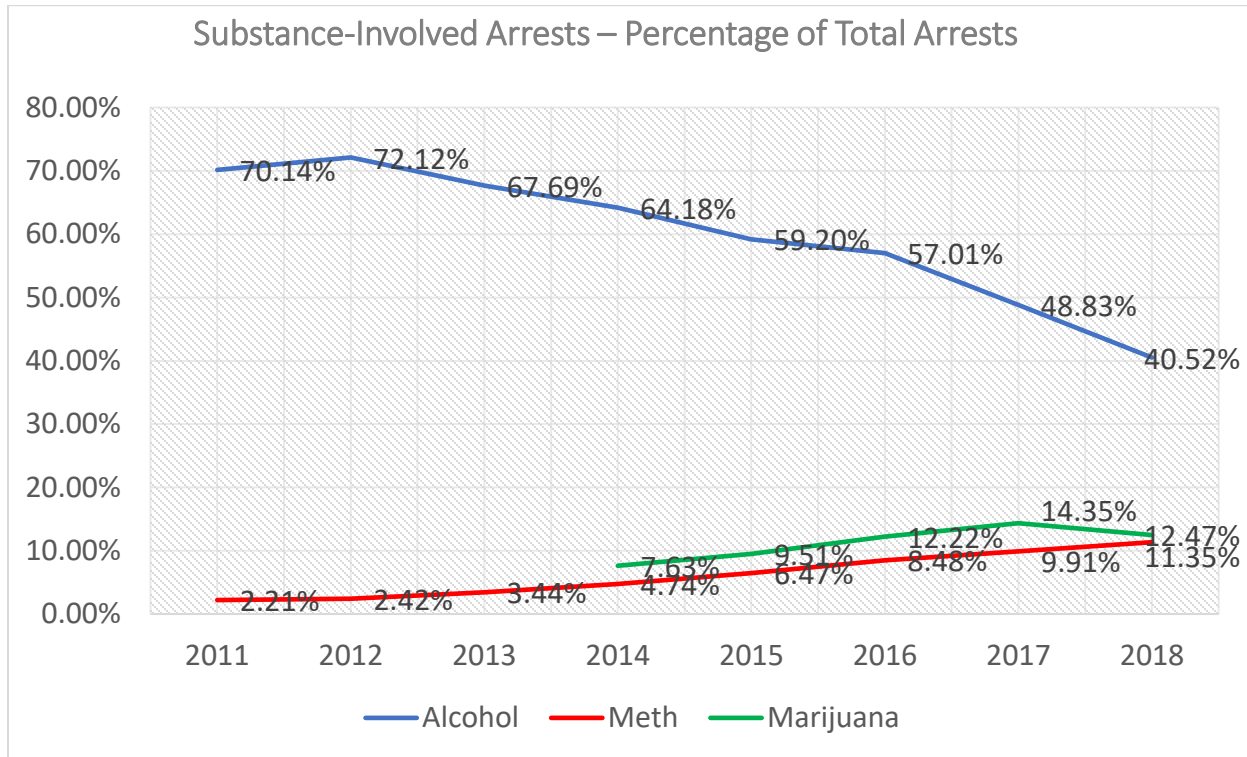


Alcohol involvement in misdemeanor, as well as felony arrests, have declined significantly during the last nine years. There was almost a thirty percent decrease in alcohol involvement for misdemeanor arrests and a ten percent decrease for felony arrests.

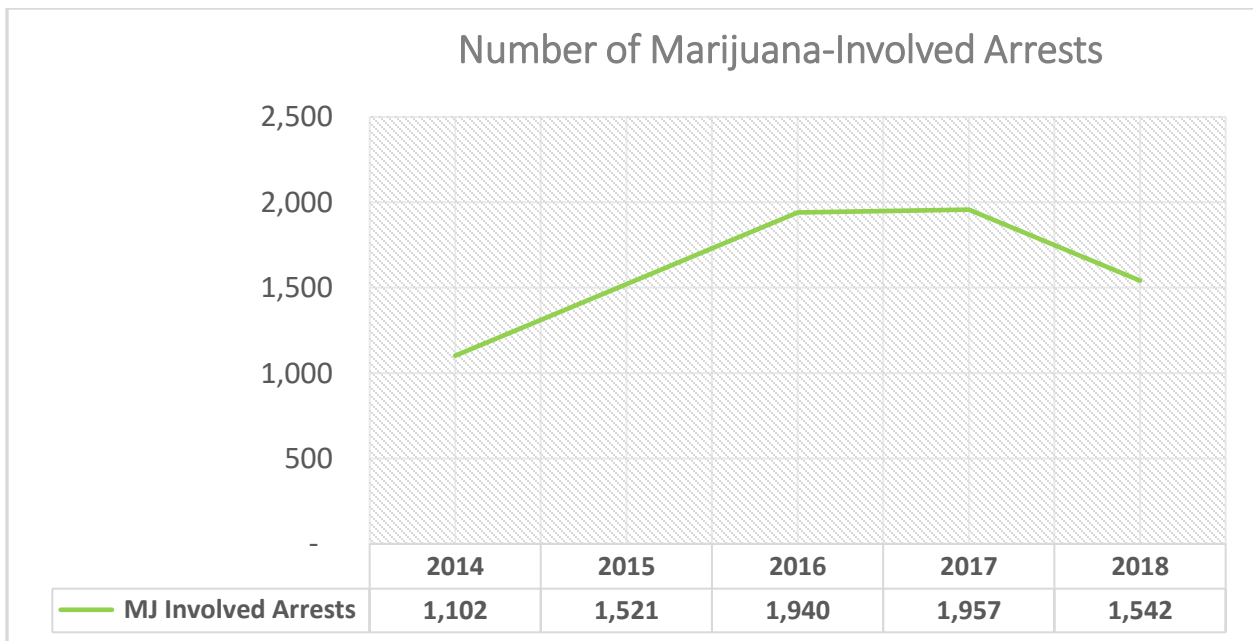
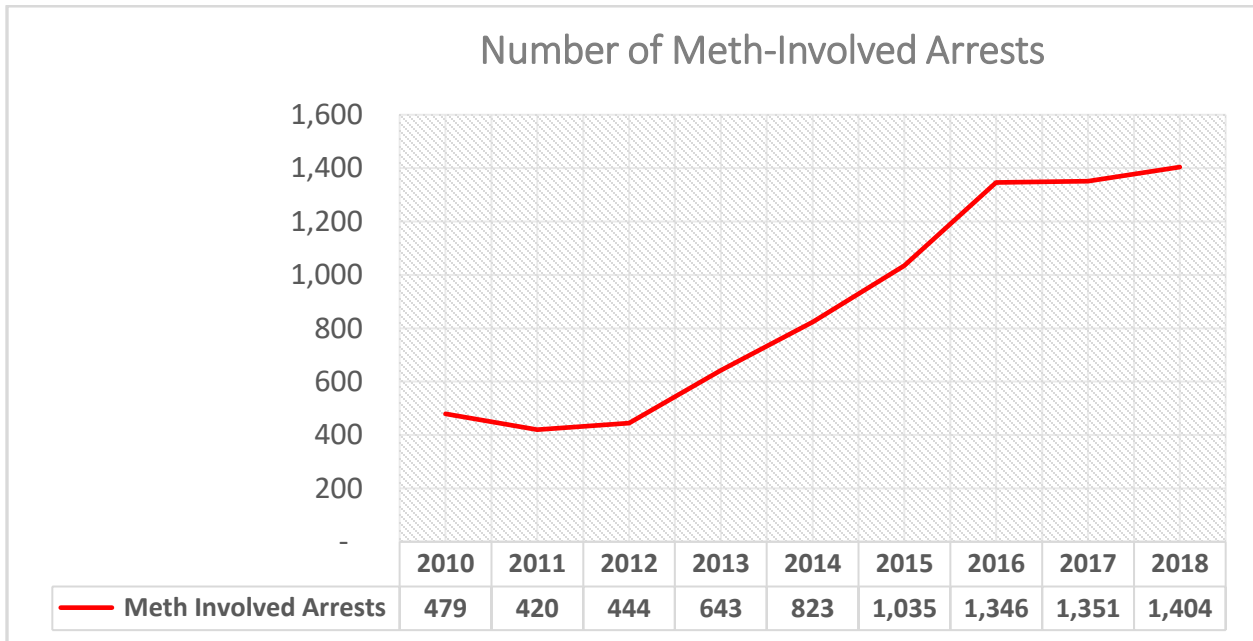
Drug involvement (other than alcohol) in misdemeanor, and particularly felony arrests, have increased significantly during the last nine years. There was a one hundred percent increase for drug involvement for misdemeanors (9.56% in 2010 compared to 20.82% in 2018)) and over sixty percent increase for drug involvement for felonies (27.98% in 2010 compared to 44.54% in 2018).



The Association began collecting marijuana-involved arrest statistics in March of 2014 to assess the impact of Colorado’s legalization of recreational marijuana on crime in Wyoming. Marijuana-involved arrests in Wyoming in 2016 increased by 419 from the number of marijuana-involved arrests in 2015 (the first year with 12 months of data). Since that time the number of marijuana-involved arrests stabilized and then decreased to almost the numbers in 2015. No clear trend for marijuana-involved arrests is evident from the four years of data collected by the Association.



The trend for meth-involved arrests in Wyoming; however, is quite evident. In 2018 there was almost 1,000 more meth-involved arrests in Wyoming than in 2011. The number of arrests and percentage of meth-involved arrests compared to total arrests have increased each year (404 arrests and 2.21% of total arrests in 2011; to 1,404 arrests and 11.35% of total arrests in 2018).



## COUNTY DATA

Substance involvement in crime in Wyoming varies by county. Counties with the higher population numbers generally experience higher number of incidents, but not always. Albany county made the top seven counties list for alcohol and marijuana-involved arrests in 2018 but not meth. Carbon County made the top seven counties list for marijuana and meth-involved arrests but not alcohol. And Platte County made the top seven counties list for marijuana but not meth or alcohol.

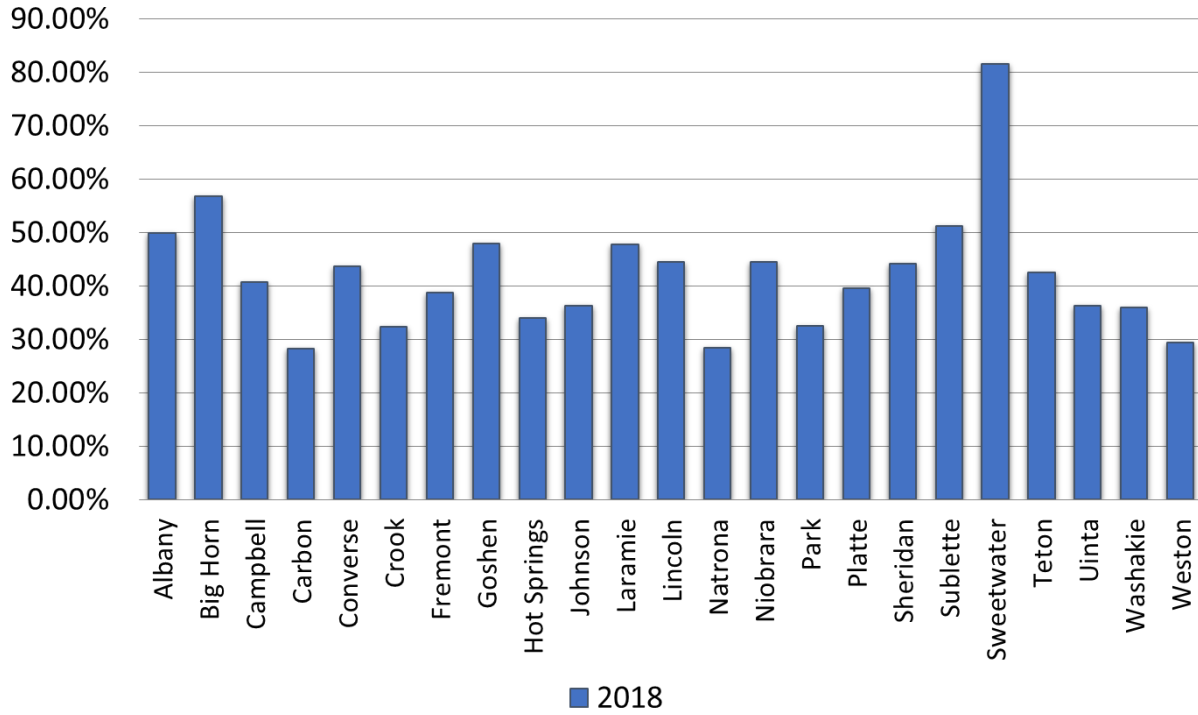


A review of the percentage of substance involved arrests compared to total arrests by county helps to identify counties with substance issues that need to be addressed. Please refer to the charts below that provide the percentage of alcohol, marijuana and meth to total arrests by county for 2018. Each of the charts showing comparisons by county are followed by charts that provide four-year substance-involved arrest numbers for the seven counties with the highest number of substance-involved arrests in 2018.

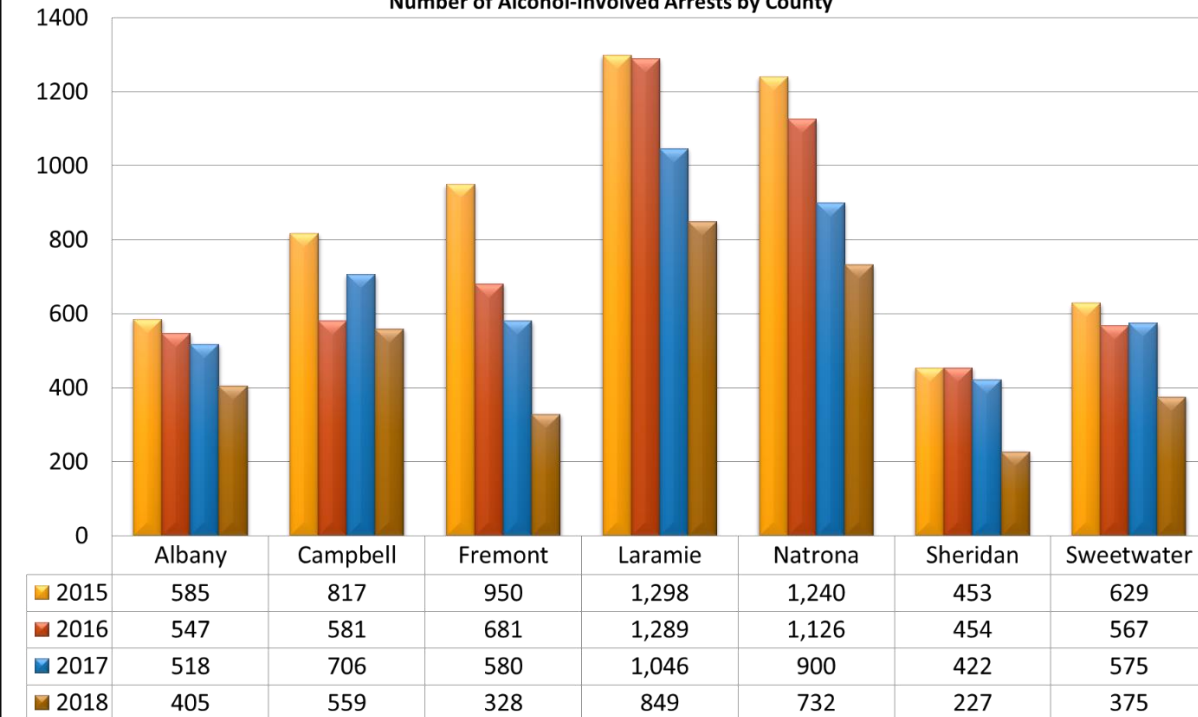


### Percentage of Alcohol-Involved Arrests by County

Statewide – 40.52%

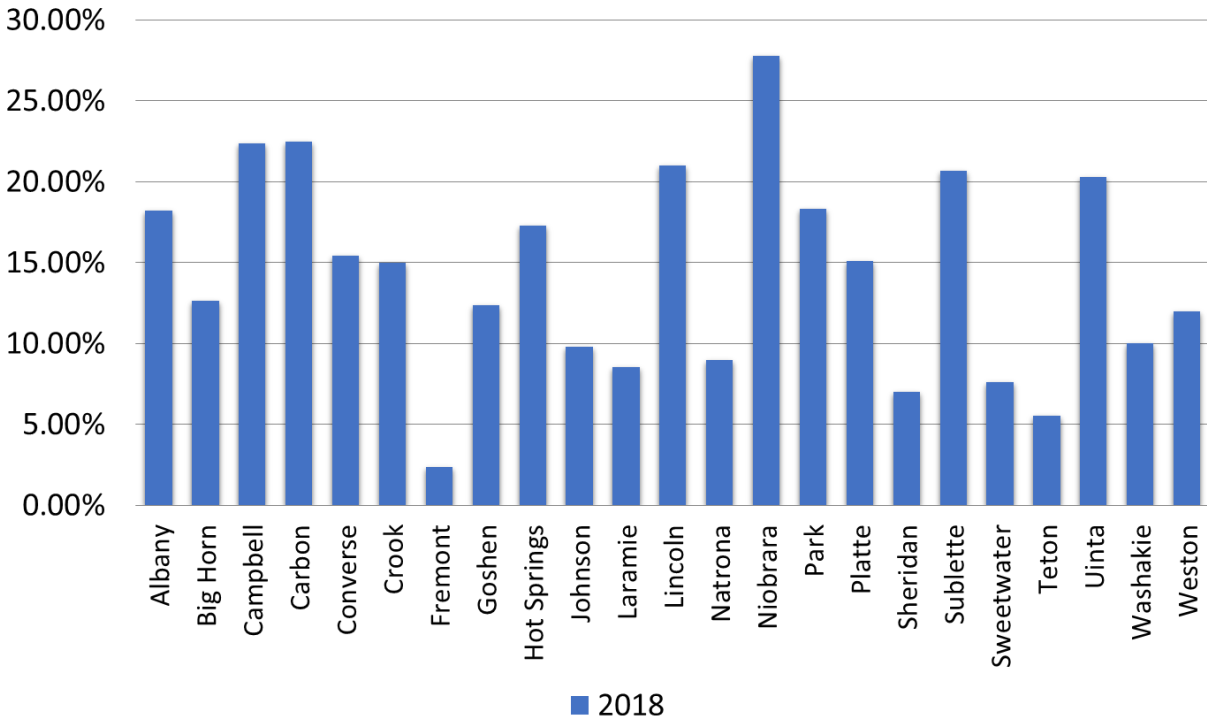


### Number of Alcohol-Involved Arrests by County

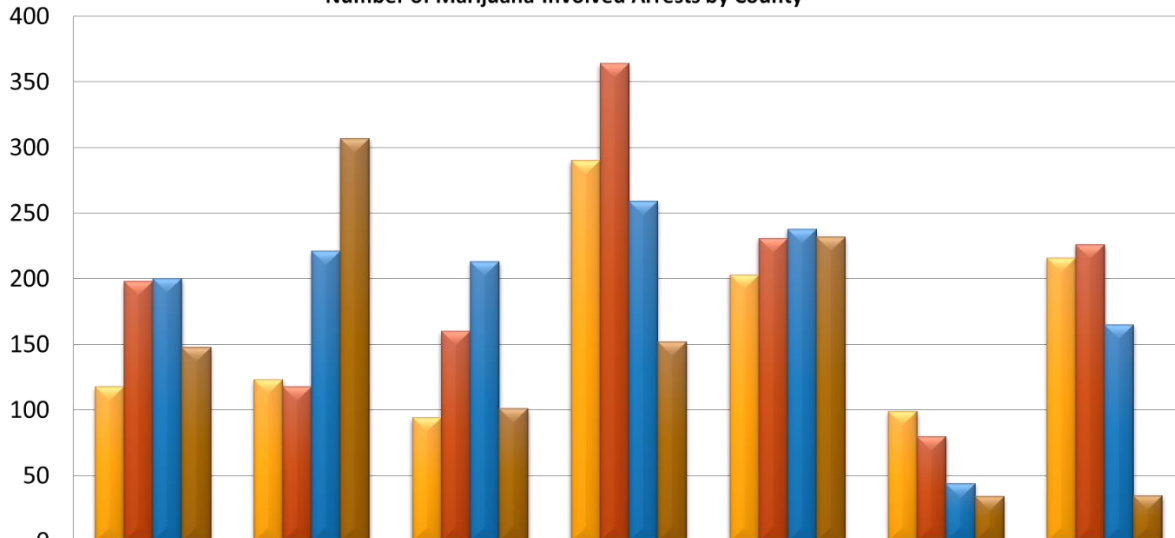


### Percentage of Marijuana-Involved Arrests by County

Statewide – 12.47%



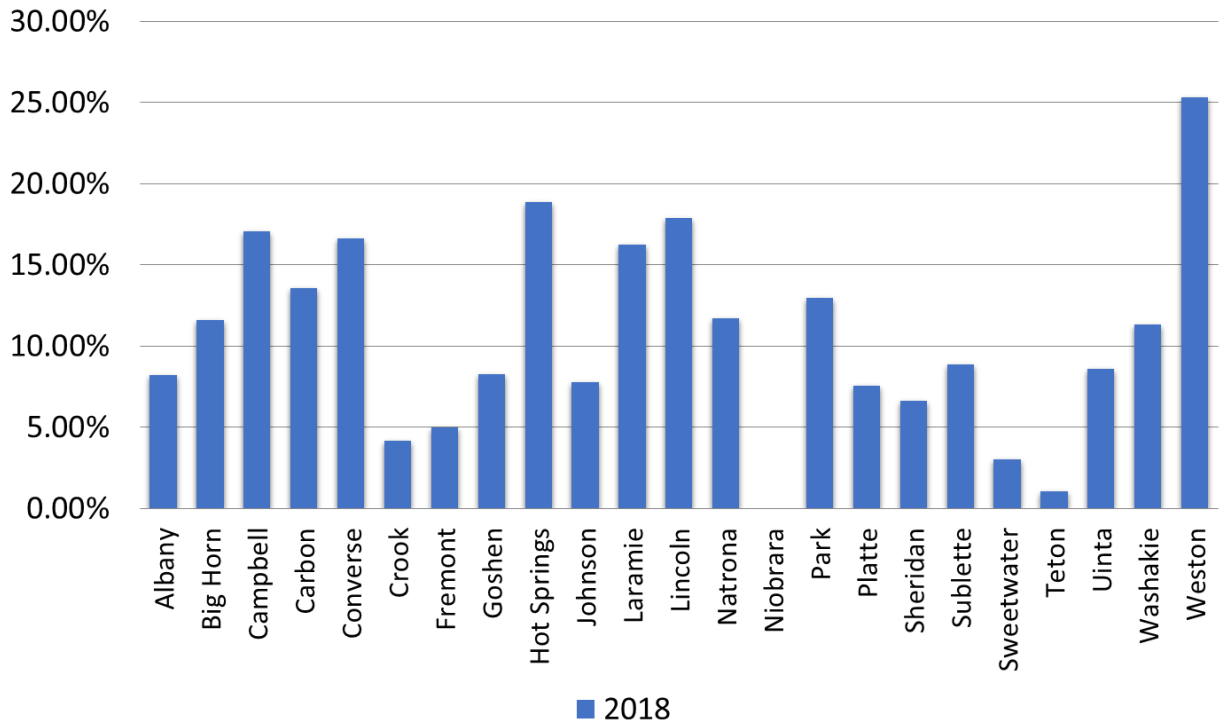
### Number of Marijuana-Involved Arrests by County



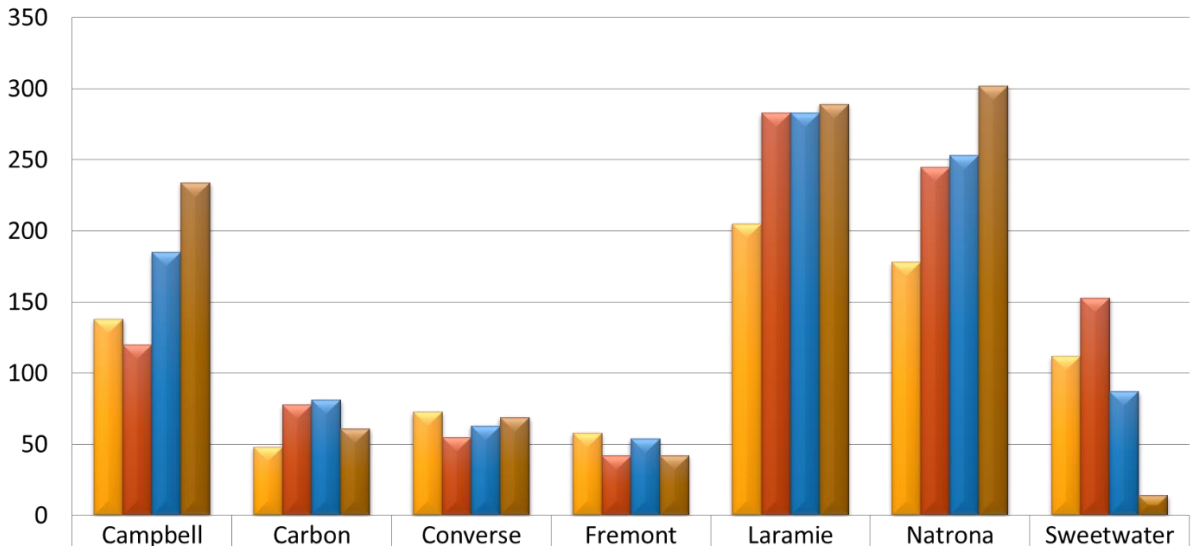
	Albany	Campbell	Carbon	Laramie	Natrona	Platte	Sweetwater
2015	118	123	94	290	203	99	216
2016	198	118	160	364	231	80	226
2017	200	221	213	259	238	44	165
2018	148	307	101	152	232	34	35

### Percentage of Meth-Involved Arrests by County

Statewide – 11.35%



### Number of Meth-Involved Arrests by County



	Campbell	Carbon	Converse	Fremont	Laramie	Natrona	Sweetwater
2015	138	48	73	58	205	178	112
2016	120	78	55	42	283	245	153
2017	185	81	63	54	283	253	87
2018	234	61	69	42	289	302	14



## IMPACT AND CONSEQUENCE

*Based on this compilation and new analysis of data on alcohol and crime, we know that nearly 4 in 10 violent victimizations involve use of alcohol, about 4 in 10 fatal motor vehicle accidents are alcohol-involved; and about 4 in 10 offenders, regardless of whether they are on probation, in local jail, or in State prison, self-report that they were using alcohol at the time of the offense.<sup>5</sup>*

The substance-related arrest statistics in Wyoming collected by the Association for the last fifteen years corroborate this national assessment by the U.S. Department of Justice, Bureau of Justice Statistics. The Association does not collect substance abuse related data for every crime, but it does collect substance-involved custodial arrest data for: felonies, misdemeanors, domestic violence, assault, resisting arrest, driving under the influence (DUI), public intoxication, and for traffic crashes which result in someone going to jail. The statistics contained in the [Alcohol and Crime in Wyoming](#) reports each year clearly identify significant public safety issues which merit further discussion, analysis and action by local law enforcement, citizens and state/community leaders.



Even though the number of alcohol-involved arrests have decreased significantly in recent years, alcohol is still the drug with the greatest impact on crime in Wyoming. Incidents of assaults, disturbances, child abuses, domestic violence all are heavily influenced by alcohol. *Although Wyoming is relatively “safe” from what is generally considered to be serious crimes (felonies), the high percentage of alcohol-involved arrests for public intoxication and driving under the influence, and the high levels of blood alcohol content for drivers arrested for being impaired represent real and significant threats to public safety.<sup>6</sup>*

The statistics in Wyoming clearly indicate that the two crimes that account for the greatest number of custodial arrests in Wyoming are driving under the influence (DUI) and public intoxication. Together these two crimes alone have accounted for an average of 45% of all custodial arrests in Wyoming for each of the last nine years.

**Public Intoxication:** Public intoxication is viewed by some as just a public nuisance crime; however, incidents of public intoxication present real and significant threats to public safety. The average Blood Alcohol Content (BAC) for Public Intoxication arrests in Wyoming in 2018 was 0.2321 – nearly three times the presumptive level for impairment. In some counties, the average BAC for public intoxication arrests in 2018 was even higher. Alcohol Intoxication at these levels often “fuels” behavior that result in more serious crimes than just disturbances and nuisances.

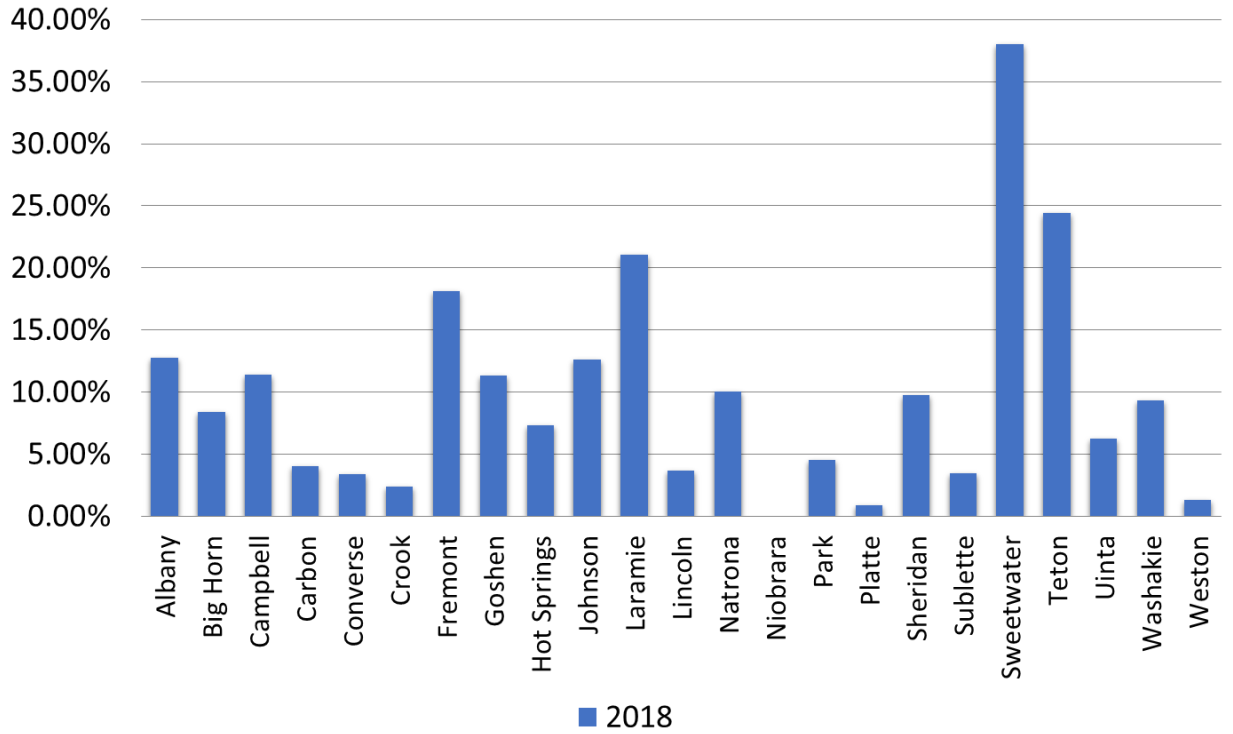
The first graph below provides the percentage of Public Intoxication arrests compared to total arrests for each county in 2018. The second graph provides the AVERAGE blood alcohol content reported for public intoxication arrests for each county in 2018.

<sup>5</sup>Forward by Jan M. Chaiken, Ph.D. Director of the Bureau of Justice Statistics; [Alcohol and Crime: An Analysis of National Data on the Prevalence of Alcohol Involvement in Crime](#); US Department of Justice; April 1998.

<sup>6</sup> Alcohol and Crime in Wyoming – 2018; Wyoming Association of Sheriffs and Chiefs of Police; May 2019; page 9

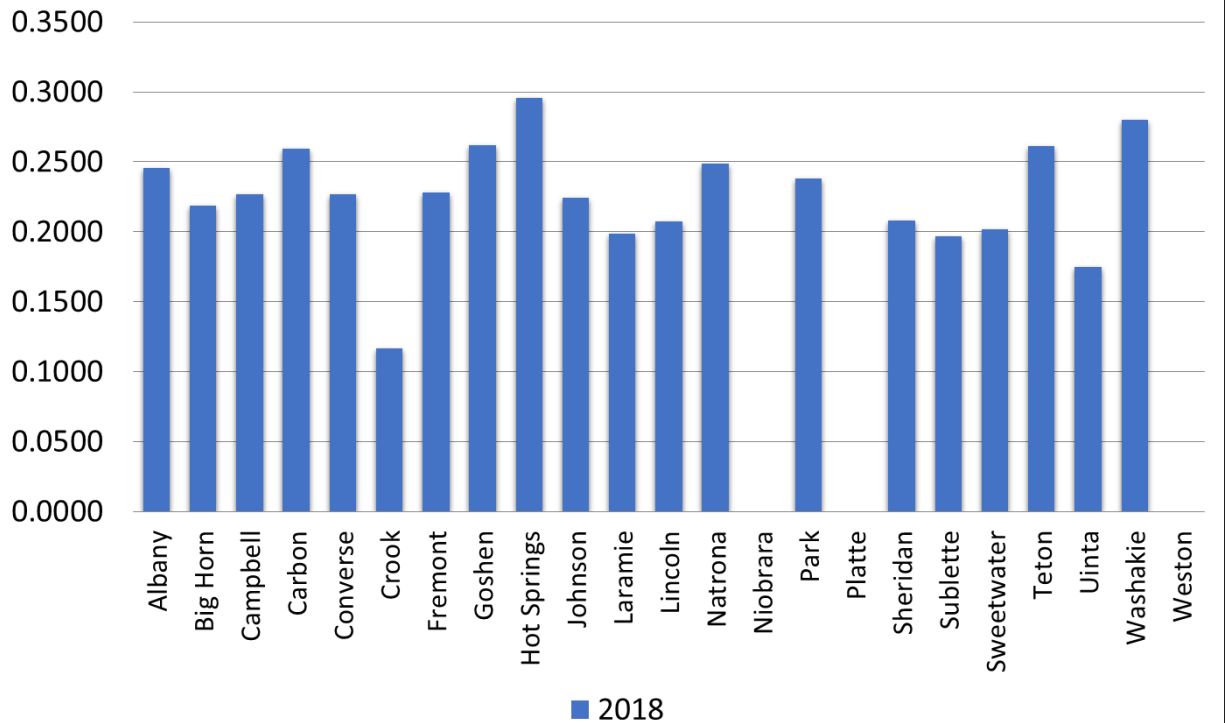
**Public Intoxication Arrests as a Percentage of All Arrests by County**

Statewide – 12.91%



**Average BAC Reported for Public Intoxication Arrests**

Statewide – 0.2321



Driving Under the Influence: Driving Under the Influence is, unquestionably, the crime that has the greatest impact and consequence in Wyoming. It accounts for the greatest number of custodial arrests and is the cause of more deaths and serious injuries than any other crime. DUI arrests account for an approximate average of 27% of all custodial arrests in Wyoming each year and a third of all traffic fatalities.



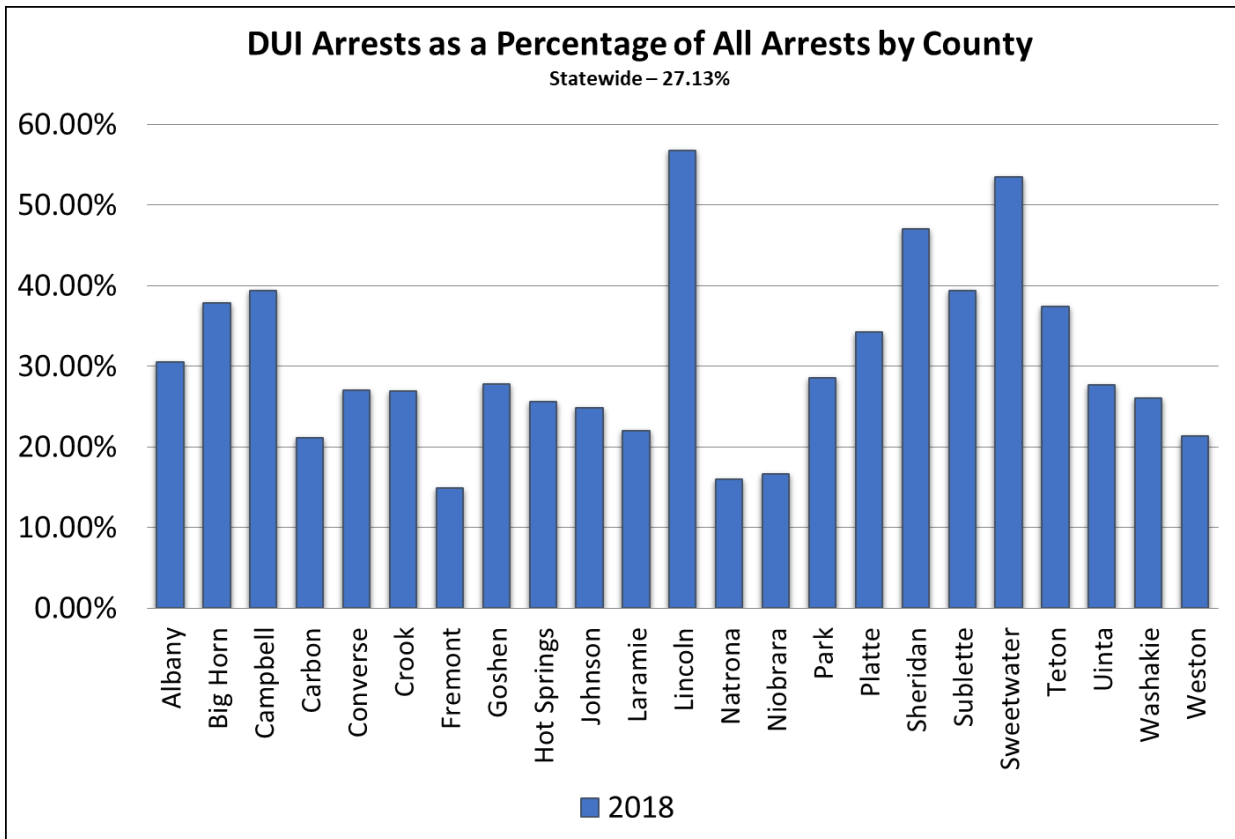
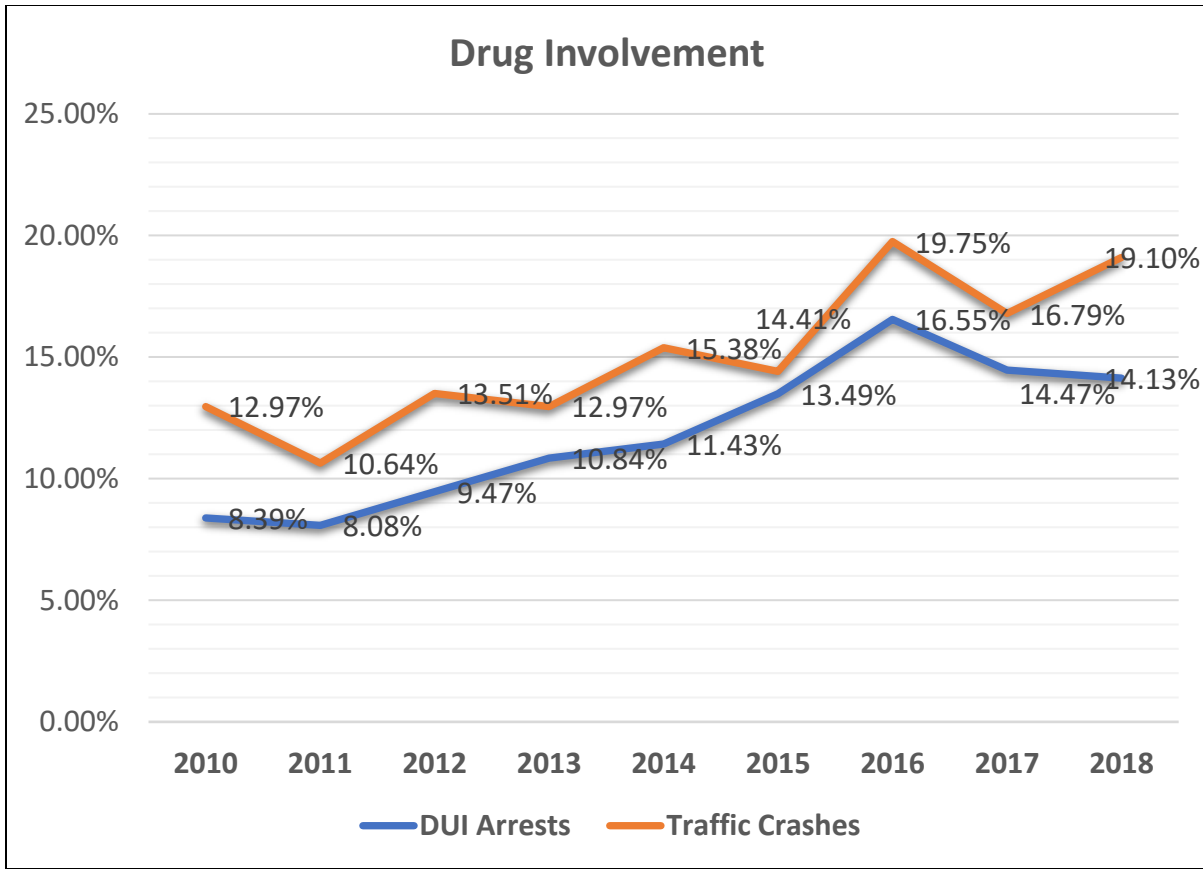
The number and percentage of DUI arrests have decreased statewide during the last nine years. At the same time, the average blood alcohol content (BAC) has remained at near twice the presumptive level of impairment while the involvement of drugs has increased. DUI arrests in several counties have consistently been above the statewide average.


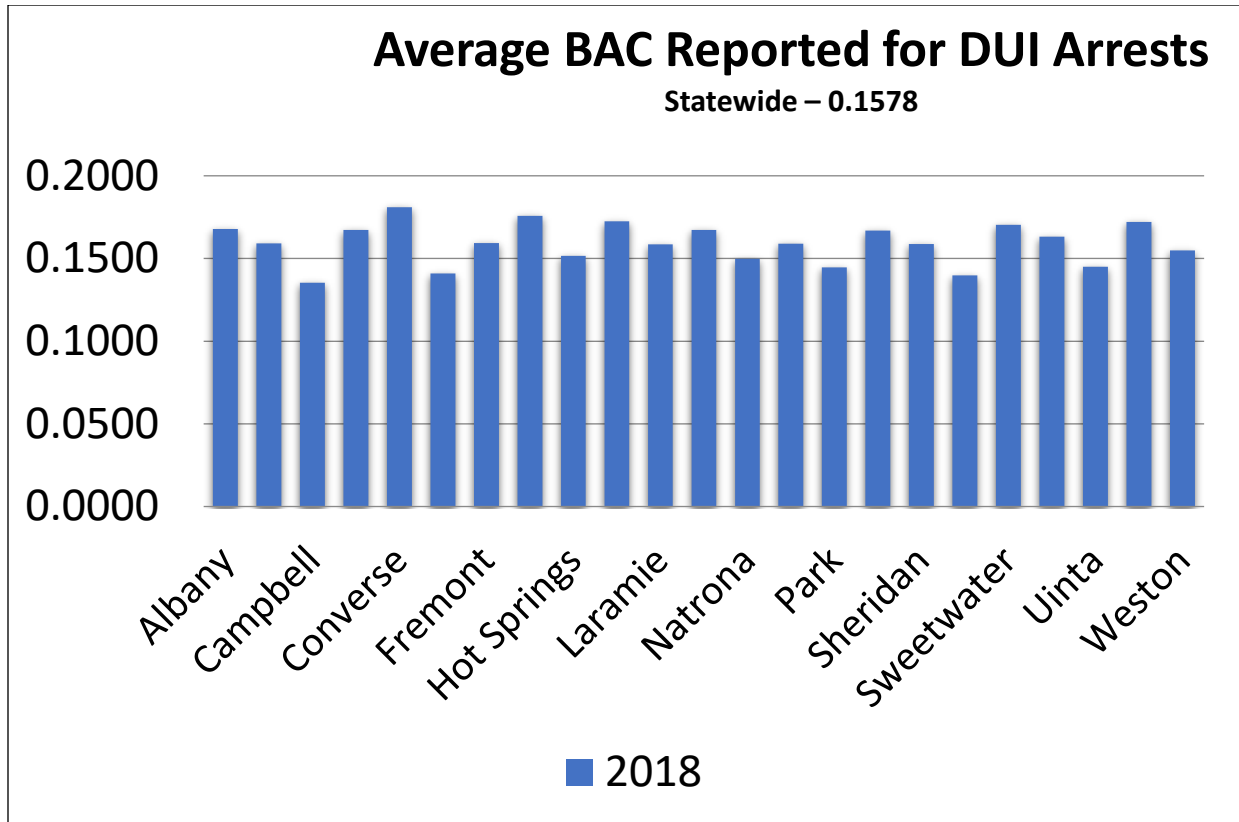
Please refer to the following graphs and charts that provide the following information:

- Increasing involvement of drugs in DUI arrests and Traffic Crashes: 2010 - 2018
- DUI arrests as a percentage of all arrests by county – 2018
- Average DUI blood alcohol content by county – 2018
- Trends for DUI relative statistics: 2014 – 2018
- Marijuana involvement for DUI arrests and traffic crashes by county
- Meth involvement for DUI arrests and traffic crashes by county
- Percentage of Male and Female alcohol DUI arrests
- Percentage of Male and Female marijuana-involved DUI arrests
- Percentage of Male and Female meth-involved DUI arrests
- Age group percentages for male/female alcohol, marijuana and meth involved arrests



NOTE: For more detailed graphs and statistics regarding Driving Under the Influence arrests in Wyoming, please refer to [Alcohol and Crime in Wyoming – 2018](#).






### Marijuana Involvement-DUI and Traffic Crashes

County Department	Total Offenses	Marijuana Involved	% Marij. of Total	DUI	DUI-Marij Involved	% of Total DUI with Marijuana Involved	Traffic Crashes	Traffic Crashes- Marijuana Involved	% of Total Traffic Crashes with Marijuana Involved
Statewide	14347	1549	10.80%	3356	280	8.34%	488	45	9.22%
Albany	813	148	18.20%	248	34	13.71%	40	10	25.00%
Big Horn	95	12	12.63%	36	3	8.33%	3		
Campbell	1372	307	22.38%	479	38	7.93%	41	5	12.20%
Carbon	449	101	22.49%	95	10	10.53%	22	2	9.09%
Converse	415	64	15.42%	112	10	8.93%	15	2	13.33%
Crook	167	25	14.97%	45	1	2.22%	9	2	22.22%
Fremont	845	20	2.37%	126	4	3.17%	19		
Goshen	194	24	12.37%	54	8	14.81%	12	1	8.33%
Hot Springs	191	33	17.28%	49	5	10.20%	3	1	33.33%
Johnson	245	24	9.80%	61	6	9.84%	15		
Laramie	1778	152	8.55%	391	22	5.63%	69	4	5.80%
Lincoln	162	34	20.99%	92	8	8.70%	17	2	11.76%
Natrona	2583	232	8.98%	412	45	10.92%	73	7	9.59%
Niobrara	18	5	27.78%	3					
Park	578	106	18.34%	165	27	16.36%	19	1	5.26%
Platte	225	34	15.11%	77	4	5.19%	9		
Sheridan	514	36	7.00%	242	11	4.55%	38	2	5.26%
Sublette	203	42	20.69%	80	9	11.25%	12		
Sweetwater	460	35	7.61%	246	20	8.13%	29	1	3.45%
Teton	578	32	5.54%	216	7	3.24%	19		
Uinta	256	52	20.31%	71	5	7.04%	12	4	33.33%
VADC	1981	7	0.35%	1			1		
Washakie	150	15	10.00%	39	3	7.69%	8	1	12.50%
Weston	75	9	12.00%	16			3		

### Methamphetamine Involvement-DUI and Traffic Crashes

County Department	Total Offenses	Meth Involved	% Meth of Total	DUI	DUI-Meth Involved	% of Total DUI with Meth Involved	Traffic Crashes	Traffic Crashes- Meth Involved	% of Total Traffic Crashes with Meth Involved
Statewide	14347	1415	9.86%	3356	115	3.43%	488	24	4.92%
Albany	813	67	8.24%	248	6	2.42%	40	3	7.50%
Big Horn	95	11	11.58%	36	1	2.78%	3		
Campbell	1372	234	17.06%	479	21	4.38%	41	3	7.32%
Carbon	449	61	13.59%	95	6	6.32%	22		
Converse	415	69	16.63%	112	5	4.46%	15	2	13.33%
Crook	167	7	4.19%	45			9		
Fremont	845	42	4.97%	126	3	2.38%	19		
Goshen	194	16	8.25%	54			12		
Hot Springs	191	36	18.85%	49	4	8.16%	3		
Johnson	245	19	7.76%	61			15		
Laramie	1778	289	16.25%	391	13	3.32%	69	6	8.70%
Lincoln	162	29	17.90%	92	8	8.70%	17		
Natrona	2583	302	11.69%	412	20	4.85%	73	6	8.22%
Niobrara	18			3					
Park	578	75	12.98%	165	9	5.45%	19	2	10.53%
Platte	225	17	7.56%	77	2	2.60%	9		
Sheridan	514	34	6.61%	242	3	1.24%	38	1	2.63%
Sublette	203	18	8.87%	80	4	5.00%	12		
Sweetwater	460	14	3.04%	246	6	2.44%	29	1	3.45%
Teton	578	6	1.04%	216			19		
Uinta	256	22	8.59%	71	1	1.41%	12		
VADC	1981	11	0.56%	1			1		
Washakie	150	17	11.33%	39	1	2.56%	8		
Weston	75	19	25.33%	16	2	12.50%	3		


### Percentage of Male/Female Alcohol-Involved DUI Arrests



0.0% 10.0% 20.0% 30.0% 40.0% 50.0% 60.0% 70.0% 80.0% 90.0%

	2015	2016	2017	2018
<span style="color: orange;">■</span> % Female Alcohol Involved	19.8%	23.5%	23.9%	24.1%
<span style="color: blue;">■</span> % Male Alcohol Involved	77.6%	74.2%	73.2%	73.8%

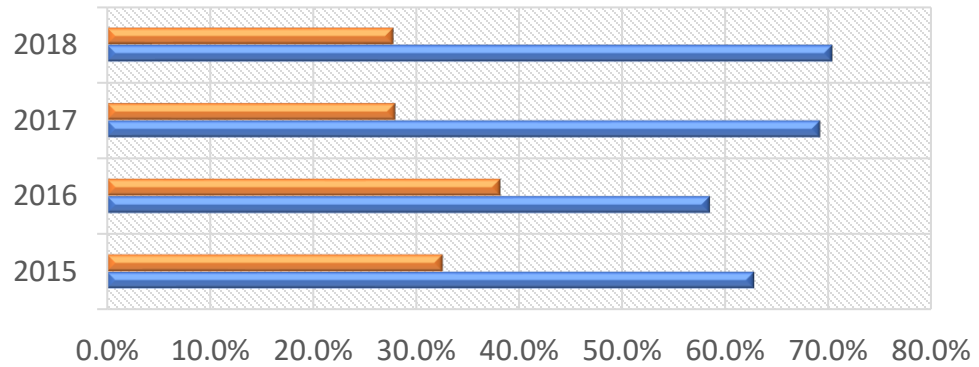
### Percentage of Male/Female Marijuana-Involved DUI Arrests



0.0% 10.0% 20.0% 30.0% 40.0% 50.0% 60.0% 70.0% 80.0% 90.0%

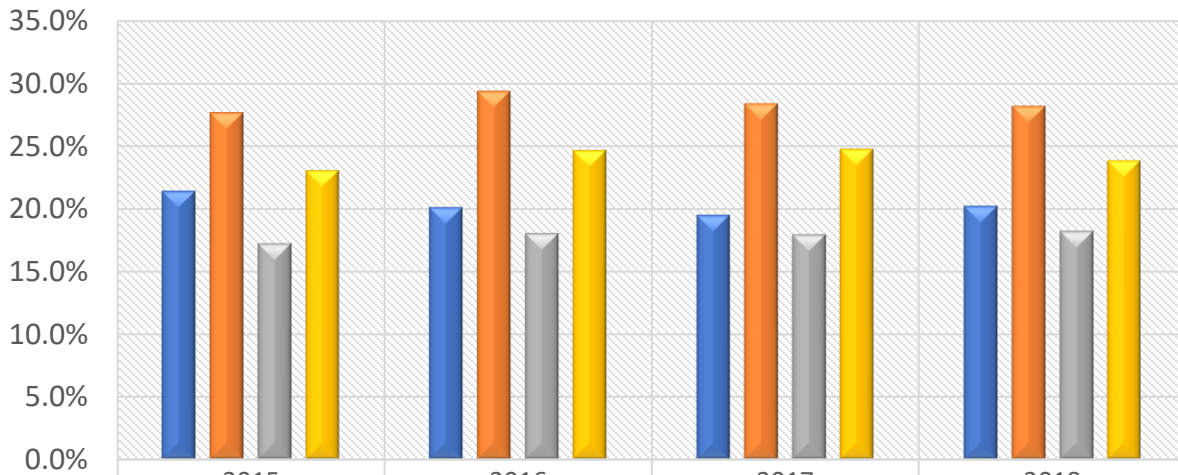
	2015	2016	2017	2018
<span style="color: orange;">■</span> % Female MJ-Involved	21.3%	21.9%	21.0%	19.6%
<span style="color: blue;">■</span> % Male MJ-Involved	74.6%	74.7%	74.6%	79.3%

### Percentage of Male/Female Meth-Involved DUI Arrests



	2015	2016	2017	2018
<span style="color: orange;">■</span> % Female Meth-Involved	32.6%	38.2%	28.0%	27.8%
<span style="color: blue;">■</span> % Male Meth-Involved	62.8%	58.5%	69.2%	70.4%

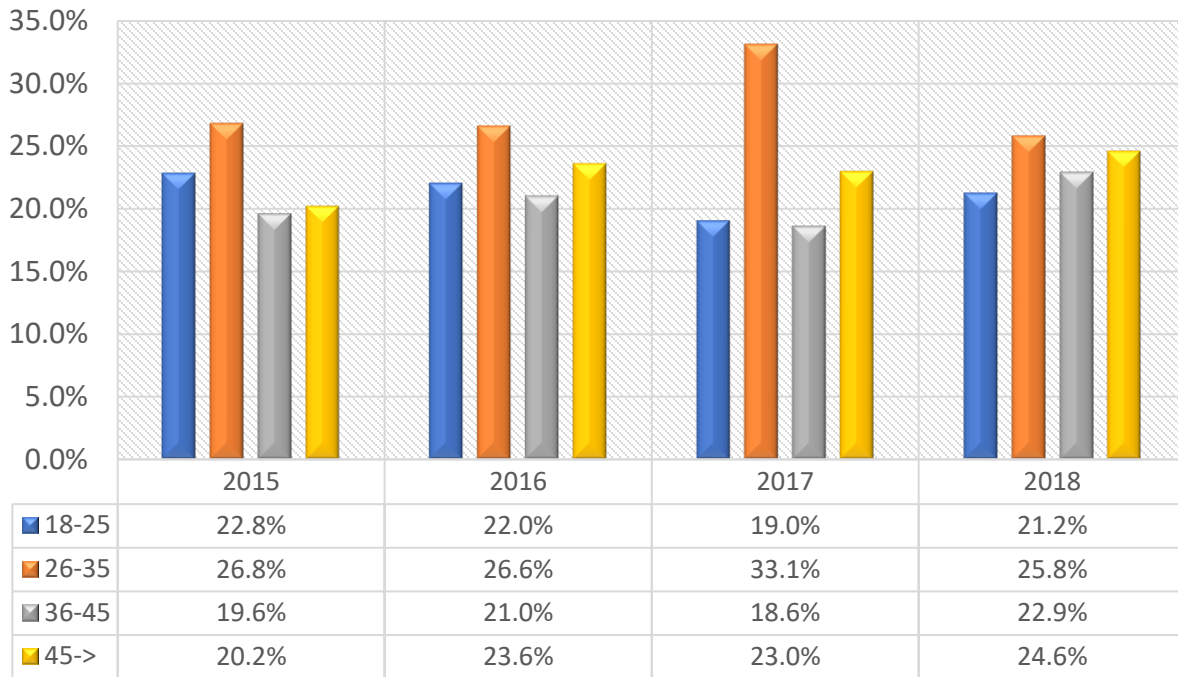
### Male Alcohol-Involved DUI Arrests: Age Group Percentages



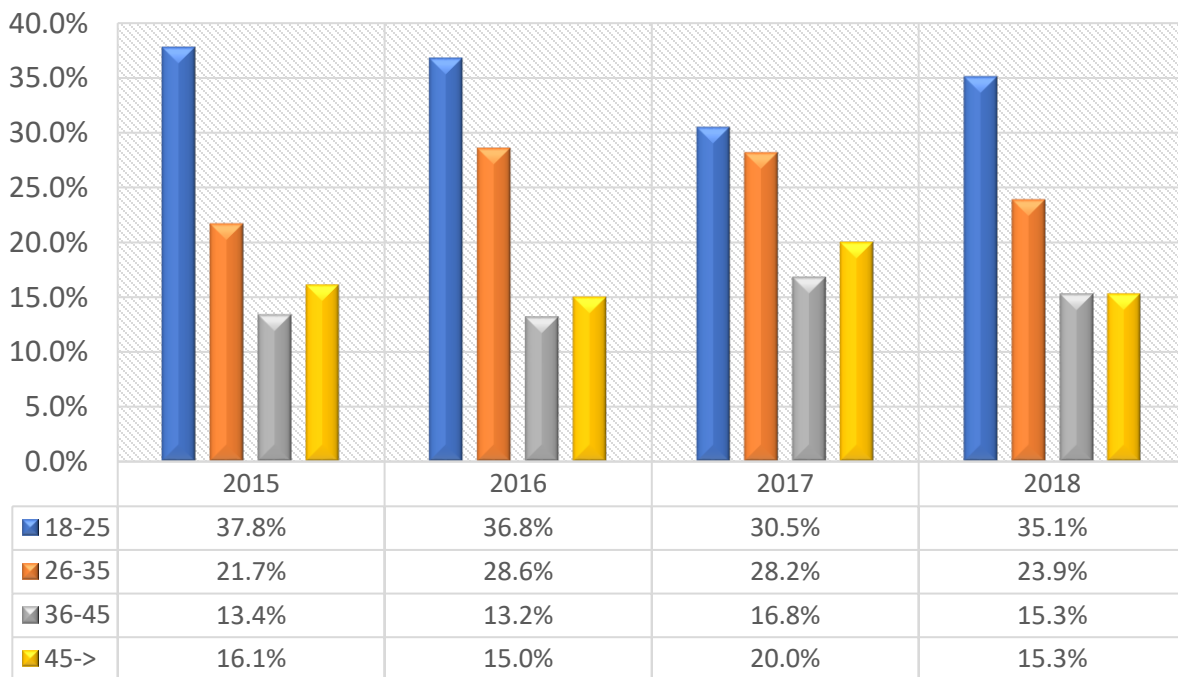
	2015	2016	2017	2018
<span style="color: blue;">■</span> 18-25	21.4%	20.1%	19.5%	20.2%
<span style="color: orange;">■</span> 26-35	27.7%	29.4%	28.4%	28.2%
<span style="color: grey;">■</span> 36-45	17.2%	18.0%	17.9%	18.2%
<span style="color: yellow;">■</span> 45->	23.1%	24.7%	24.8%	23.9%



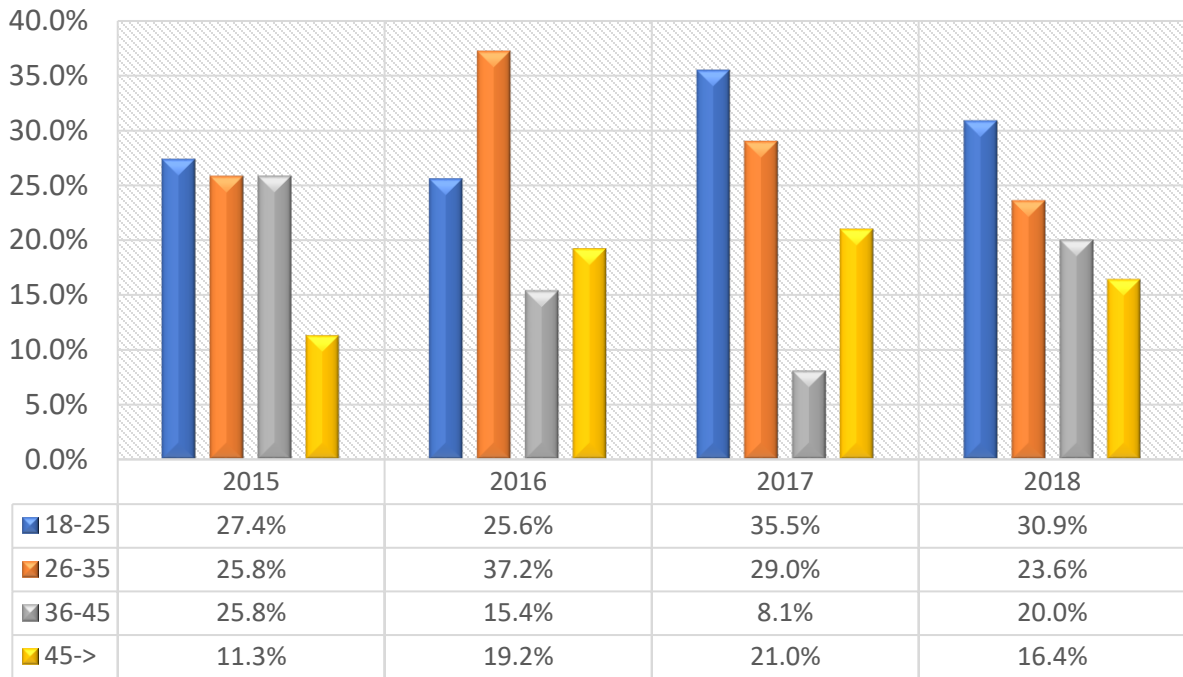
### Female Alcohol-Involved DUI Arrests: Age Group Percentages



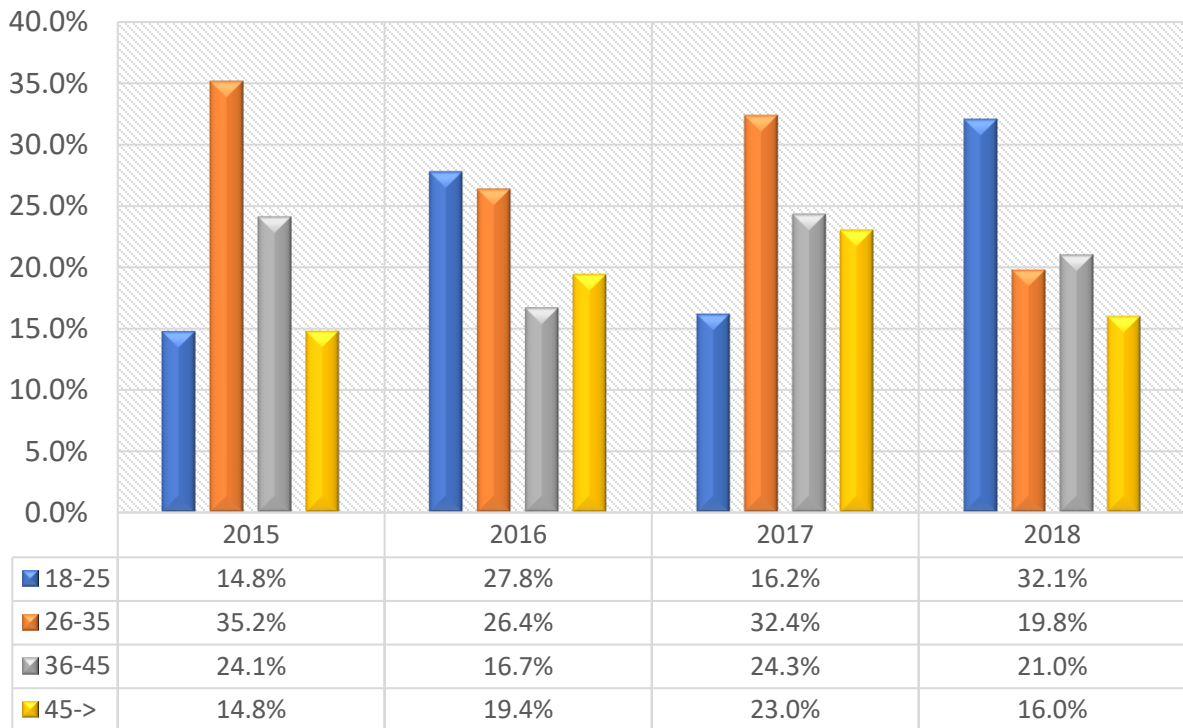
### Male Marijuana-Involved DUI Arrests: Age Group Percentages



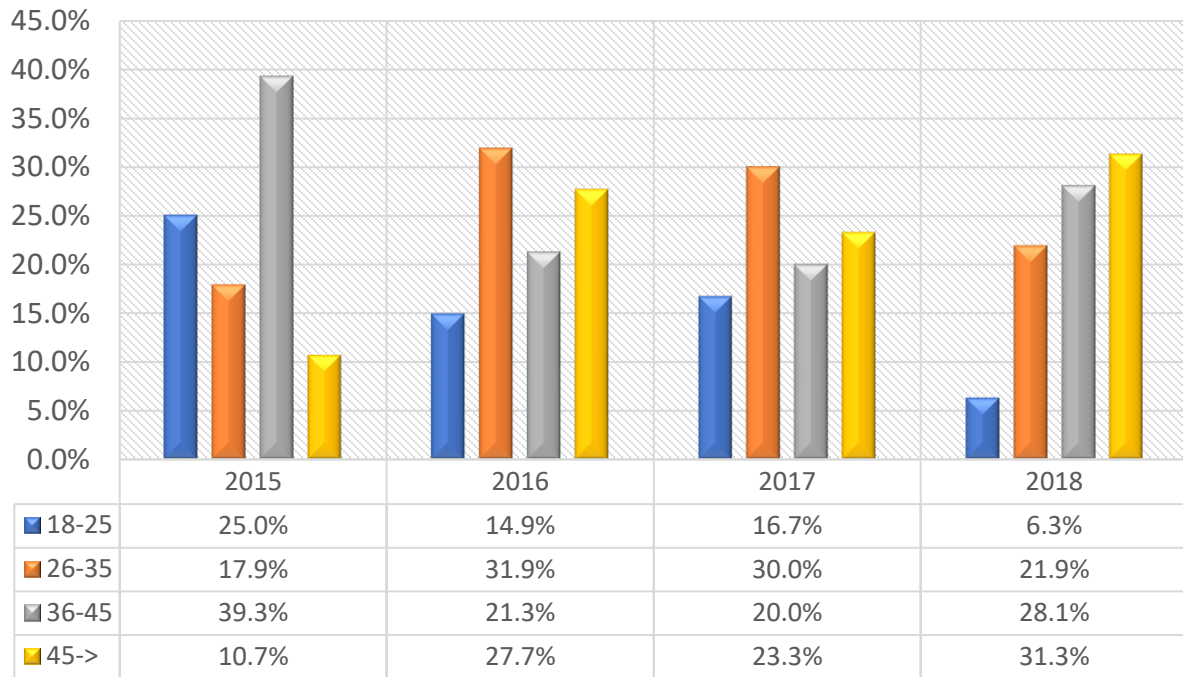
### Female Marijuana-Involved DUI Arrests: Age Group Percentages



### Male Meth-Involved DUI Arrests: Age Group Percentages

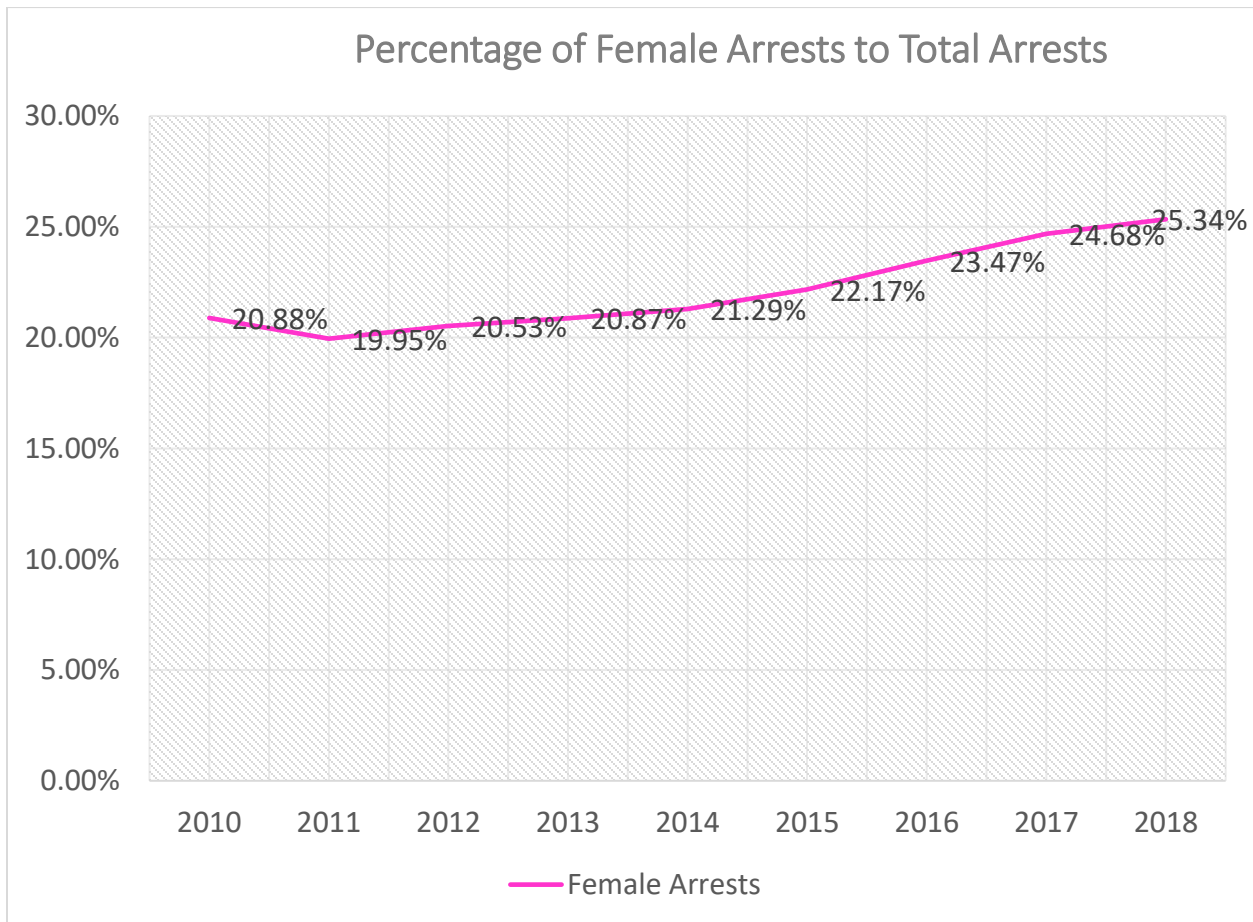


## Female Meth-Involved DUI Arrests: Age Group Percentages



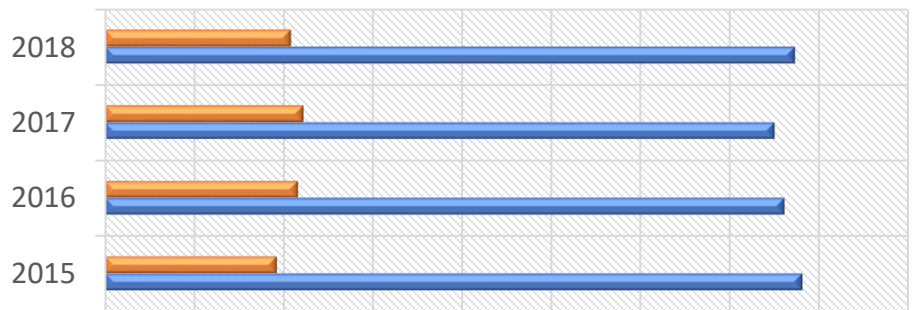
## DEMOGRAPHICS

Gender - Crime in General: The gender of the average person taken to jail in Wyoming continues to remain relatively consistent from year to year. About three out of four times it is a male; however, female custodial arrests have increased incrementally during the last nine years (25.34% in 2018 compared to 20.88% in 2010).



Gender – Substance Involved Arrests: The ratio of female to male custodial arrests involving alcohol, marijuana and meth remained relatively consistent for each substance for each of the last four years. However, the ratio varied depending on the substance involved. Females comprised 21% of all custodial arrests involving alcohol for the last four years. Females comprised 26% of all custodial arrests involving marijuana and averaged 36% of all custodial arrests involving meth. Please refer to the three charts below for yearly percentages for each substance.

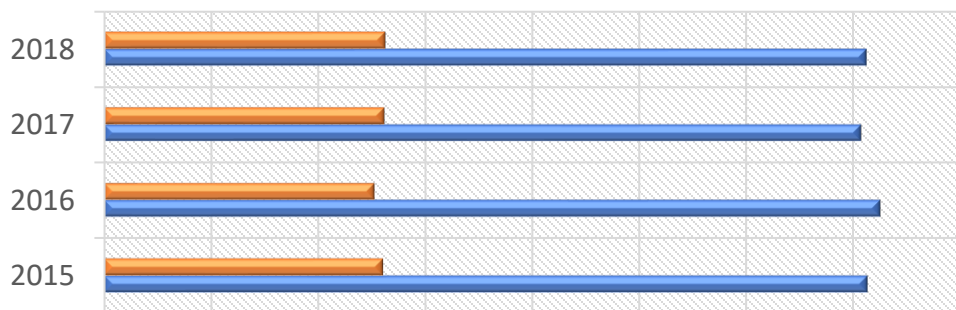
### Percentage of Male/Female Alcohol-Involved Arrests



0.0% 10.0% 20.0% 30.0% 40.0% 50.0% 60.0% 70.0% 80.0% 90.0%

	2015	2016	2017	2018
<span style="color: orange;">■</span> % Female Alcohol Involved	19.2%	21.6%	22.2%	20.8%
<span style="color: blue;">■</span> % Male Alcohol Involved	78.1%	76.1%	75.0%	77.3%

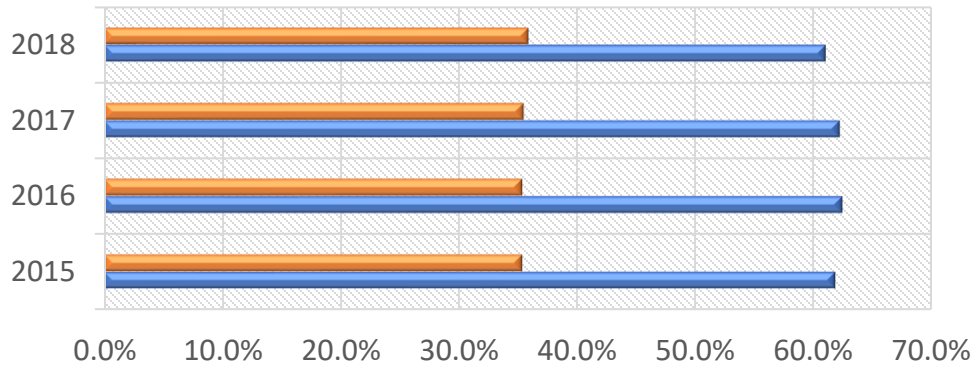
### Percentage of Male/Female Marijuana-Involved Arrests



0.0% 10.0% 20.0% 30.0% 40.0% 50.0% 60.0% 70.0% 80.0%

	2015	2016	2017	2018
<span style="color: orange;">■</span> % Female MJ Involved	26.1%	25.3%	26.2%	26.3%
<span style="color: blue;">■</span> % Male MJ Involved	71.4%	72.6%	70.8%	71.3%

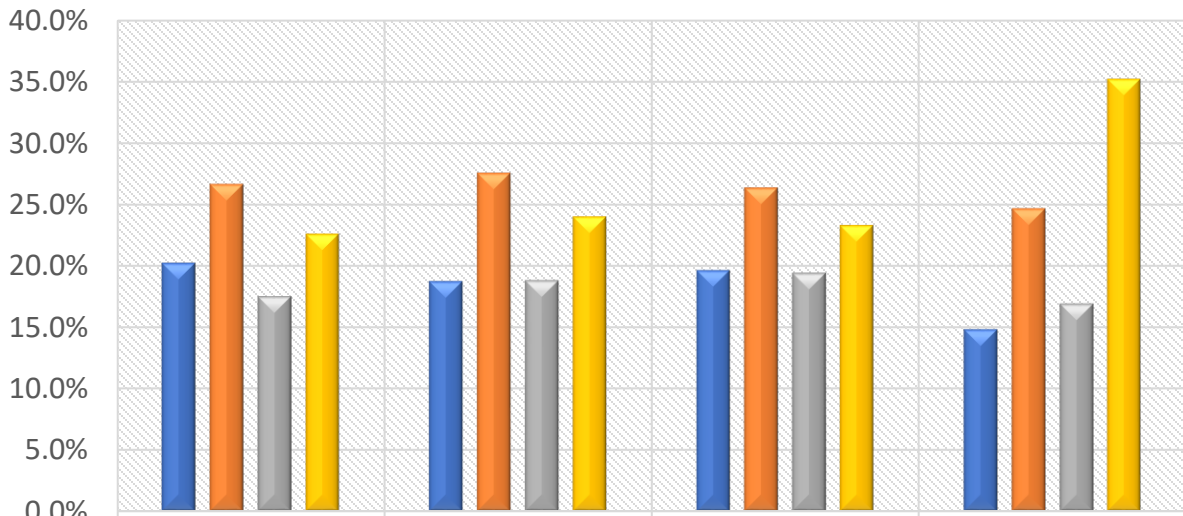
### Percentage of Male/Female Meth-Involved Arrests



	2015	2016	2017	2018
<span style="color: orange;">■</span> % Female Meth Involved	35.4%	35.4%	35.5%	35.9%
<span style="color: blue;">■</span> % Male Meth Involved	61.9%	62.5%	62.3%	61.1%

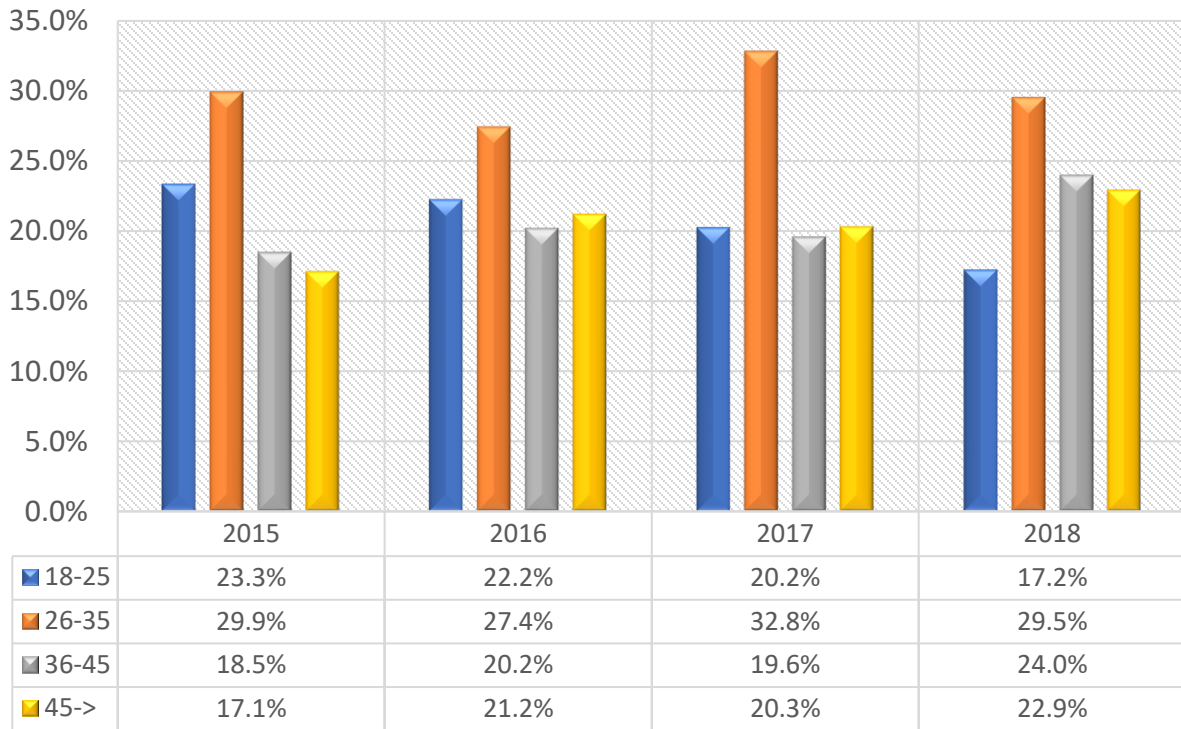
Gender and Age Groups – Substance Involvement: the graphs below provide four-year statistics for male and female arrests involving alcohol, marijuana and meth.

### Male Alcohol-Involved Arrests: Age Group Percentages

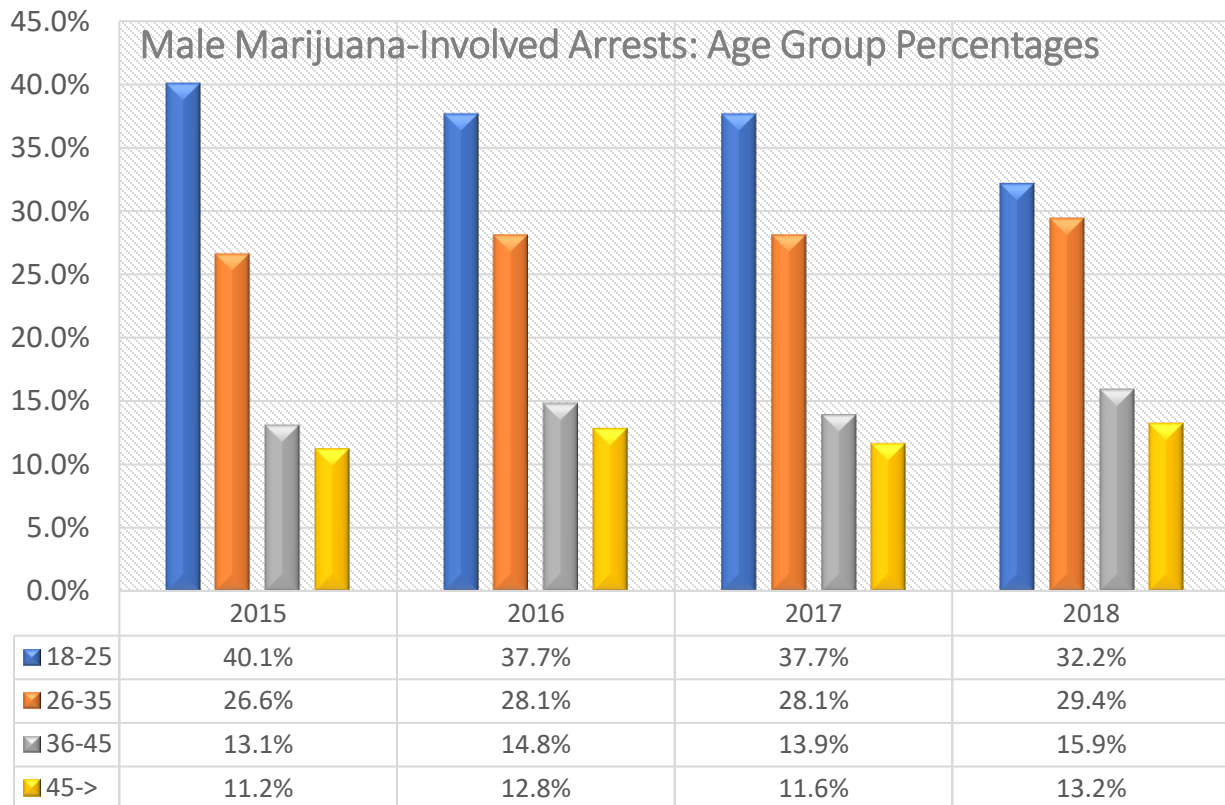


	2015	2016	2017	2018
<span style="color: blue;">■</span> 18-25	20.2%	18.7%	19.6%	14.8%
<span style="color: orange;">■</span> 26-35	26.7%	27.6%	26.4%	24.7%
<span style="color: grey;">■</span> 36-45	17.5%	18.8%	19.4%	16.9%
<span style="color: yellow;">■</span> 45->	22.6%	24.0%	23.3%	35.2%

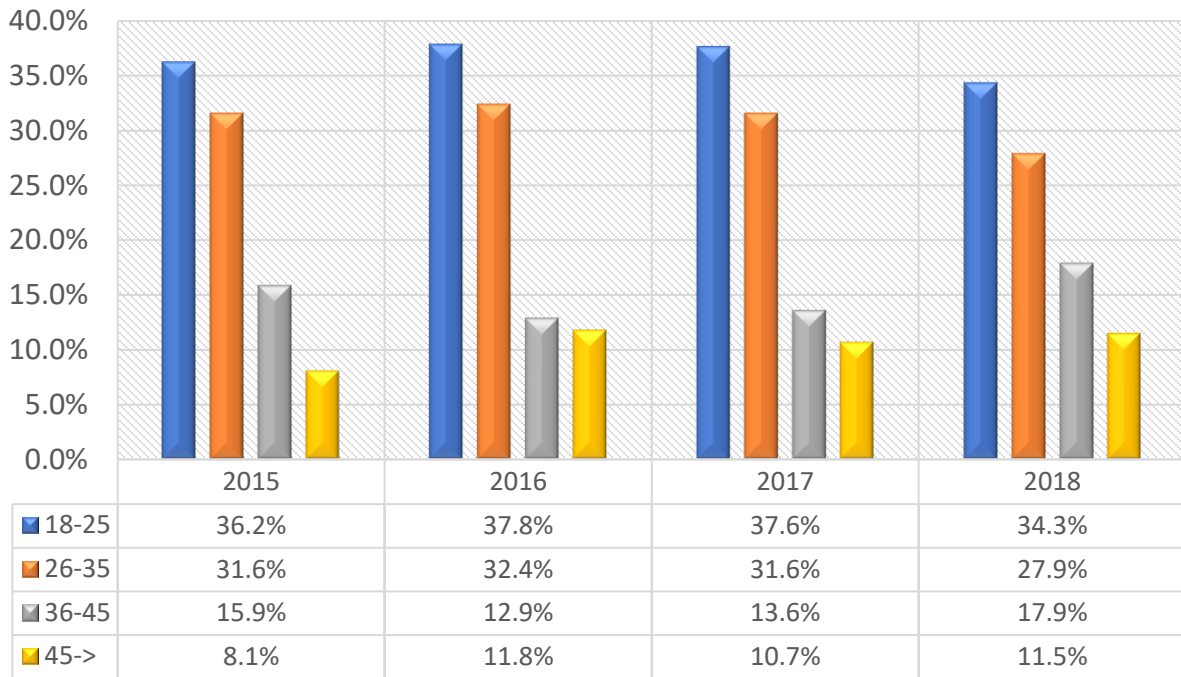
### Female Alcohol-Involved Arrests: Age Group Percentages



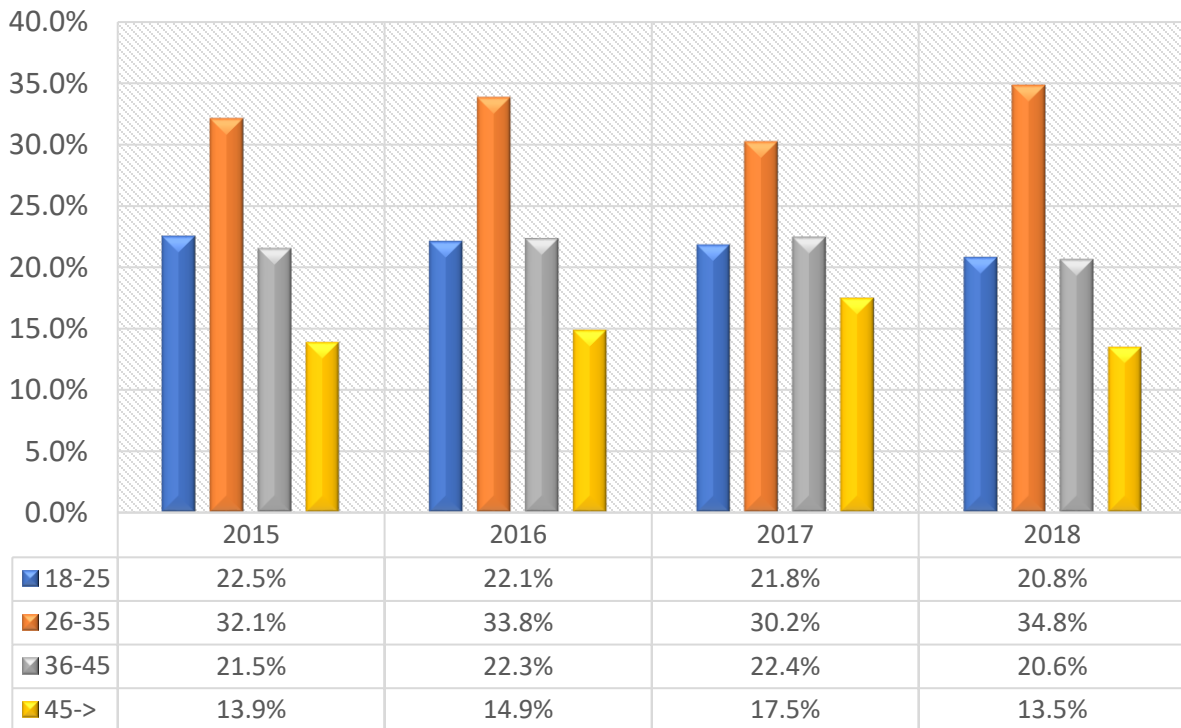
### Male Marijuana-Involved Arrests: Age Group Percentages



### Female Marijuana-Involved Arrests: Age Group Percentages

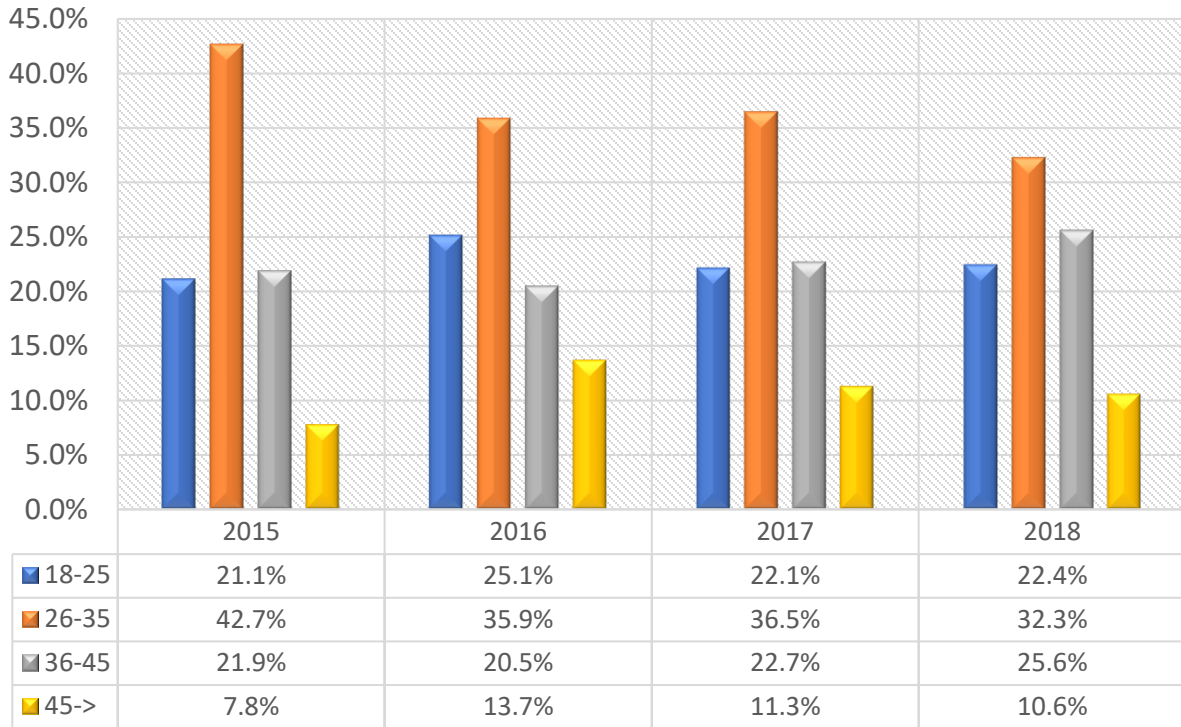


### Male Meth-Involved Arrests: Age Group Percentages





## Female Meth-Involved Arrests: Age Group Percentages



# The Impact of Substance Abuse on Crime in Wyoming

## AUTHOR VITA

### CONTACT INFORMATION:

Ernest L. Johnson, Director of Services  
Johnson & Associates  
1036 Durango  
Douglas, WY 82633  
Phone: (307) 351-8614  
E-mail: [ejohnson@jandal.com](mailto:ejohnson@jandal.com)

### RELATED EDUCATION & EXPERIENCE:

- Twenty-four years of experience as an administrator of a state agency with direct responsibility for budget development and administration, planning, organizing, directing, staffing, and program services delivery.
- Master's degree in Public Administration; over thirty-five years of experience training and working with executives to achieve excellence in government, manage and implement change, increase organizational effectiveness and maximize program efficiency.
- Conducted in-depth management studies for criminal justice agencies for the states of Massachusetts and New Hampshire. These studies assessed the delivery of program services by agencies with statewide responsibilities and provided recommendations for increasing organizational efficiency and agency credibility.
- Over thirty-five years of experience in researching, writing, and administering a variety of federal and state grants. Grants involved in excess of several million dollars for a wide variety of purposes: personnel, equipment, training, research and providing services with targeted priorities.
- Extensive experience in researching, evaluating and implementing a wide variety of projects. These projects varied in scope and duration, and many required the involvement and partnership of multiple agencies and personnel throughout the state, as well as the enactment of state legislation.
  - Evaluation performed for the Substance Abuse Division - WDH – “Responsible Server Training Program” – October 2002
  - Managed the Wyoming First Lady's Initiative to Reduce Underage Drinking – November 2004 to September 2006
  - Managed project and authored report: A Comprehensive Review of Alcohol State Statutes: Findings and Recommendations for Reducing Underage and Binge Drinking in Wyoming – 2008
  - Management Review of the Wyoming Seat Belt Coalition: Mission, Goals and Work Scope – September 2011
- Thirty years of experience in conducting a variety of feasibility studies
  - Conducted numerous feasibility studies for the Wyoming Legislature

## The Impact of Substance Abuse on Crime in Wyoming

---

- Most recent feasibility study conducted for the Town of Wright: “Should the Town of Wright create its own Police Department?” May 2004
- Conducted executive level training for the US Department of Justice/ State Department:
  - Instructed a 40-hour training course entitled “The Office of Professional Responsibility” for the Lithuania National Police command staff - 2001
  - Instructed an 80-hour training course entitled “Sex Crimes Investigations” for Investigators and Prosecutors in Lithuania - 2001
- Faculty - Criminal Justice Department - University of Wyoming (September 2000 to September 2012)
  - Criminal Justice Management, Concepts of Modern Policing, Ethics in the Administration of Justice, Criminal Justice Civil Liability, Politics and the Judicial Process, Criminal Courts and Processes, and Police Deviance.
- Management consultant for the Wyoming Association of Sheriffs and Chiefs of Police - Projects completed or currently in progress:
  - Evaluation of Alcohol Factors in Custodial Arrest in Wyoming – May 2005
  - Statewide Public Opinion Survey: Alcohol Issues and Policies (phone survey of 4,600 residents of Wyoming – Report released November 2006
  - Evaluation of Alcohol Factors in Custodial Arrests in Wyoming - 2006: Phase I (data collection), Phase II (Analysis, Findings and Strategies)
  - Evaluation of Alcohol Factors in Custodial Arrests in Wyoming – 2007, 2008, 2009
  - Alcohol and Crime in Wyoming: 2006 – 2008
  - Alcohol and Crime in Wyoming: 2010 - 2018
  - Wyoming Youth and Alcohol Reports: 2010-2018
  - Project Manager for the Enforcing Underage Drinking Laws Program – September 2007 to May 2009
  - Project Manager for WY-CIA Wyoming Communities in Action – Phase I, Phase II – September 2007 to May 2009
  - Project Manager for Reducing Underage Drinking and Driving – October 2007 to September 2009
  - Project Coordinator for Project Safe Neighborhoods in Wyoming: A national initiative directed by the US Department of Justice aimed at reducing gun crimes and violence in this country - 2006 through 2012.
- Facilitator/Coordinator for the Wyoming Seat Belt Coalition – December 2006 to 2014
- Administration and coordination of WYDOT-Highway Safety’s Selective Traffic Enforcement Program Grants for Wyoming law enforcement agencies– December 2008 to present
- Facilitator for the Wyoming Safe Communities Project – FY 2012
- Facilitator/Coordinator for the Governor’s Council on Impaired Driving – December 2011 to present