

2015 Columbus Results

Voters: 13,316 Total

Report Generated: 11/04/2015 10:39 AM

Mayor of Columbus (Gr. K-12)

	Name	Party	Votes
	Zach Scott	n/a	5,758 (44.58%)
	Andrew J. Ginther	n/a	5,008 (38.78%)
	Emanuel Giles, Jr.	Write-in	2,149 (16.64%)
			Total Votes: 12,915

Columbus City Council (Gr. 3-12) Select 4

	Name	Party	Votes
	Elizabeth C. Brown	n/a	3,714 (14.16%)
	John Rush	n/a	3,216 (12.26%)
	Zach Klein	n/a	2,706 (10.31%)
	Ashley Wnek	n/a	2,600 (9.91%)
	Jaiza Page	n/a	2,298 (8.76%)
	Keith W. Hatton	Write-in	2,163 (8.25%)
	Michael Stinziano	n/a	2,058 (7.84%)
	Shannon G. Hardin	n/a	1,851 (7.06%)
	Dimitrious Stanley	n/a	1,537 (5.86%)
	Besmira Sharrah	n/a	1,504 (5.73%)
	Ibrahima Sow	n/a	1,364 (5.2%)
	Joe Motil	Write-in	1,223 (4.66%)
			Total Votes: 26,234




Columbus Board of Education (Gr. 3-12) Select 4

	Name	Party	Votes
	 Tina Pierce	n/a	3,680 (14.95%)
	 Eric S. Brown	n/a	3,637 (14.78%)
	 Mary Jo Hudson	n/a	3,438 (13.97%)
	 Ben K. Tyson	n/a	3,253 (13.22%)
	 Jim Hunter	n/a	3,097 (12.58%)
	 Gary L. Baker, II	n/a	3,014 (12.25%)
	 W. Shawna Gibbs	n/a	2,619 (10.64%)
	 Bernadine Kennedy Kent	n/a	1,875 (7.62%)

Delaware Area Career Center Renewal Levy (Gr. 6-12)

Name	Yes Votes	No Votes	Total
Delaware Area Career Center Renewal Levy	28 (84.85%)	5 (15.15%)	33

Southwestern Board of Education (Gr. 3-12)

	Name	Party	Votes
	 Melinda Garvnerick	n/a	24 (57.14%)
	 Randy Reisling	n/a	18 (42.86%)

Franklin County ADAMH Levy Renewal (Gr. 6-12)

Name	Yes Votes	No Votes	Total
Franklin County ADAMH Levy Renewal	2,684 (83.2%)	542 (16.8%)	3,226

Franklin County Zoo Levy Renewal (Gr. 6-12)

Name	Yes Votes	No Votes	Total
Franklin County Zoo Levy Renewal	2,675 (80.96%)	629 (19.04%)	3,304

State Issue 1 (Gr. 9-12)

Name	Yes Votes	No Votes	Total
State Issue 1 - Redistricting Method for Ohio Legislative Districts	772 (65.87%)	400 (34.13%)	1,172

State Issue 2 (Gr. 9-12)

Name	Yes Votes	No Votes	Total
State Issue 2 - Prohibit Monopoly for Financial Benefit	680 (56.86%)	516 (43.14%)	1,196

State Issue 3 (Gr. 9-12)

Name	Yes Votes	No Votes	Total
State Issue 3 - Legalize Marijuana	843 (68.87%)	381 (31.13%)	1,224