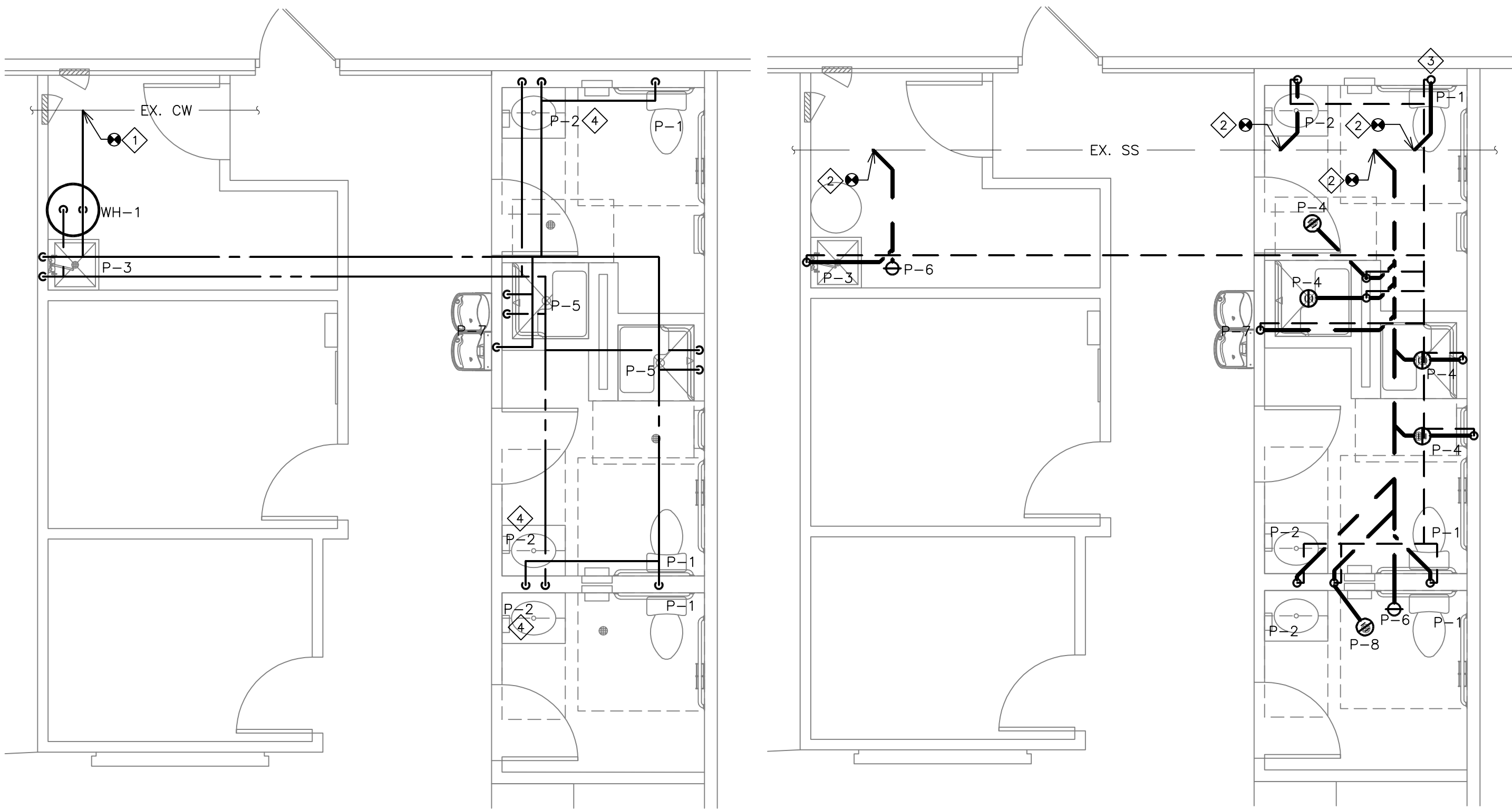


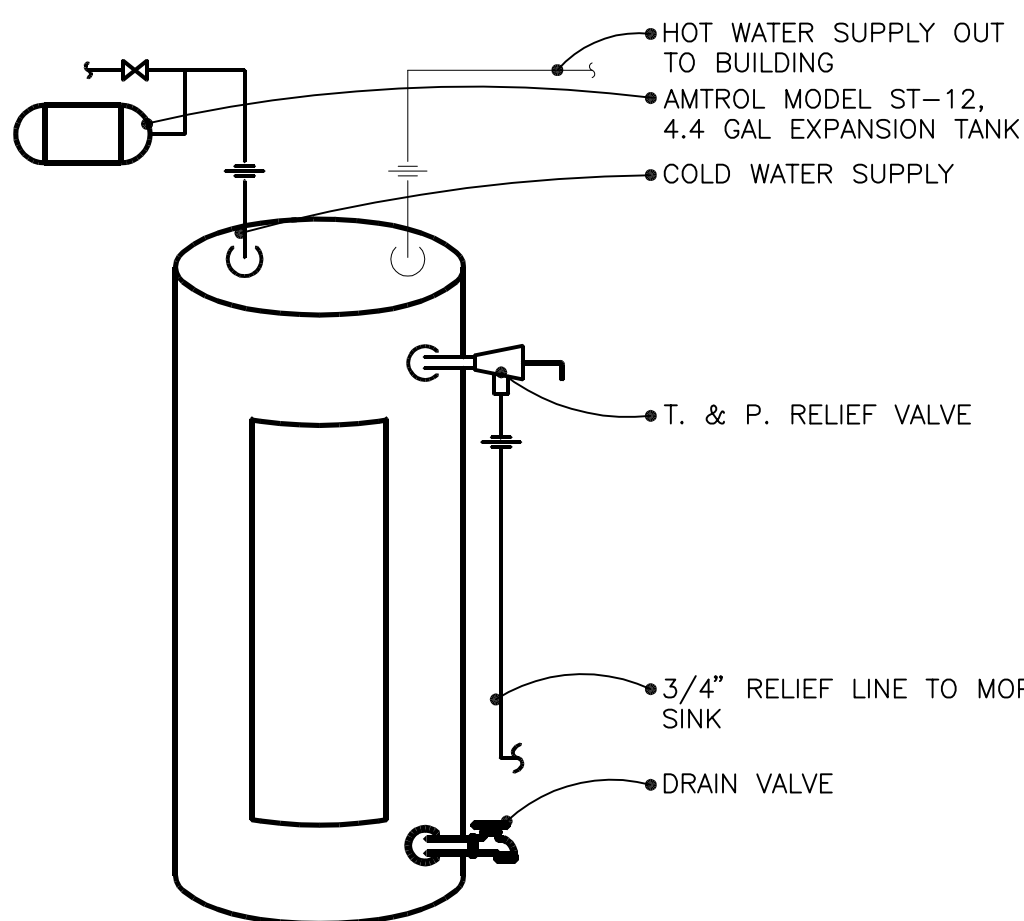
4 WATER PIPING RISER DIAGRAM
P1 NO SCALE

3 WASTE AND VENT RISER DIAGRAM
P1 NO SCALE

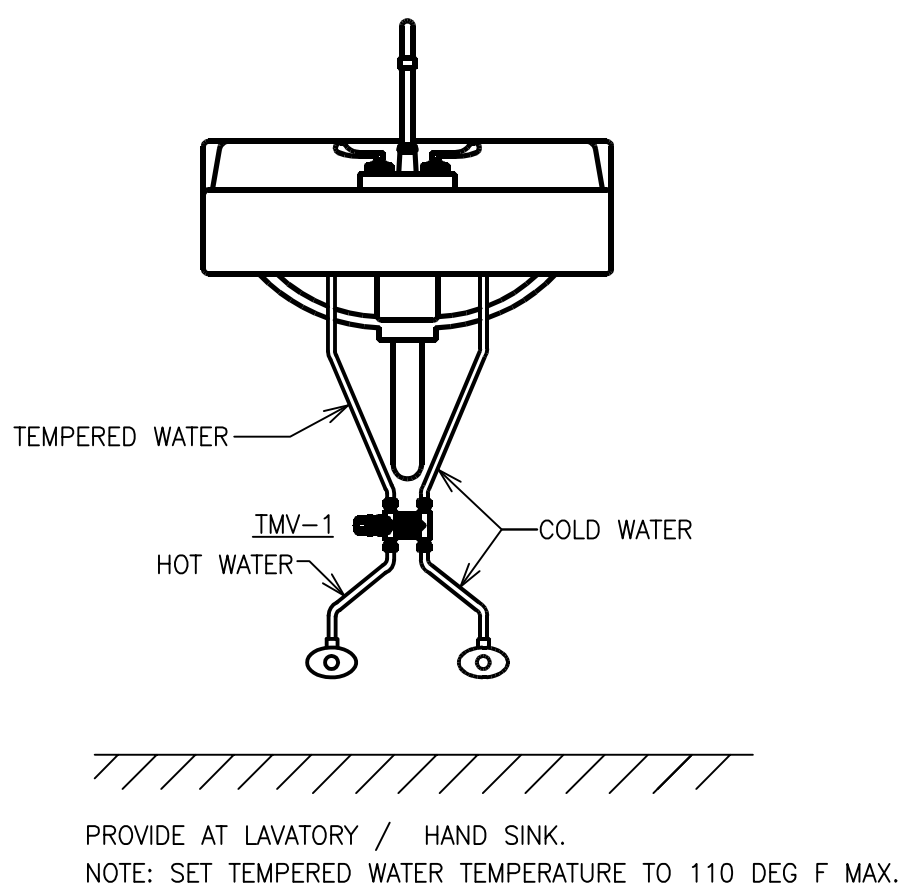


2 DOMESTIC WATER FLOOR PLAN
P1 SCALE: 1/4" = 1'-0"

1 WASTE AND VENT FLOOR PLAN
P1 SCALE: 1/4" = 1'-0"



6 WATER HEATER DETAIL
P1 NO SCALE



5 THERMAL MIXING VALVE DETAIL
P1 NO SCALE

DRAWING CODED NOTES

- CONNECT NEW 1" CW PIPING TO EXISTING 1" MIN. CW PIPING. VERIFY ROUTING AND LOCATION ON SITE.
- CONNECT NEW SANITARY WASTE PIPING AS SHOWN TO EXISTING 4" MIN. WASTE PIPING. VERIFY ROUTING AND LOCATION ON SITE.
- PROVIDE 3" VENT THROUGH ROOF, MAINTAIN MIN. 10'-0" FROM ANY OUTDOOR AIR INTAKES.
- PROVIDE HOT WATER MIXING VALVE. WATTS MODEL LFMMV-M1 OR APPROVED EQUAL - SET MAX. OUTLET TEMP. AT 110° F.
- ROUTE T&P RELIEF TO DRAIN IN MOP SINK.
- TRAP PRIMER VALVE - EXTEND AND CONNECT 1/2" TRAP PRIMER PIPING TO FLOOR DRAIN WITH TRAP PRIMER CONNECTION (P-8). COORDINATE ROUTING IN FIELD.

LEGEND

- EXISTING SANITARY WASTE
- NEW SANITARY WASTE
- NEW VENT
- COLD WATER PIPING (EXISTING)
- COLD WATER PIPING (CW)
- HOT WATER PIPING (HW)
- CONNECT EXISTING

ELECT. WATER HEATER SCHEDULE

EQUIP NO	STORAGE CAPACITY	GPH RECOVERY	TEMP RISE (°F)	ELEC. KW	MANUF	MODEL NO.	REMARKS
WH-1	50	49	100	12	A.O. SMITH	DVE-52-12	APPROVED EQUALS ARE ACCEPTED

- NOTE:
- PLUMBING CONTRACTOR SHALL REFER TO ELECTRICAL PLANS AND COORDINATE WITH ELECTRICAL CONTRACTOR FOR PROPER UNIT ELECTRICAL REQUIREMENTS.
 - PROVIDE INSULATED COLD WATER INLET AND HOT WATER OUTLET HEAT TRAPS AT WATER HEATER.

PLUMBING FIXTURE SCHEDULE

FIXTURE NO	TYPE	MANUFACTURER: MODEL	DIRECT WASTE	INDIRECT WASTE	VENT	CW	HW	REMARKS
P-1	WATER CLOSET	AMERICAN STANDARD: CADET RIGHT HEIGHT TOILET 2467.016	3"	-	2"	1/2"	-	ADA, 1.6 GPF, WITH 5321.110 EVERCLEAN SEAT
P-2	LAVATORY	PROVIDED BY FRANCHISEE/OWNER	2"	-	1 1/2"	1/2"	1/2"	COORDINATE INSTALLATION WITH FRANCHISEE/OWNER.
P-3	MOP SINK	SWANSTONE: MS-2424 BASIN	2"	-	1 1/2"	3/4"	3/4"	PROVIDE CHICAGO FAUCET: 897-RCF, INTEGRAL VACUUM BREAKER - VERIFY ACCESSORIES W/ OWNER
P-4	FLOOR DRAIN	ZURN: Z415 (ADJUSTABLE)	3"	-	1 1/2"	-	-	6"Ø TYPE 'N' NICKEL BRONZE TOP
P-5	SINGLE SHOWER W/ ROUGH-IN	DELTA: T13H152 / R10000-UNWS	-	-	-	1/2"	1/2"	ADA, AND SHOWER W/ STANDARD SLIDE BAR - 1.5 GPM - W/ BACKFLOW PREVENTION
P-6	CLEANOUT	ZURN: ZN-1400 (ADJUSTABLE)	4"	-	-	-	-	NICKEL BRONZE TOP
P-7	BI-LEVEL DRINKING FOUNTAIN	ELKAY MODEL EZSTLG8 W/ ACCESSORY APRON LKAPREZL - ADA COMPLIANT DRINKING FOUNTAIN,	2"	-	1 1/2"	1/2"	-	FURNISHED AND INSTALLED BY PLUMBING CONTRACTOR PER ADA AND LOCAL CODE REQUIREMENTS. ACCESSORY APRON TO BE INSTALLED ON "HIGH" DRINKING FOUNTAIN. APPROVED EQUALS ACCEPTED.
P-8	FLOOR DRAIN	ZURN: Z415 (ADJUSTABLE)	3"	-	1 1/2"	-	-	6"Ø TYPE 'N' NICKEL BRONZE TOP W/ TRAP PRIMER CONNECTION

NOTE: ALL FIXTURES MAY BE SUBSTITUTED WITH APPROVED EQUAL. CONTACT OWNER FOR APPROVAL

CONSULTANT:



DUNHAM

Dunham Associates, Inc.

50 South Sixth Street / Suite 1100
Minneapolis, Minnesota 55402-1540

PHONE 612.465.7550

FAX 612.465.7551

WEB dunhameng.com

mechanical + electrical
consulting engineering

COA # CA 2352 PE EXPIRATION - 6/30/16

CLIENT:



ANYTIME FITNESS, LLC
12181 MARGO AVE SOUTH
HASTINGS, MN 55033
PHONE: (651) 438-5000

PROJECT INFORMATION:

ANYTIME FITNESS
CROSS CREEK CENTER
3601 W MAIN ST, SUITE 145
DURANT, OK 74701

SEAL:



PROJECT NO.: 0416740-037

DRAWN BY: JCB

CHECKED BY: GMS

ISSUE: DATE:

PERMIT SET 03-09-16

REVISION: DATE:

PROJECT LOCATION:

DURANT, OK

SHEET NUMBER / TITLE:

P1