



MAY WALKER, CONSTABLE
PRECINCT SEVEN
HARRIS COUNTY, TEXAS

MAIN OFFICE
5300 Griggs Road
Houston, Texas 77021
PHONE (713) 643-6602
FAX (713) 643-3401

Date: April 18, 2019

From: Sergeant Jon Meek
Neighborhood Patrol Division, First Line Supervisor
Harris County Constable's Office of Precinct "7"

To: Property Owners Association
Board of Directors & Management Company

Subject: March Monthly Productivity Analysis Report
Enclosure: **MPAR – March 2019**
Distribution: Executive Command Staff & Board of Directors & Management Company

The purpose of this "**Monthly Productivity Analysis Report**" (M.P.A.R.) is to provide the executive command staff with the appropriate data to analyze the productivity of assigned personnel and their shifts' activities to allow for the validation of individual and divisional performance evaluations. With regard to the specific contents of the report, there are 18 distinctive component parts of this report. These components are enumerated below:

- | | |
|--|---|
| 01. Patrol Activity Details | 10. Traffic Enforcement Report |
| 02. Patrol Activity Analytical Summary | 11. Trends & Percentages of Traffic |
| 03. Patrol Activity Percentages & Trends | 12. Citation & Warning Issuance Review |
| 04. Security Checks Report | 13. Call for Service Report (C.F.S.) |
| 05. Security Checks Percentages & Trends | 14. Trends & Percentages for C.F.S. |
| 06. Crisis Intervention Disposition Report | 15. Overtime Report (service at no Cost) |
| 07. Offense/Incident Generation Report | 16. Reserve Deputy Use (at no Cost) |
| 08. Criminal Arrest Types Report | 17. Incident Summarization |
| 09. Warrant Execution Report | 18. Hotspot Report Data Review |

A cursory analysis of the statistical data from this report should be demonstrative of the quality of performance of this agency in realizing the contractual obligations and the overall achievement of the goals and objectives of this Agency and the Contract Division.

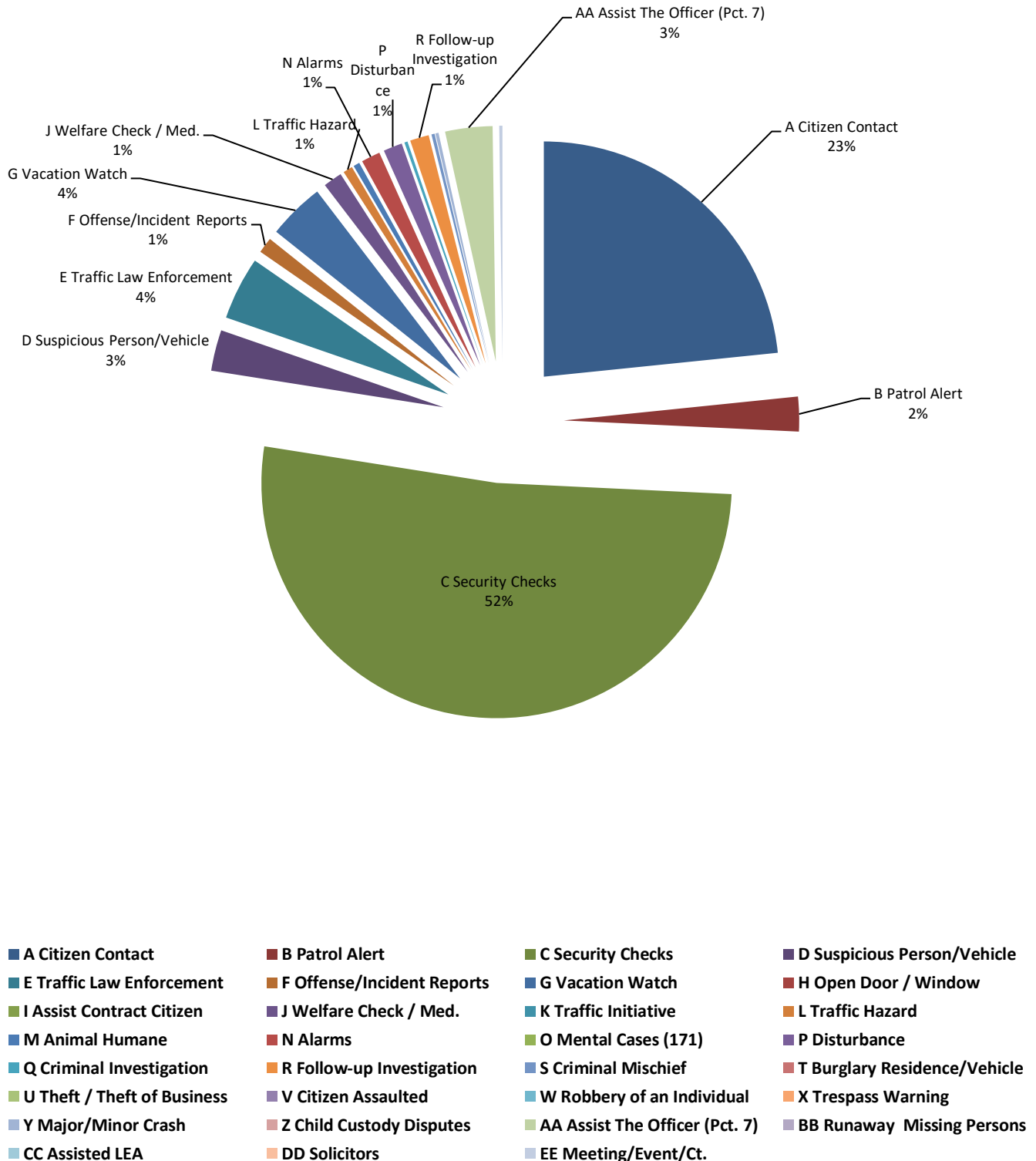
A. Patrol Activity Monthly Total:

0462

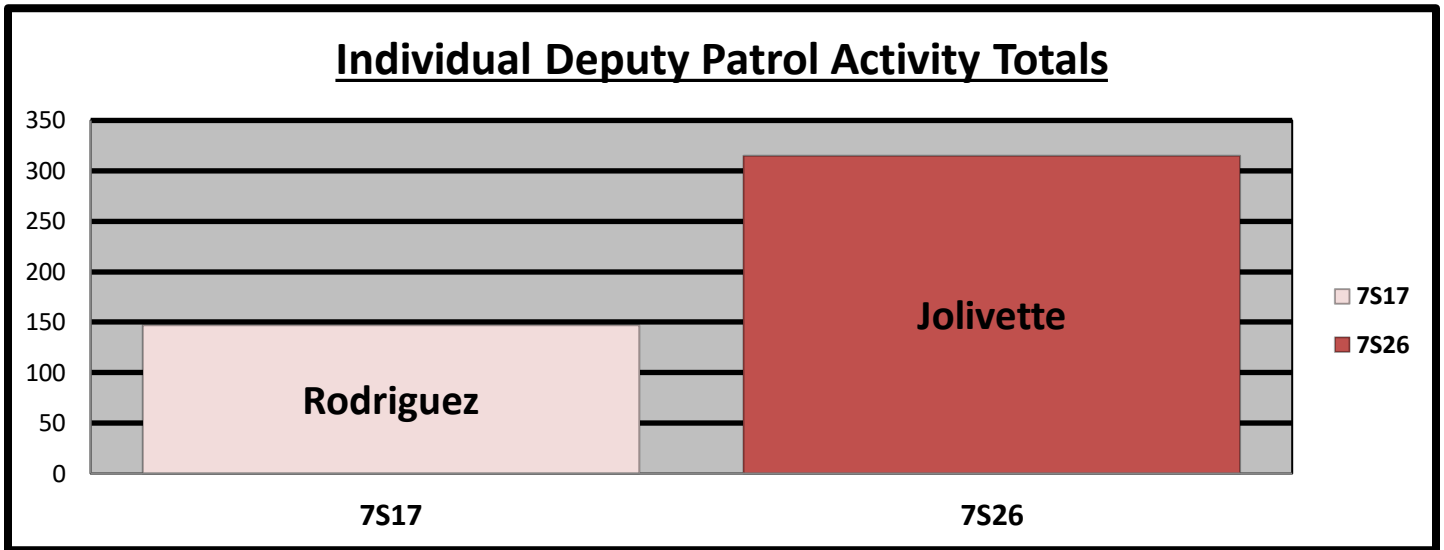
| * | Patrol Activity Types | 7S17 | 7S26 | TOT | AVER | % |
|----|-----------------------------|------|------|-----|-------|------|
| A | Citizen Contact | 38 | 70 | 108 | 54.0 | 23% |
| B | Patrol Alert | 2 | 9 | 11 | 5.5 | 2% |
| C | Security Checks | 63 | 176 | 239 | 119.5 | 52% |
| D | Suspicious Person/Vehicle | 7 | 6 | 13 | 6.5 | 3% |
| E | Traffic Law Enforcement | 6 | 14 | 20 | 10.0 | 4% |
| F | Offense/Incident Reports | 2 | 3 | 5 | 2.5 | 1% |
| G | Vacation Watch | 0 | 18 | 18 | 9.0 | 4% |
| H | Open Door / Window | 0 | 0 | 0 | 0.0 | 0% |
| I | Assist Contract Citizen | 0 | 0 | 0 | 0.0 | 0% |
| J | Welfare Check / Med. | 4 | 2 | 6 | 3.0 | 1% |
| K | Traffic Initiative | 0 | 0 | 0 | 0.0 | 0% |
| L | Traffic Hazard | 1 | 2 | 3 | 1.5 | 1% |
| M | Animal Humane | 2 | 0 | 2 | 1.0 | 0% |
| N | Alarms | 2 | 4 | 6 | 3.0 | 1% |
| O | Mental Cases (171) | 0 | 0 | 0 | 0.0 | 0% |
| P | Disturbance | 2 | 4 | 6 | 3.0 | 1% |
| Q | Criminal Investigation | 0 | 1 | 1 | 0.5 | 0% |
| R | Follow-up Investigation | 1 | 5 | 6 | 3.0 | 1% |
| S | Criminal Mischief | 0 | 1 | 1 | 0.5 | 0% |
| T | Burglary Residence/Vehicle | 0 | 0 | 0 | 0.0 | 0% |
| U | Theft / Theft of Business | 0 | 0 | 0 | 0.0 | 0% |
| V | Citizen Assaulted | 0 | 0 | 0 | 0.0 | 0% |
| W | Robbery of an Individual | 0 | 0 | 0 | 0.0 | 0% |
| X | Trespass Warning | 0 | 0 | 0 | 0.0 | 0% |
| Y | Major/Minor Crash | 1 | 0 | 1 | 0.5 | 0% |
| Z | Child Custody Disputes | 0 | 0 | 0 | 0.0 | 0% |
| AA | Assist The Officer (Pct. 7) | 15 | 0 | 15 | 7.5 | 3% |
| BB | Runaway Missing Persons | 0 | 0 | 0 | 0.0 | 0% |
| CC | Assisted LEA | 0 | 0 | 0 | 0.0 | 0% |
| DD | Solicitors | 0 | 0 | 0 | 0.0 | 0% |
| EE | Meeting/Event/Ct. | 1 | 0 | 1 | 0.5 | 0% |
| | | | | | | |
| * | MONTH TOTALS | 147 | 315 | 462 | 231.0 | 100% |

A1. Patrol Activity Percentage:

Percentage of Patrol Activity



B. Patrol Activity by Braeburn Valley West Personnel:

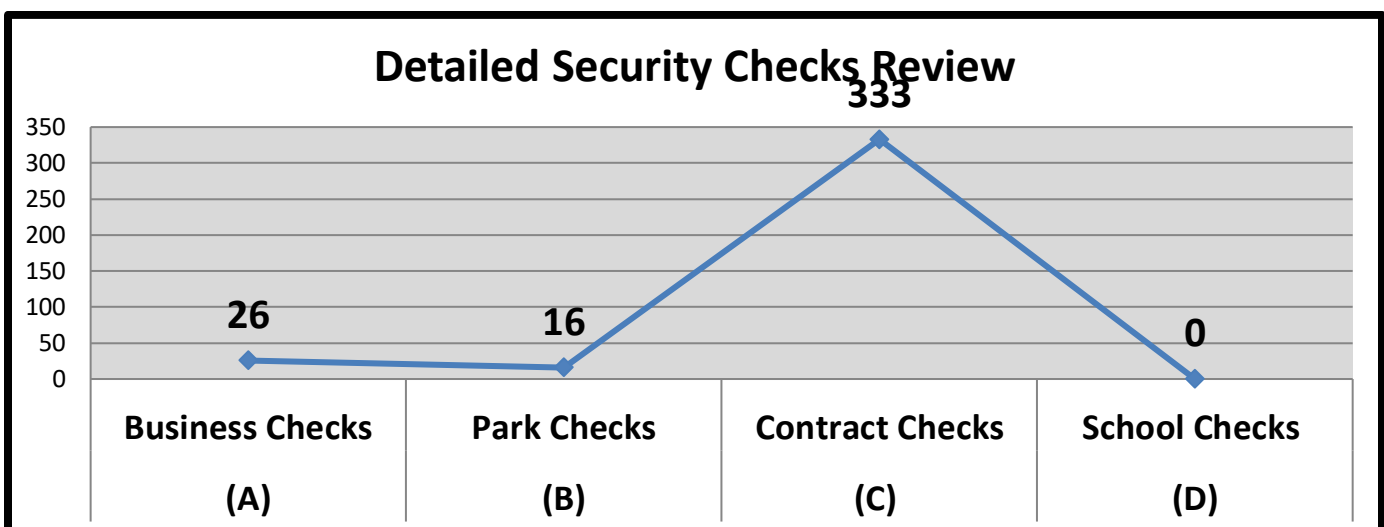


C. Security Checks Monthly Total:

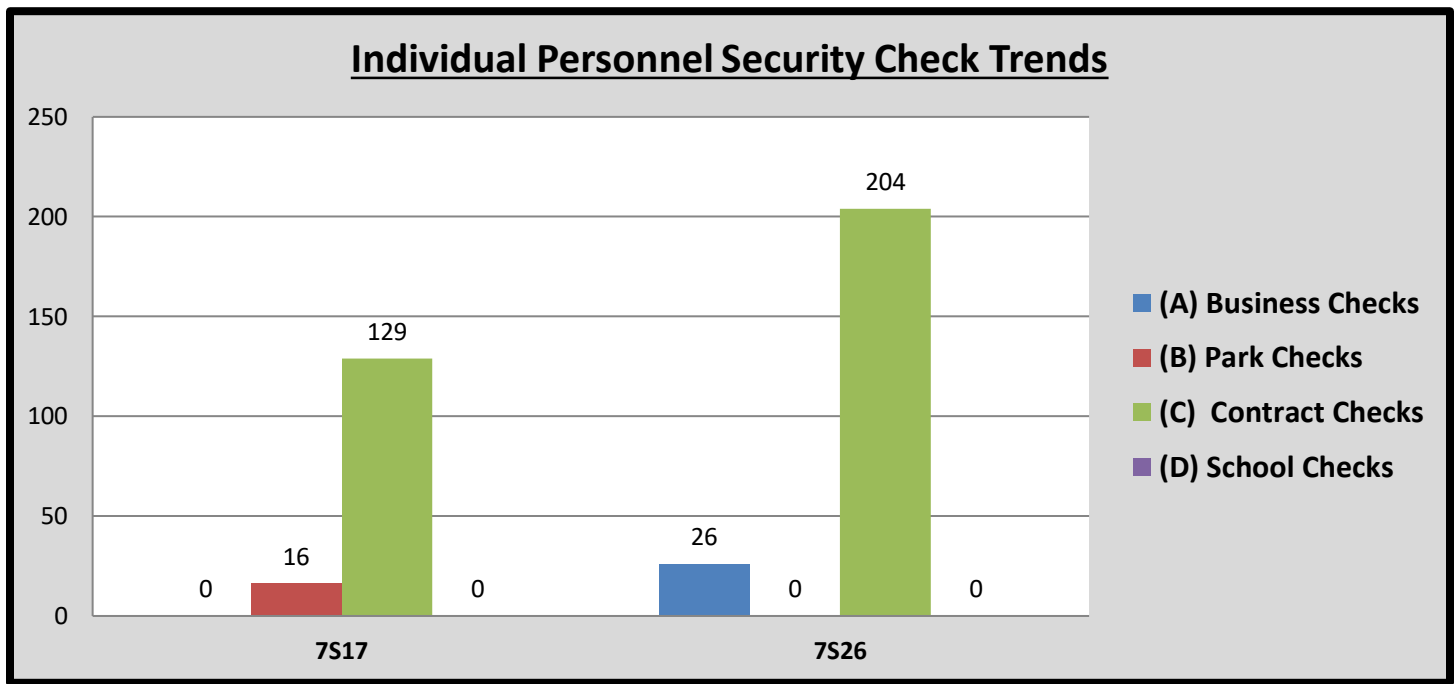
0375

| * | Security Checks | 7S17 | 7S26 | TOT | AVER | % |
|-----|-----------------|------|------|-----|-------|------|
| (A) | Business Checks | 0 | 26 | 26 | 13.0 | 7% |
| (B) | Park Checks | 16 | 0 | 16 | 8.0 | 4% |
| (C) | Contract Checks | 129 | 204 | 333 | 166.5 | 89% |
| (D) | Plaza Checks | 0 | 0 | 0 | 0.0 | 0% |
| (E) | Totals | 145 | 230 | 375 | 187.5 | 100% |

D. Detailed Security Checks Monthly:



E. Individual Personnel Security Check Trends:



F. CIT/MHO Dispositions Monthly Total:

001

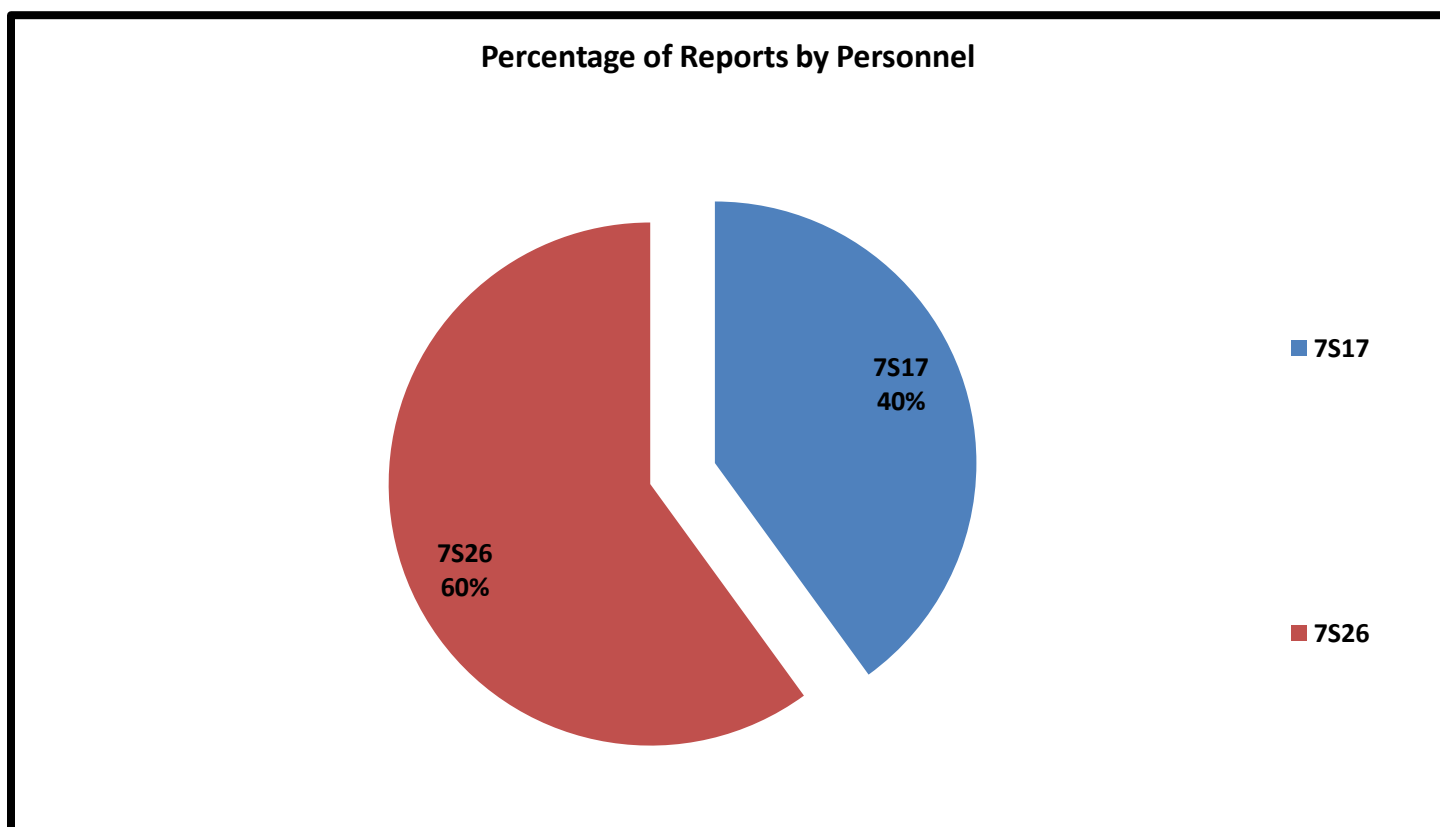
| * | C.I.T. Dispositions | 7S17 | 7S26 | | TOT | AVER | % |
|-----|--------------------------|------|------|--|-----|------|------|
| (A) | CIT/MHO Outside Referral | 0 | 0 | | 0 | 0.0 | 0% |
| (B) | CIT/MHO Transport | 0 | 0 | | 0 | 0.0 | 0% |
| (C) | CIT/MHO CIT Contact | 0 | 0 | | 0 | 0.0 | 0% |
| (D) | CIT/MHO Arrest | 1 | 0 | | 1 | 0.5 | 100% |
| | | | | | | | |
| (E) | Totals | 1 | 0 | | 1 | 0.5 | 100% |

G. Offense/Incident Reports Monthly Total:

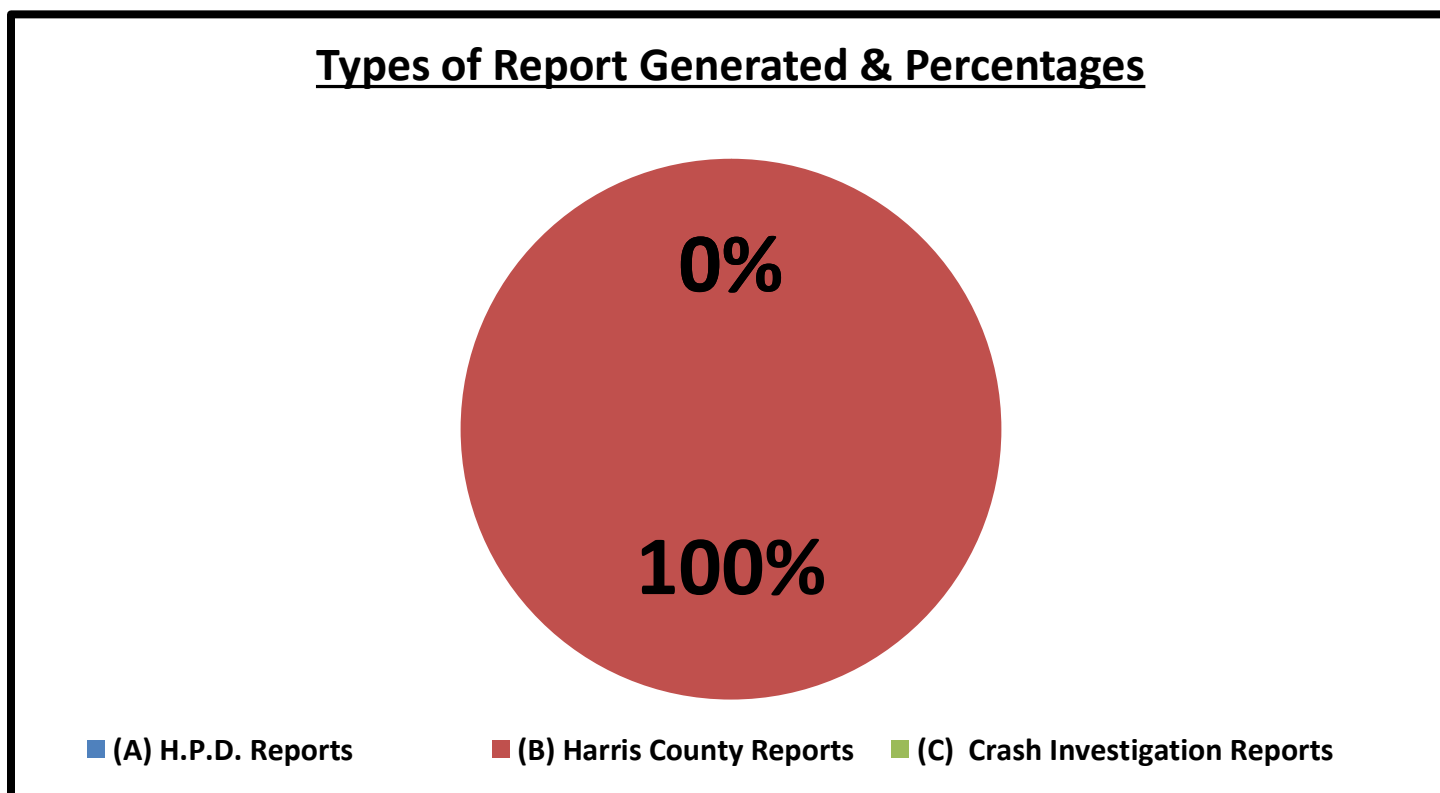
005

| * | Offense/Incident Reports | 7S17 | 7S26 | | TOT | AVER | % |
|-----|-----------------------------|------|------|--|-----|------|------|
| (A) | H.P.D. Reports | 0 | 0 | | 0 | 0.0 | 0% |
| (B) | Harris County Reports | 2 | 3 | | 5 | 2.5 | 100% |
| (C) | Crash Investigation Reports | 0 | 0 | | 0 | 0.0 | 0% |
| | | | | | | | |
| (D) | Totals | 2 | 3 | | 5 | 2.5 | 100% |

H. Report Generation Percentages:



I. Percentages:

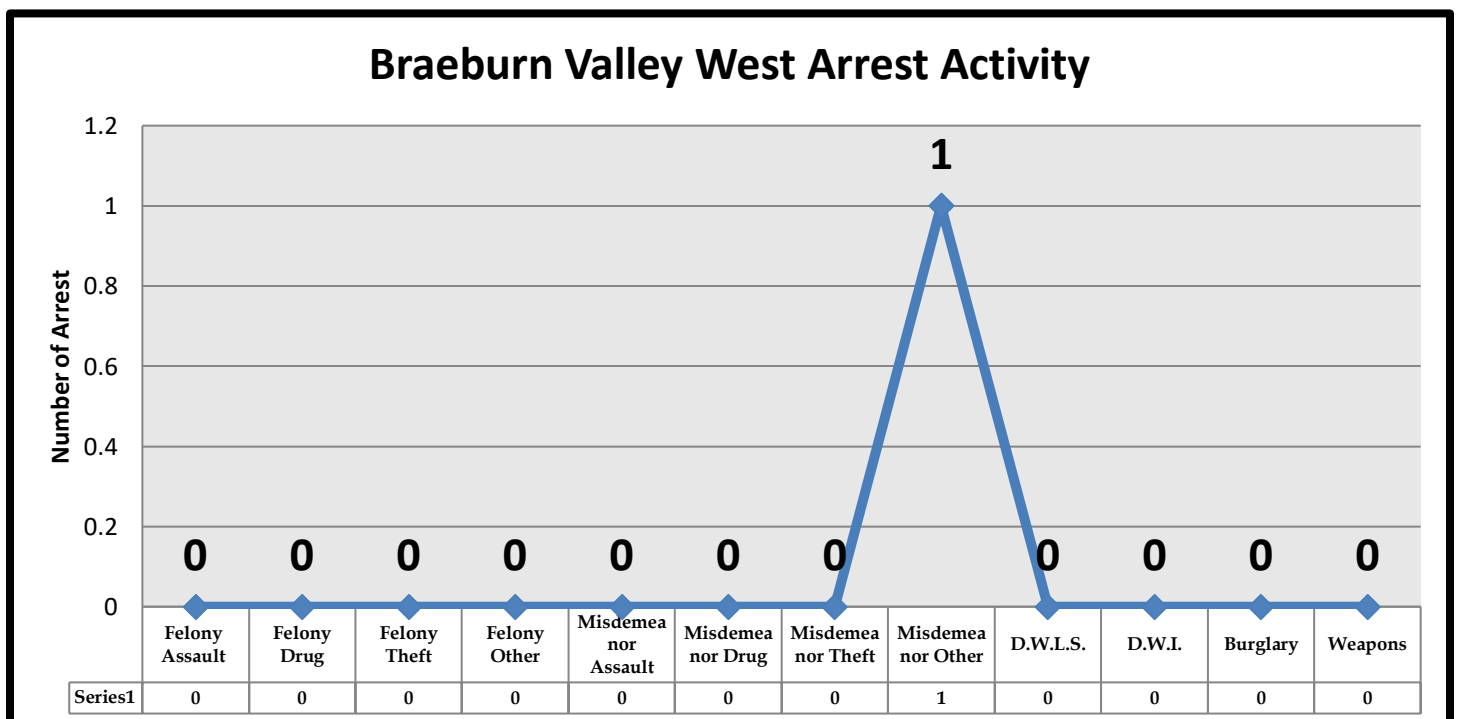


J. Types of Criminal Arrests Monthly Total:

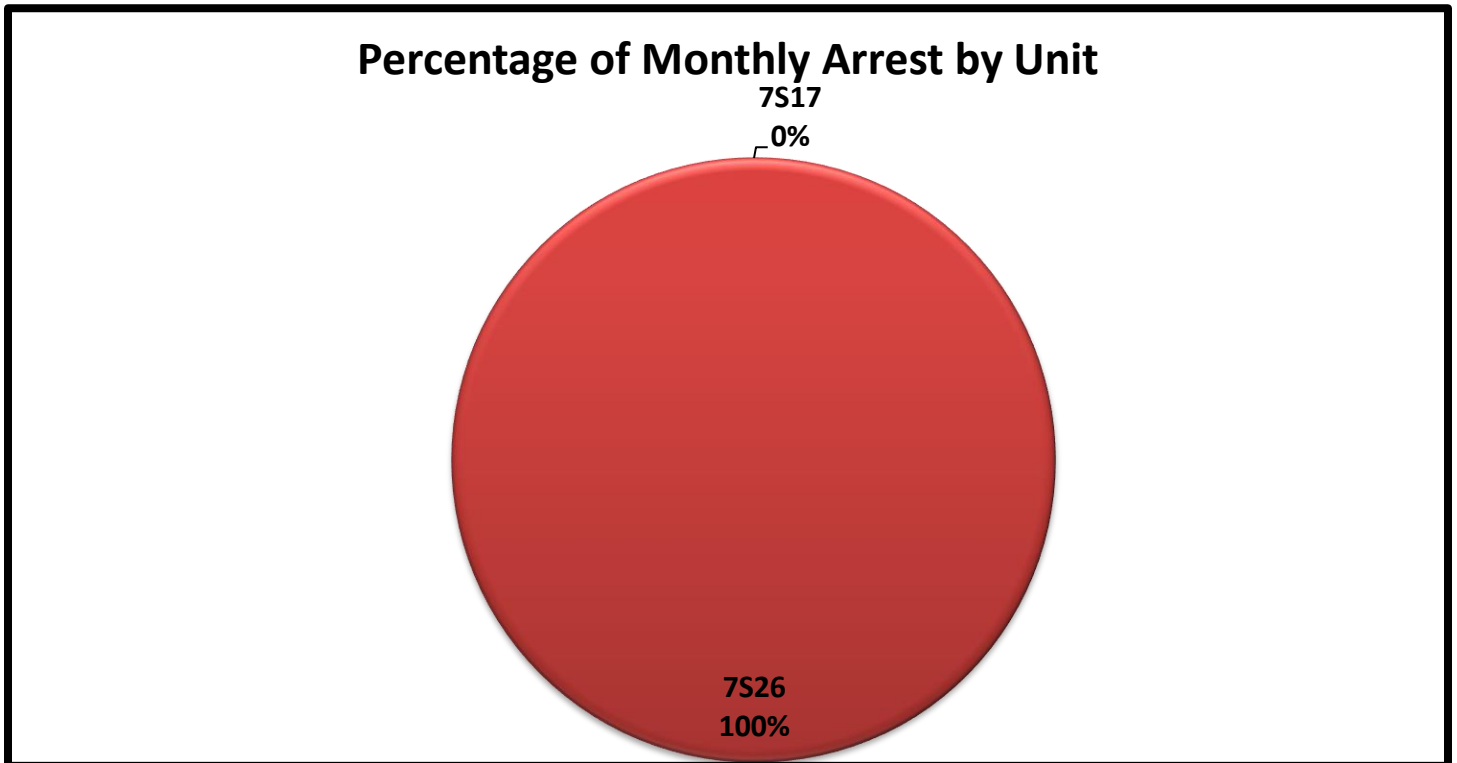
001

| * | Types of Criminal Arrests | 7S17 | 7S26 | | TOT | AVER | % |
|---|---------------------------|------|------|--|-----|------|------|
| A | Felony Assault | 0 | 0 | | 0 | 0.0 | 0% |
| B | Felony Drug | 0 | 0 | | 0 | 0.0 | 0% |
| C | Felony Theft | 0 | 0 | | 0 | 0.0 | 0% |
| D | Felony Other | 0 | 0 | | 0 | 0.0 | 0% |
| E | Misdemeanor Assault | 0 | 0 | | 0 | 0.0 | 0% |
| F | Misdemeanor Drug | 0 | 0 | | 0 | 0.0 | 0% |
| G | Misdemeanor Theft | 0 | 0 | | 0 | 0.0 | 0% |
| H | Misdemeanor Other | 0 | 1 | | 1 | 0.5 | 100% |
| I | D.W.L.S. | 0 | 0 | | 0 | 0.0 | 0% |
| J | D.W.I. | 0 | 0 | | 0 | 0.0 | 0% |
| K | Burglary | 0 | 0 | | 0 | 0.0 | 0% |
| L | Weapons | 0 | 0 | | 0 | 0.0 | 0% |
| | | | | | | | |
| M | Totals | 0 | 1 | | 1 | 0.5 | 100% |

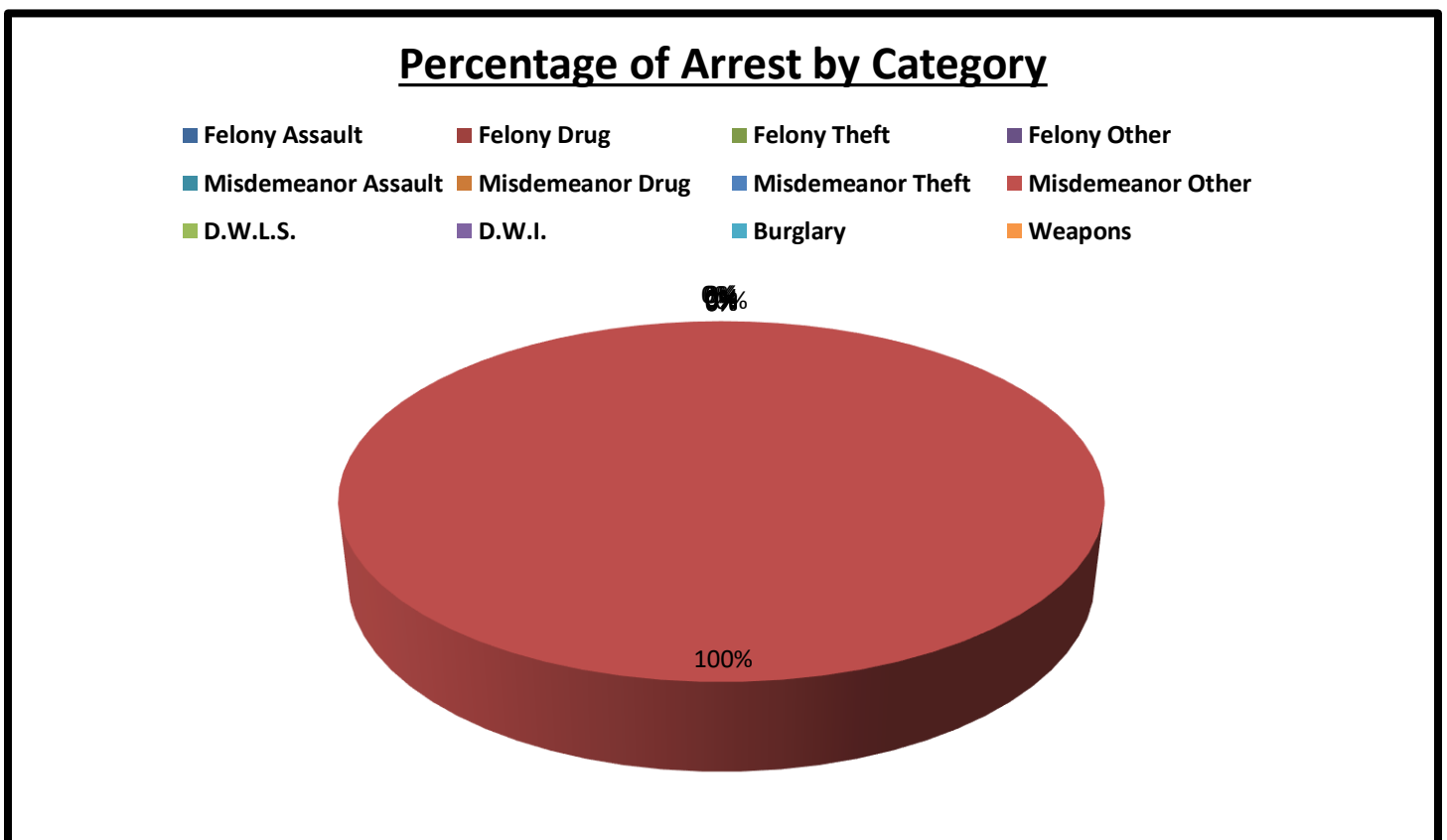
K. Types of Criminal Arrests Monthly Total:



L. Types of Criminal Arrests Monthly Total:



M. Types of Criminal Arrests Monthly Total:



N. Executed Warrant Monthly Total:

001

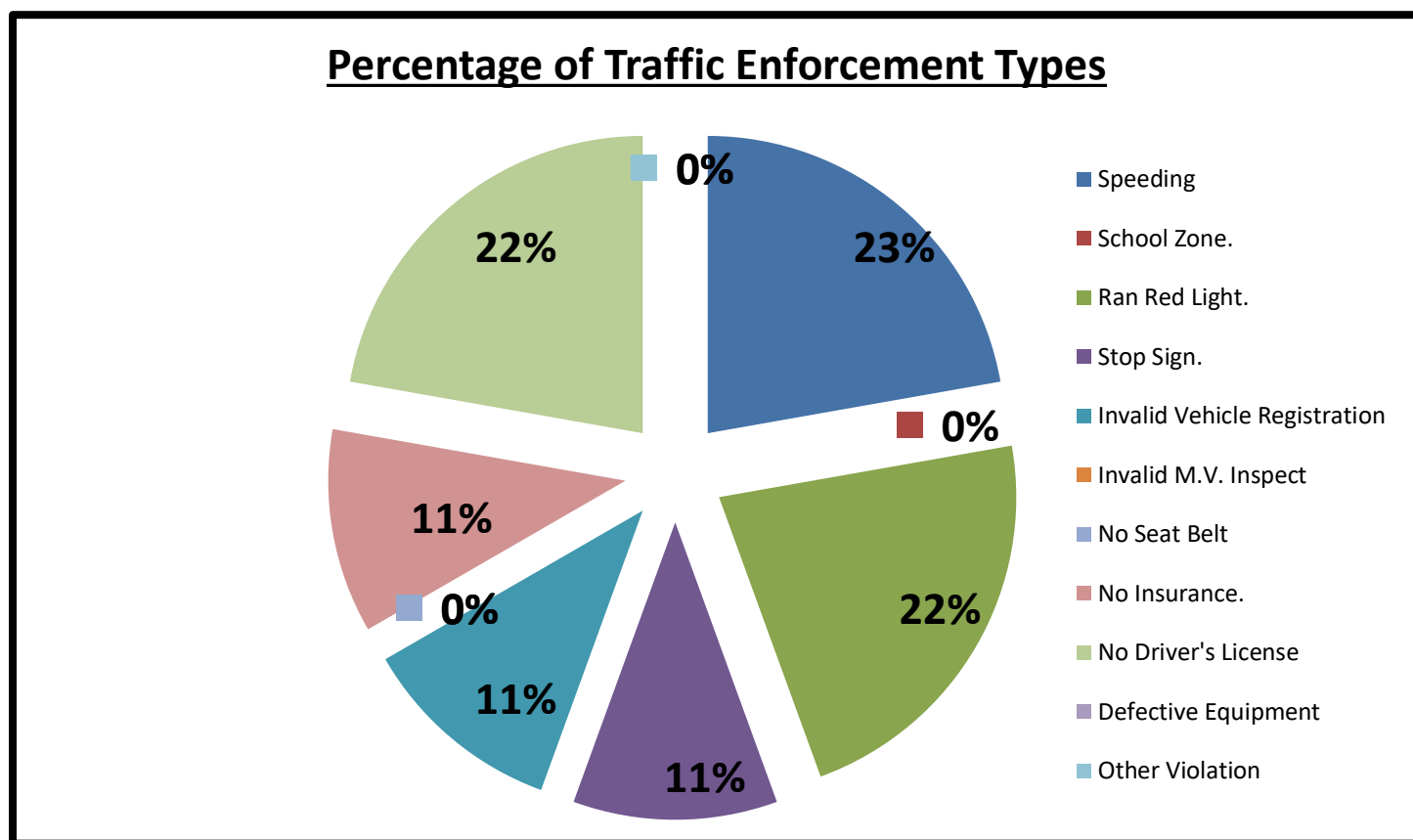
| * | Executed Warrants | 7S17 | 7S26 | | TOT | AVER | % |
|-----|----------------------|------|------|--|-----|------|------|
| (A) | Felony Warrants | 0 | 0 | | 0 | 0.0 | 0% |
| (B) | Misdemeanor Warrants | 1 | 0 | | 1 | 0.5 | 100% |
| | | | | | | | |
| (C) | Totals | 1 | 0 | | 1 | 0.5 | 100% |

O. Traffic Law Enforcement Total:

021

| * | Traffic Enforcement | 7S17 | 7S26 | | TOT | AVER | % |
|---|------------------------------|------|------|--|-----|------|------|
| A | Speeding | 2 | 0 | | 2 | 1.0 | 22% |
| B | School Zone. | 0 | 0 | | 0 | 0.0 | 0% |
| C | Ran Red Light. | 0 | 2 | | 2 | 1.0 | 22% |
| D | Stop Sign. | 0 | 1 | | 1 | 0.5 | 11% |
| E | Invalid Vehicle Registration | 0 | 1 | | 1 | 0.5 | 11% |
| F | Invalid M.V. Inspect | 0 | 0 | | 0 | 0.0 | 0% |
| G | No Seat Belt | 0 | 0 | | 0 | 0.0 | 0% |
| H | No Insurance. | 0 | 1 | | 1 | 0.5 | 11% |
| I | No Driver's License | 0 | 2 | | 2 | 1.0 | 22% |
| J | Defective Equipment | 0 | 0 | | 0 | 0.0 | 0% |
| K | Other Violation | 0 | 0 | | 0 | 0.0 | 0% |
| | | | | | | | |
| L | Written Warnings | 0 | 0 | | 0 | 0.0 | 0% |
| M | Verbal Warning | 5 | 7 | | 12 | 6.0 | 100% |
| | | | | | | | |
| N | Citation | 2 | 7 | | 9 | 4.5 | 43% |
| | | | | | | | |
| O | Total Violations | 7 | 14 | | 21 | 10.5 | 100% |

P. Traffic Law Enforcement Total:



Q. Citations vs. Warnings Monthly Total:

021

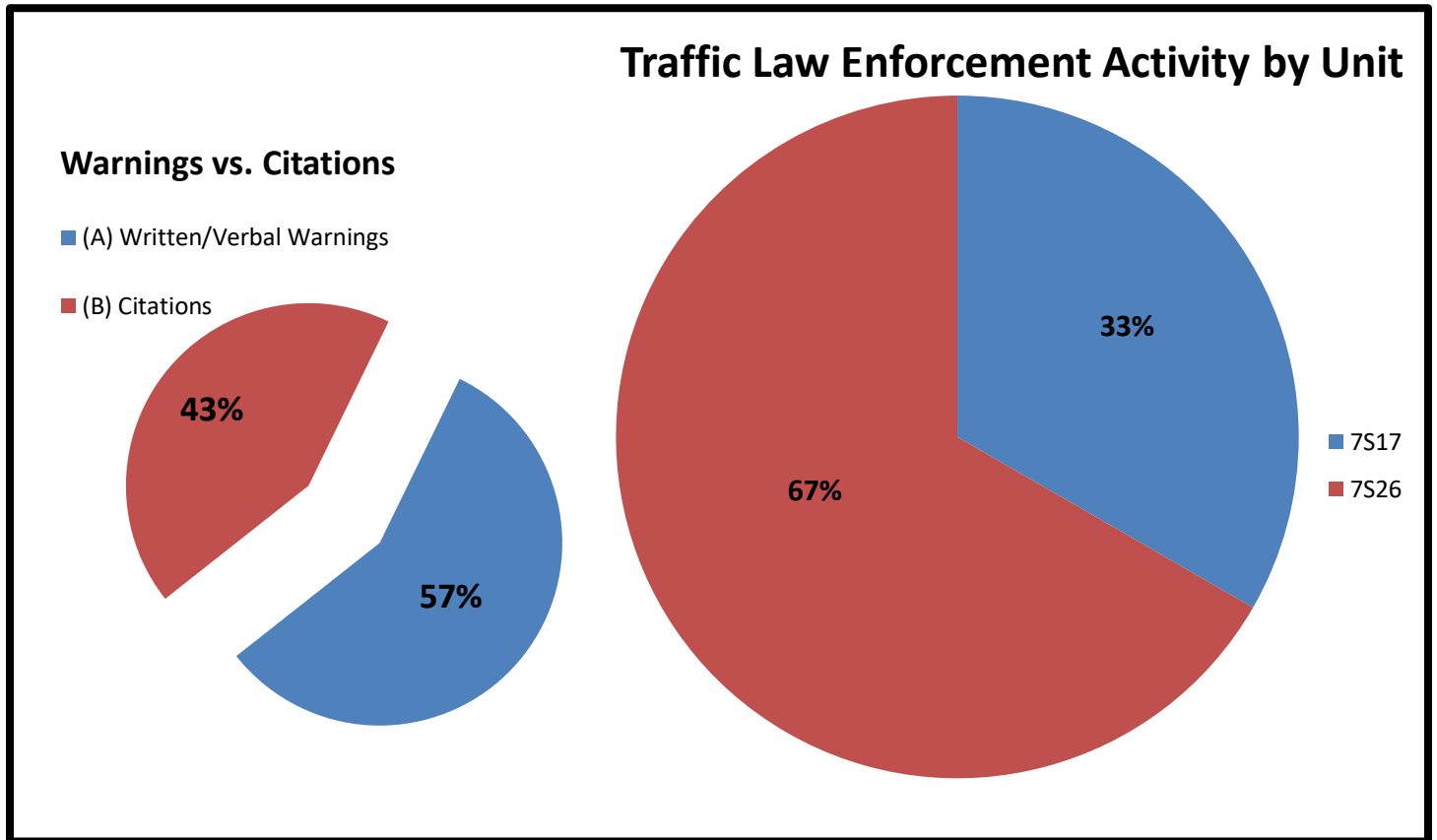
| * | Warnings vs. Citations | 7S17 | 7S26 | | TOT | AVER | % |
|-----|-------------------------|------|------|--|-----|------|------|
| (A) | Written/Verbal Warnings | 5 | 7 | | 12 | 6.0 | 57% |
| (B) | Citations | 2 | 7 | | 9 | 4.5 | 43% |
| | | | | | | | |
| (C) | Totals | 7 | 14 | | 21 | 10.5 | 100% |

R. Sources of Calls for Service Monthly Total:

457

| * | Sources of Calls for Service | 7S17 | 7S26 | | TOT | AVER | % |
|-----|------------------------------|------|------|--|-----|-------|------|
| (A) | On View | 0 | 174 | | 174 | 87.0 | 38% |
| (B) | Dispatched | 4 | 20 | | 24 | 12.0 | 5% |
| (C) | Self-Initiated | 141 | 118 | | 259 | 129.5 | 57% |
| | | | | | | | |
| (D) | Totals | 145 | 312 | | 457 | 228.5 | 100% |

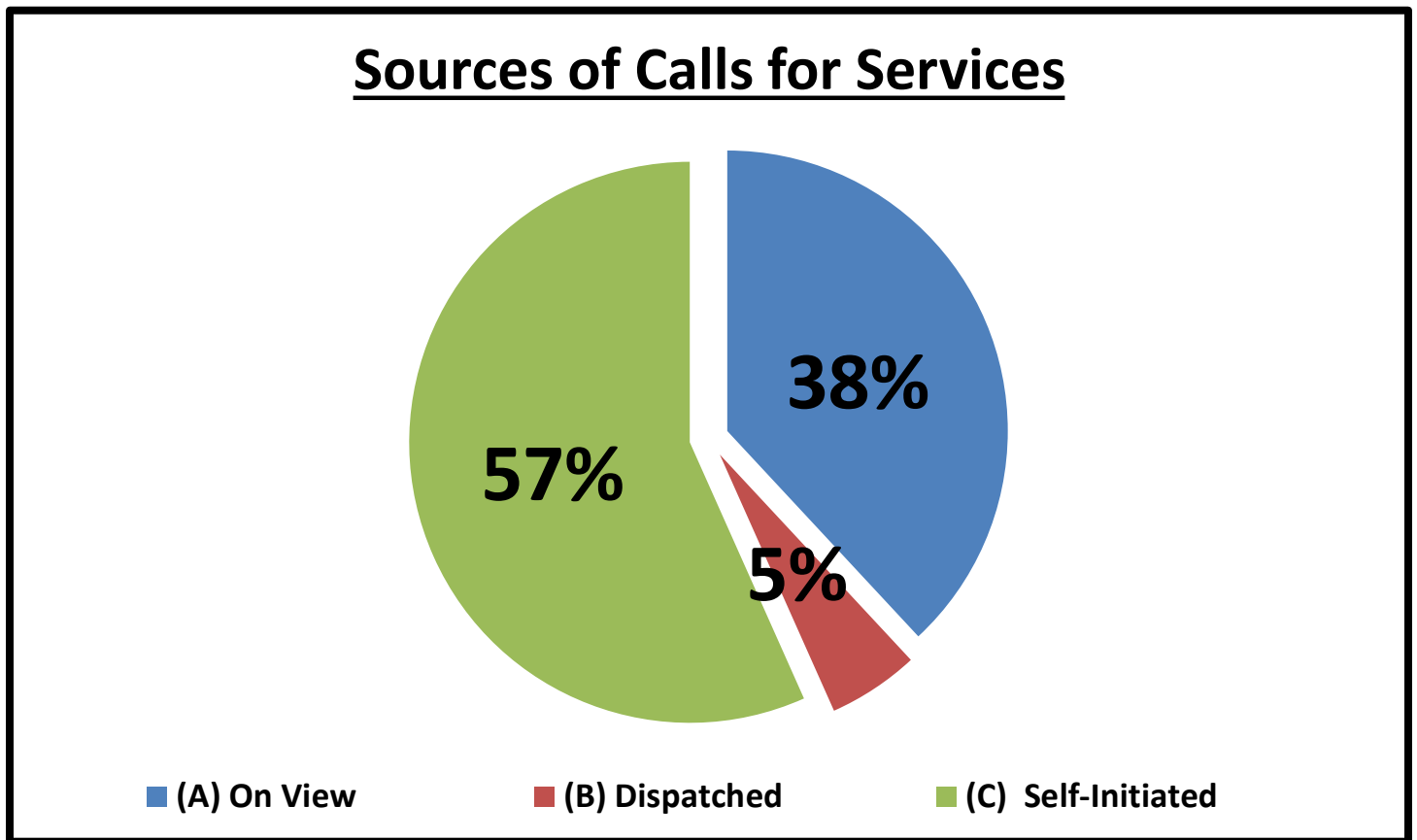
S. Traffic Law Enforcement Activity by Percentages:



T. Sources of Calls for Service Percentages:

| * | Sources of Calls for Service | 7S17 | 7S26 | TOT |
|-----|------------------------------|------|------|------|
| (A) | On View | 0% | 56% | 38% |
| (B) | Dispatched | 3% | 6% | 5% |
| (C) | Self-Initiated | 97% | 38% | 57% |
| | | | | |
| (D) | Totals | 100% | 100% | 100% |

U. Sources of Calls for Service Percentages:



V. Free Reserve Personnel Time Utilized in Contract Monthly Total: 000

| * | Free Reserve Personnel Time | 7S17 | 7S26 | | TOT | AVER | % |
|-----|-----------------------------|------|------|--|-----|------|---------|
| (A) | Totals | 0 | 0 | | 0 | 0.0 | #DIV/0! |

W. Monthly Productivity Analysis Report (M.P.A.R.) - Executive Summary:

| * | Unit | 7S17 | 7S26 | | TOT | AVER |
|---|----------------------------------|------|------|--|-----|-------|
| 1 | Patrol Activity | 147 | 315 | | 462 | 231.0 |
| 2 | Security Checks | 145 | 230 | | 375 | 187.5 |
| 3 | C.I.T. Interactions | 1 | 0 | | 1 | 0.5 |
| 4 | Offense/Incident Reports | 2 | 3 | | 5 | 2.5 |
| * | <i>Total Service Calls</i> | 295 | 548 | | 843 | 421.5 |
| 1 | Criminal Arrests | 0 | 1 | | 1 | 0.5 |
| 2 | Citations Issued | 2 | 7 | | 9 | 4.5 |
| 3 | Written & Verbal Warnings | 5 | 7 | | 12 | 6.0 |
| * | <i>Enforcement Service Calls</i> | 7 | 15 | | 22 | 11.0 |
| * | <i>Total Hours</i> | 160 | 160 | | 320 | 160.0 |
| 1 | Sick Time Used | 0 | 0 | | 0 | 0.0 |
| 2 | Vacation Time Used | 0 | 0 | | 0 | 0.0 |
| 3 | Training Time Used | 0 | 0 | | 0 | 0.0 |
| 4 | Compensatory Time Used | 0 | 0 | | 0 | 0.0 |
| * | <i>Hours Actually Worked</i> | 160 | 160 | | 320 | 160.0 |
| * | <i>Unit Productivity Ratio</i> | 147 | 315 | | 462 | 231.0 |

X. Mileage Total:

1547

| * | Mileage | 7S17 | 7S26 | | TOT | AVER | % |
|-----|---------------|------|------|--|------|-------|------|
| (A) | <i>Totals</i> | 514 | 1033 | | 1547 | 773.5 | 335% |

Y. Patrol Alert Submission Report:

| * | <i>Received</i> | | | | Subject |
|-----|-----------------|-------------|-------------|-----------------|---------|
| 00x | <i>Date</i> | <i>Time</i> | <i>Code</i> | <i>Location</i> | |
| A. | | | | | |

Z. Incident Summaries:

| | | | | | | |
|-----|---|---------------|---------------------|-------|---------------------|------------|
| 01. | MARCH 14, 2019 | 1000 HOURS | EMERGENCY DETENTION | | DEPUTY M. RODRIGUEZ | |
| | DAYSHIFT: | 10100 FONDREN | BBVW | "N/A" | HC: | 1903-00113 |
| | On March 14, 2019, a Thursday , at approximately 1000 hours, while on patrol in the "Braeburn Valley West Contract" Deputy M. Rodriguez was performing routine patrol and law enforcement services when I, (Deputy M. Rodriguez) was flagged down in reference to elderly female who was walking along the sidewalk partially nude. I made contact with the female and determined she needed to be hospitalized for psychiatric evaluation. The female was taken into custody without incident. Deputy Rodriguez then transported and released the female to Ben Taub (NPC) staff for evaluation. The patrol activity type is "PAT=R". | | | | | |

| | | | | | | |
|-----|--|--------------------|--------------------------|-----|---------------------|------------|
| 02. | MARCH 14, 2019 | 2200 HOURS | CRIMINAL MISCHIEF REPORT | | DEPUTY C. JOLIVETTE | |
| | EVENING SHIFT: | 9100 WILLOW MEADOW | BBVW | "M" | HC: | 1903-00119 |
| | On March 14, 2019, a Thursday , at approximately 2249 hours, while on patrol in the "Braeburn Valley West Contract", Deputy C. Jolivet was performing routine patrol and law enforcement services when I (Deputy C. Jolivet) got dispatched to a Criminal Mischief that had already occurred call for service. Upon making contact with the complainant deputy discovered a Criminal Mischief had occurred involving known suspect, Deputy gathered all pertinent information needed to make a report. Report Generated. The patrol activity type is "PAT=S". | | | | | |

| | | | | | | |
|-----|--|----------------|--------------------|-----|---------------------|------------|
| 03. | MARCH 22, 2019 | 1700 HOURS | TERRORISTIC THREAT | | DEPUTY C. JOLIVETTE | |
| | EVENING SHIFT: | 9400 MCAFEE DR | BBVW | "M" | HC: | 1903-00186 |
| | On March 22, 2019, a Friday , at approximately 1715 hours, while on patrol in the "Braeburn Valley West Contract", Deputy C. Jolivet was performing routine patrol and law enforcement services when I (Deputy C. Jolivet) got dispatched to a Terroristic Threat call for service. Upon making contact with the complainant deputy discovered a simple assault by verbal threat had occurred involving a family member, citation was issued to the suspect and Deputy gathered all pertinent information needed to make a report. Report Generated. The patrol activity type is "PAT=F". | | | | | |

| | | | | | | |
|-----|--|----------------|----------------|-----|---------------------|------------|
| 04. | MARCH 27, 2019 | 1400 HOURS | WARRANT ARREST | | DEPUTY M. RODRIGUEZ | |
| | DAYSHIFT: | 10400 SILKWOOD | BBVW | "M" | HC: | 1903-00221 |
| | On March 27, 2019, a Wednesday , at approximately 1400 hours, while on patrol in the "Braeburn Valley West Contract" Deputy M. Rodriguez was performing routine patrol and law enforcement services when I, (Deputy M. Rodriguez) located a two vehicle accident which just occurred. After making contact with both drivers the driver of Unit 1 was found to have an outstanding warrant. The driver of Unit 1 was placed into custody without further incident. Deputy Rodriguez then transported and booked the subject into the Harris County Jail. The patrol activity type is "PAT=Y/R". | | | | | |

| | | | | | | |
|-----|---|----------------|-------------------------|-----|---------------------|------------|
| 05. | MARCH 29, 2019 | 2100 HOURS | AGG ASSAULT W/DEADLY WE | | DEPUTY C. JOLIVETTE | |
| | EVENING SHIFT: | 9300 RENTUR DR | BBVW | "F" | HC: | 1902-00240 |
| | On March 29, 2019, a Friday , at approximately 2100 hours, while on patrol in the "Braeburn Valley West Contract", Deputy C. Jolivet was performing routine patrol and law enforcement services when I (Deputy C. Jolivet) got flagged down on an assault that had already occurred. Upon making contact with the complainant deputy discovered an Aggravated Assault had occurred, Deputy gathered all pertinent information needed to make a report. Deputy will follow up on this case Report Generated. The patrol activity type is "PAT=V". | | | | | |

Sergeant Jon Meek

Sergeant Jon Meek

Neighborhood Patrol Division, First Line Supervisor

Harris County Constable's Office of Precinct 713-643-6602