
Billets & Blades

Official Newsletter of the North Carolina Custom Knifemakers Guild

Editors: Danny McManus & Ed VanHoy

Welcome to the December 1995 issue of Billets and Blades. This is our first issue as Editors. Danny McManus, Ed's father-in-law, will be assisting Ed in the publishing of each news letter. We will try to keep you informed about some of the events which have transpired in the past as well as the dates and places where future events will be held. We appreciate the tremendous effort that Mark Gottesman displayed by publishing Billets & Blades in the previous months, and we only hope that we can do a job that is even comparable to the one he did.

Christmas Holiday:

The Christmas holiday season is a very exciting time of the year. It is very full of expectations about the season itself, and there are reflections about ones accomplishments over the previous year. Moreover, it is a time of the year for buying things that you or your loved ones needs or just want. The bottom line is that the Christmas season can be, as you very well know, a very busy time of the year even over and above other times of the year.

We want to wish you a very merry Christmas and a very prosperous New Year. Christmas will be a better season as well as the rest of the year if you make a positive effort to make Christ a part of the event(s).

NC Chapter of ABANA Meetings:

Date: January 20, 1996:

Location: East Bend, NC. Please contact Tommy McNabb or Mark Wein about any information regarding the meeting.

Time: 10:00 AM. This will be a one day meeting only.

Directions: From business I-40 in Winston-Salem take North Silas Creek Parkway also known as US highway 67. Stay on 67 to East Bend. Take right fork into town (Main Street) and go through town. Workshop will be on the right. The address is 320 West Main Street.

Miscellaneous: Lunch will be provided.

NCCKG Meeting:

Date: January 27, 1996:

Location: Tommy McNabb's 450 Brown Street workshop. (See inclosed travel map to meeting location)

Time: 9:30 am. This will be a one day meeting only.

Topic of Meeting: The meeting will be a round-table discussion about knife pricing, knife shows, advertising, etc.

Membership Dues:

The Guild membership dues are now due by January 30, 1996. Please remit your membership dues as soon as possible. Any member that has not paid his dues by the aforementioned date will be dropped from membership. Knifemakers who do not pay their dues will be required to have their knives re-juried in order to remain voting members after this date.

Members:

(See the enclosed list of Guild members in this newsletter)

Calendar:

The following excerpt is reprinted by permission from Blade Magazine.

January 1996

Jan. 6-7 Kansas City, MO Kansas City Custom Knife Show, The Kansas City Market Center, I-435 & Front St. Contact Jim Haynes, 4217 S. Union, Dept. BL, Independence, Mo 64055 (816) 478-0495.

Jan. 12-14 King of Prussia, PA Mid-Atlantic Custom Knife Show, Sheraton Valley Forge Convention Center, Valley Forge Convention Center Plaza, 1200 First Ave. Call Carole (914) 621-2815

Jan. 12-14 Orlando, FL 1st Annual Florida Invitational Knife Show, Renaissance Orlando Hotel, 5445 Forbes Place. Contact the Art Knife Collector's Association, 2211 Lee, Ste. 104, Dept. BL, Winter Park, FL 32789 or call Mitch Weiss (407) 740-8808.

Jan. 19-21 Las Vegas, NV Las Vegas Classic Knife Show, Palace Station Hotel. Contact the Las Vegas Classic Knife Show, POB 355, Dept. BL, Beatty, NV 89003 (702) 553-2233 or (602) 855-8095.

February 1996

Feb. 9-10 Lewisburg, PA Keystone Blade Association Knife Show, Country Cupboard Inn, Rt. 15, four minutes south of I-80. Contact Marlyn (717) 966-9209.

Feb. 10-11 Atlanta, GA 12th Annual Flint River Knife Show, Atlanta Farmer's Market Exhibit Hall, south of Hartsfield International Airport, off Hwy. I-75. Contact June Hawkins (770) 964-1177, Joel Chamblin (706) 495 9055, Paul Grimes (770) 477-5761 or Dwight Clay (770) 964-8801.

Feb. 16-18 Pasadena, CA Knife Expo '96, Pasadena Center exhibition Bldg. Contact Knife Expo, POB 1140, Dept. BL, Lomita, CA 90717 (310) 530-8412.

Feb. 17 Little Rock, AR 1st Annual Arkansas Custom Knife Show, Capitol Ballroom, Hilton Hotel, University Ave. & I-630. Contact Art Tycer, 3807 Hillside, Dept. BL, North Little Rock, AR 72110 (501) 753-7637 or Marvin Solomon (501) 821-3170.

Feb. 23-25 Lakeland, FL NKCA Knife Show, Lakeland Civic Center, Sikes Hall, 700 W. Leinon. Contact Lisa Broyles (800)548-3907.

Feb. 24-25 Sacramento, CA Sacramento Knife Show, Elk's Lodge, 6446 Riverside Blvd. Contact Larry (916) 438-2913, Daryl (916) 438-2793, Bill (916) 438-2874, or Excalibur Knife Promoters, POB 165, Dept. BL, Maxwell, CA 95955.

March 1996

March 1-3 Secaucus, NJ 2nd Annual Meadowlands Custom Knife Show, Meadowlands Hilton, 2 Harman Plaza. Call (516) 781-5515 or (516) 868-4300 for information.

March 2-3 Dunnellon, FL 6th Annual Riverland Knife Collectors Show, Dunnellon American Legion Post No. 58, 1073 S. Hwy. 41. Contact Riverland Knife Collectors Club, 2238 W. Dunnellon, Dept. BL, Dunnellon, FL 34433 or call Charlie Piper (904) 489-8138.

March 8-10 Dallas, TX Texas Knife Show, Dallas Park Central Hotel at LBJ and Coit. Contact Billy Burns, 148 Stardust, Dept. BL, De Sota, TX 75115 (214) 223-9532.

March 15-17 New York, NY East Coast Custom Knife Show, Crowne Plaza of Manhattan, 1605 Broadway at 49th St. Contact Stephen D'Lack, East Coast Custom Knife Show, POB 6071, Dept. BL, Branson, MO 65615 (417) 335-2170 fax (417) 335-22011.

March 16-17 Godfrey, IL St. Louis Area Knife Show, River Bend Arena, Lewis & Clark College. Call Cecil Turner (618) 278-4356.

March 22-24 Cincinnati, OH NKCA Knife Show, Syrian Shreners Oasis, Loveland-Miamiville Rd. Contact C. Risner, 3401 Eenterville, Dept. BL, Spring Valley, OH 45317 (513) 848-2870.

March 22-24 Janesville, WI Badger Knife Club 13th Annual Show, Holiday Inn Express and Janesville Conference Center, I-90 and U. S. 14. Contact Bob Schrap, POB 511, Dept. BL, Elm Grove, WI 53122 (414) 771-6472.

Upcoming Seminars:

1. **August 22-25, 1996** George Herron will be doing a workshop on the Art of Making Folding Knives. Please make your application ASAP since there will only be a limited number of applications accepted. There will be a \$125.00 tuition cost, and it will be conducted at Montgomery Community College. Please contact Tommy McNabb or Ed VanHoy for additional information.
2. **Spring of 1996** Ed VanHoy will be doing a seminar on full tang knives. Contact Ed concerning cost and application form. The class will be offered through the NRA Rifle Association.

Suppliers:

James Poplin will be coming to the January 27, 1996 meeting. Please contact James if you have any special request for any materials or machinery. Call Pop Knife Supplies at (706) 678-2729 to make your needs known.

Toolbox Safety Notes:

Once again we shall soon start a new year. Please keep safety always on your mind. You are the custodian of the health that you have, and only you can exercise the proper safety measures required to maintain your present state of health. A few simple rules follow:

1. Always wear safety glasses when operating machinery.
2. Always wear respirators when grinding materials.
3. Always have proper ventilation when using hazardous materials.

4. Maintain Material Safety Data Sheets on all materials that could cause damage to your health. This forces one to know the hazards of the materials that he is using.
5. For the safety of those using gas or other forms of flammable materials for forging materials, please be aware of the explosive and fire potential of the heat sources.

Articles for Publishing:

We call on each of you to send the editors of *your* Newsletter articles of your choosing which you would like to see published. This paper will, in part, be what you make of it. It can be a medium for all to sow seeds as well as for all to reap a harvest. If no seeds are sown, then there can, of course, be no harvest. Your support will be greatly appreciated.

The Keys to Knife Show Success:

The following article is reprinted by permission from Blade Magazine. The article is by Bob Terzuola, a Guild board director.

Knife show success rates vary from year to year. People who say they know why really don't. There are so many factors that go into a show's success that no one can put a finger on two or three and say, "Those are the reasons!" Nobody can predict how a show will fare, either for the show as a whole or for an individual knife buyer or knifemaker. It bothers me, then, to hear makers say they won't be back to a show next year because they did not do well at the show this year.

For example, the Paris Knife Show in France this past fall was off from previous shows. There were fewer knife buyers than usual and some makers said the buyers who were on hand were slower to buy. Some makers did well, of course, as is the case at any show, no matter where it is. Whether the show

is slow or not, I see traveling to shows as an adventure, and I will continue my support of shows that offer adventure even if they are occasionally not so profitable.

The exposition of knives to the public through shows is an important strut in the framework of the knifemaking profession. Makers who depend solely on knives for their daily bread are acutely aware of the importance of shows. These knife events are an extension of the ancient marketplace. They depend on the cooperation and teamwork of show producers, makers and the public. All parties must profit and benefit from the experience or the triangle will collapse. Knifemakers must sell their wares, the producers must profit (all Guild members share in the benefits of the Guild Show), and knife buyers must have an experience that fulfills their needs and wants.

Every one concerned reaps the harvest during the good times, but it is in the tough times that the knifemaking craft needs support and encouragement most. The "good-time Charlies" and opportunists who appear in the boom times and disappear in the lean times are no one's friend, and only serve to dull the shine of a noble craft.

Show producers should advertise and promote as much as possible lest they lose knife buyers—and eventually the makers—for lack of sales. Makers must not drop a show just because it is slow for a year or two. Finally, collectors and knife buyers must remember that, without their continued and welcomed support, the craft of handmade knives could wither and decline.

Special Topics:

NCCCKG will be raffling a Remington, Model 700, ADL, 30-06 rifle. The cost of each raffle ticket will be \$1.00 each or six tickets for \$5.00. The Guild members should call Tommy McNabb [Phone: (910) 759-0640 or (910) 924-6053] to obtain their tickets for selling purposes. Money that is raised by this process will be used to assist in putting on the your Southeastern Custom Knife Show. Your assistance is requested and your help will be appreciated.

October 28, 1995 NCCCKG Meeting:

The meeting was held at Montgomery Community College, Troy, NC.

Office elections were held at this meeting. Tommy McNabb was re-elected as president, Tim Scholl was re-elected as vice-president, and Gary Gaddy was re-elected as secretary-treasury for the forthcoming terms. Wayne Whitley will continue his term as one of the directors, and Ed VanHoy was newly elected as one of the directors for the forthcoming term. Ed VanHoy has agreed to serve as publisher of the Guild's newsletter.

Our special thanks goes out to Alan Patterson for a great job as one of the former directors.

The attenders of the meeting were as follows:

Tim and Kathy Scholl	Ellis Sawyer
Tony Kelly	Henry Runion
Ed VanHoy	Chris Latta
Wayne Whitley	Bill Maynard
Tommy McNabb	Bruce Turner
Jesse Houser, Jr.	Gary L. Gaddy

The classes and seminars related to knifemaking that followed the business part of the meeting were very fun and informative. All of those presenting the various subject material delighted those present with their expertise. Following is a brief synopsis of the

unfolding events of the weekend.

Tim Scholl gave a excellent demonstration on a particular method of wrapping the handle of a Japanese sword. He made the chore look easy; however, the cramps in his hands due to the required tight hand gripping also showed on his face along beside his smile. The handout will be given as an entry in this newsletter.

Ed VanHoy followed Tim with a presentation about the use of mosaic pins to add an ornate beauty to the handle of knives. The demonstration covered the use of twisted wire in combination with hollow pins as well as combinations of various shaped pins to accomplish different mosaic designs. He also covered epoxy usage as related to the mosaic pins in knife handle making. For more information on the how-to's about mosaic pins, please refer back to a previous issue of Billets and Blades (Reference: Mosaic Pins by Ed VanHoy).

Afterwards, Tommy McNabb demonstrated the proper methods and procedures for one to use to make professional photos of knives. His presentation covered proper use of lighting, types of lighting, types of film to use with the various types of lighting, Kodak Grey Card use, setups, proper lighting exposure methods, and best ways to present the knives with backgrounds. The discussion was carried outside to show how to use the sun's lighting as well as cloud cover to obtain quality photographs. His demonstration was very informative and helpful, and it left no doubts that he likes his profession very much and is very good at it.

Next in line was Walt Heim who gave a demonstration with a milling machine to show how to place a chain-link design into a piece of metal which could have been any part of a knife. He covered the manual method of causing the machine's movements in lieu of the computer method. Walt left no one doubting his know-how

around the machines.

Lastly, Bill Maynard demonstrated how he put serrations on his military knife models. The proper use of hand files was presented and the angle to hold the file was also discussed. Not only did his expertise shine through his hands-on filing of his knives, but he had a bottle with some sort of mechanical contraption assembled inside of it which would tend to baffle ones mind. He would not tell those present how he assembled those screws and bolts inside the bottle, but he did say that the next time that we would see him would be inside that bottle making some of his military model knives. If he does that, I know that he can sell every bottle he is in!!!

Since most of the demonstrations are visual, it is very important that all members show up at the meetings to gain the full value of the meetings.

Advertisements:

1. Ed & Tanya VanHoy will do custom leatherwork and, also, custom metal engraving for your knives for a reasonable cost. If interested, please contact them per address in this newsletter.
2. *If you would like to advertise any material for sale and/or service for hire, please send it to the address of Danny McManus (Co-Editor) per the address in this newsletter. This service is only for members of this Guild. This space could be yours.*

Guild Officers

President: Tommy McNabb
4015 Brownsboro Road
Winston-Salem, NC 27106
(910) 924-6053 Home
(910) 759-0640

Vice-President: Tim Scholl
Route 3; Box 158-1A
Angier, NC 27501
(910) 897-2051 Home
(910) 552-4504 Office

Secretary and Treasurer: Gary Gaddy
205 Ridgewood Lane
Washington, NC 27889
(919) 946-9103 Home/Office

Director: Ed VanHoy
1899 Hogan Farm Road
Star, NC 27356
(910) 428-4390 Home/Office

Director: Wayne Whitley
210 E. 7th Street
Washington, NC 27889
(919) 946-5648 Home/Office

Newsletter Editors:

Ed VanHoy
1899 Hogan Farm Road
Star, NC 27356
(910) 428-4390 Home/Office/Fax

Danny McManus
610 Del Norte Road
Greenville, SC 29615
(803) 268-9849 Home
(803) 676-5603 Office
(803) 676-5484 Fax
Danny C. McManus, 76511,3600 CompuServe

The Newsletter is mailed to members of the North Carolina Custom Knifemakers Guild four to six times per year. Dues are \$50.00 per year and are due by October 1st every year. Make checks payable to NCCKG.

The purpose and policy of this newsletter is to serve as a medium of information exchange for members of the NCCKG. Related organizations may copy

the information used herein as long as credit is given.

This organization has been formed to help met the needs of a growing body of custom knifemakers in the Southeastern region. In addition, the Guild seeks to provide a training forum and educational resource for new and veteran makers alike.

Knifemaking and its related crafts are inherently dangerous occupations; therefore, the North Carolina Custom Knifemakers Guild, its officers and the Editorial committee specifically disclaim any responsibility for damages or injuries that occur as a result of the use, in any way, of any information contained in this newsletter.

The following table locations are no longer available (See the layout for the Benton Convention Center within this newsletter):

1	2	3	5	6	7	10
11	12	15	16	22	23	24
25	26	28	29	30	31	35
36	37	38	40	41	45	46
55	88	89	90	91	92	93
101	104	105	106	107	108	109
110	113	114				

Concerning the Tables for The South Eastern Custom Knife Show:

The following people or organizations have paid for their table(s) at the knife show:

Tim Scholl Custom Knives	W. W. Custom Knives
H. R. S. Custom Knives	Wise Custom Knives
Wilmington Scrimshandler	Tim Britton
Carolina Custom Knives	Damascus-USA
Whiskers Custom Knives	Elliott Knives
Tim & Christy George	Hartsook Knives
Hendrix Handmade Knives	Ralph Kessler
Neil & Doris McCullohs	Russel Peagler
Ronnie Banks	Errett Calahan
Gurganus Custom Knives	June Hawkins
Herron Handcrafted Knives	ELF Hollowforge
Poythress Custom Knives	Pin & Sword Limited
Dan Cannady	Richard Dimarzo
Ron Frazier	George Guthrie
Rade Hawkins	Jones Knives
Don Lozier	Bob Neal
VanHoy Custom Knives	Les Roberson
Compton Custom Made Knives	
Knifemasters Custom Knives	

NCKG Members

Dr William Ambrose
Route 1 Box 781
Washington, NC 27889

Ronnie Banks
1728 Pratt Highway
Birmingham, AL 35214

Phillip E Barlow
3301 Brookview Drive
Rocky Mount, NC

Dr James Batson
176 Brentwood Lane
Madison, AL 35758

Sam Beale
150 Devonshire Cir
Roanoke Rapids, NC 27870

Tim Britton
Route 1 Box 141
Kinston, NC 28501

Thomas P Brown
Brown Knives
5710-K High Point Rd Suite #106
Greensboro, NC 27407

John (Jack) H Busfield
153 Devonshire Circle
Roanoke Rapids, NC 27870

Travis Daniel
Carolina Custom Knives
92 Waller Rd
Thomaston, Ga 30286

Eddie Dixon
Route 1 Box 212
Grimesland, NC 27837

Alan C Folts
112 J Northington Plaza
Cary, NC 27513

Gary Gaddy
205 Ridgewood Lane
Washington, NC 27889

Norman A Gervaius
551 Island Rd
Hardy, VA 24101

Scott Goguen
166 Goguen Road
Newport, NC 28570

Mark Gottesman
5433 Hanover Park Dr
Winston-Salem, NC 27103

Dave Graedon
215 Pineview Road
Durham, NC 27707

Clarence Gregory
Rt 3 Box 17 Hwy 19-E
Burnsville, NC 28714

Robert Grooms
6415 Chadwick Road
Elm City, NC 27822

Carol and Melvin Gurganus
Star Route Box 50A
Colerain, NC 27924

George Guthrie
1912 Puett Chapel Road
Bessemer City, NC 28016

Doug Harsook
2307 Barnswallow Rd
Kernersville, NC 27284

George Herron
474 Antonio Way
Springfield, SC 29146

Jesse Houser
PO Box 993
Bisco, NC 27209

Jack Hyer
Hyer Handcrafted Knives
7684 Glanmore Ct
Dublin, OH 43017

Barry & Phillip Jones
Jones Knives
221 North Ave
Danville, VA 24540

William J Jones
440 Old Kenly Road
Pikeville, NC 27836

Tony Kelly
1009 Bell Road
Kinston, NC 28501

Charles Ray Knowles
2505-B Kilgore Avenue
Raleigh, NC 27607

Chris Latta
415 Bay Drive
Washington, NC 27889

Bill Maynard
2677 John Smith Rd
Fayetteville, NC 28306

NCCKG Members

Tommy McNabb
Carolina Custom Knives
Post Office Box 327
Bethania, NC 27010-0327

Jim R Morris
2260 Salt Hill Rd
Garner, NC 27529

Alex Moss
Elf Hollow Forge
504 Woodlawn Ave
Wilmington, NC 28401

Alan and Susan Patterson
Patterson Forge
Route 3 Box 131
Hayesville, NC 28904

James Poplin
103 Oak Street
Washington, GA 30673

Charles Rece
Wildwood Studios
6237 Eagle Peak Drive
Charlotte, NC 28214

Henry Clay Runion
33 Jernigan Trail
Dunn, NC 28334

Ben M Ryder
Ryder Custom Knives
P O Box 133
Copperhill, TN 37317

Ellis Sawyer
102 Oak Drive
Washington, NC 28328

Tim & Kathy Scholl
Tim Scholl Custom Knives
Route 3 Box 158-1A
Angier, NC 27501

Jake Sherman
2920 Meadow Cr Ln
Monroe, NC 28110

J Wayne Short
Route 2 Box 154
Littleton, NC 27850

H R & Karen Simmons
P O Box 176
Route 1 Box 36C
Grantsboro, NC 28529

Murray Sterling
525 Big Ivy
Purlear, NC 28665

S Russell Sutton
4900 Cypress Shores Dr
New Bern, NC 28562

Bruce Turner
Route 2 Box 90
Troy, NC 27371

Edward VanHoy
1899 Hogan Farm Road
Star, NC 27356

Mike & Cathy Weaver
The Wilmington Scrimshander
1214 Sidney Drive
Wilmington, NC 28405

Wayne Whitley
210 E 7th St
Washington, NC 27889

Daniel Winkler
P O Box 2166
Blowing Rock, NC 28605

Michael Wise
197 Charles Road No 6
Jacksonville, NC 28546

Japanese Sword Handle Wrapping

less braids, tapes, and cords available at my wife's fabric shops so there is lots of room to experiment with other wraps.

Here, I used traditional brown silk wrap. Fold the cord in half. Lay it over the rayskin, flush with the Fuchi. Put a LITTLE dab of medium viscosity crazy glue on the ray skin and stretch the cord very tightly over the spot of glue. This is your start. At all times, you must stretch the cord as tightly as possible. Glueing must also be done carefully so that excess glue does not seep through the braid or show elsewhere on the rayskin. Only tiny dabs are necessary. Now, flip the blade over to the public side. Referring to Figure C, fold the right cord under itself and then again. The twist should be centered. Hold this tight while you do the same with the left side. Its twist will pass over the first twist. You have now formed a half-diamond against the Fuchi... all the rest will be full diamonds.

At this point, adjust the folds and twists to have a nice symmetry and then put a small dab of glue under the cord at the seam of the rayskin on both sides. This locks the wrap on this side. Flip the blade and do the same steps BUT start with the LEFT cord first. This staggers the crossings. You can do all the crossings from the same side; staggering them is more common. Keep on wrapping the handle the same way for the length of the handle. Minuki are placed next to the rayskin and just braided over, being careful to twist and wrap accurately. Easy so far... but now you reach the end and it gets hard. Check the drawings carefully at all stages.

You will need to make two tools and buy a third. Out of 1/8-inch steel rod, cut two five-inch pieces. Heat up the ends and flatten them. The Spoon needs to have a slight bend and be polished to a smooth finish. The Rake needs to have fine teeth cut in its edge and polished. Then mount the tools in Engraver's wooden handles. Buy a small pair of jeweler's long-nose pliers.

After you have glued the last wrap in place, you should have two ends coming around the private side. At this point, take each end of the cord, stretch it tight and "freeze" it hard with a drop of the viscose crazy glue. Then cut the hard part into a point. This facilitates threading the ends.

The knot on the private side isn't really a knot, just a tie down for the cording. Following the drawing (Figure D), thread the cord under the crossing braid, and back over the same crossing. The right

cord crosses the left cord, goes under it and now is formed into a tube that passes around the other cord, before going back up. It stays under the other cord. Pull the top cord tight but only pull the bottom cord to form this loop. It's a slip knot actually, and is only locked by pressure from the crossing of the wrap. Use your Spoon to lift the tight braid and use the Rake to push the cord through. Use the needle nose pliers to pull the cord through. Thread the two ends through the Kashiri's two holes, put the cap on and pull the cording down tight. The cap is now on tight and the two ends are on the public side ready for the final knot.

Take the bottom cord and pass it down, under, and through the crossing and bring it back up and over the crossing. Pull it tight. Now, carefully cut the cord and tuck it under itself. AFTER you have fitted it, put a dab of glue on its end and tuck it under again. It's finished! The other end passes under again and forms the tube as it passes out again, still UNDER the crossing and comes out the top. Keep the tube formed and pass it over the whole knot. Cut and tuck on the far side, hiding the end under the last wrap. That's the end.


The tube that I keep referring to is made simply by folding the cord in half. It molds itself into a tube when pulled taut. With the handle all wrapped, you now go back and with the Spoon, you adjust any folds that need evening. There should be lots of loose hairs hanging out. Lightly singe these off with a lighter. Sometimes the Japanese would lacquer the cord part of the handle to harden it but I do not like it this way. You can also lightly mallet the wrap to flatten the folds a bit, but do not get carried away and damage the handle.

This is not a hard project, just a complicated one. I tried to photograph these steps, but it's difficult to define some of the wraps. Hopefully the drawings simplify matters. Study them well, and having a real sword to study will help a lot. A pretty wrap has even diamonds, neat knots and no glue showing.

Sayanara!

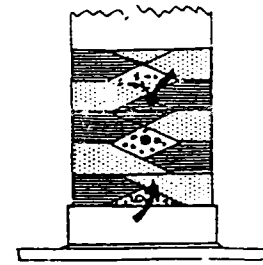
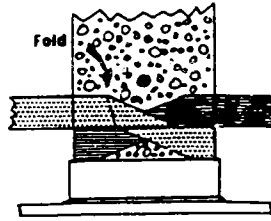
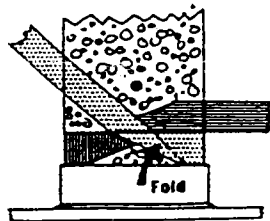
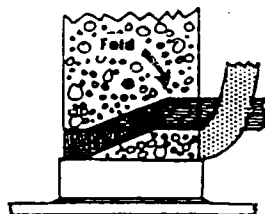
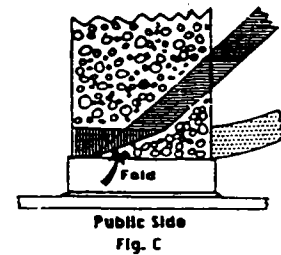
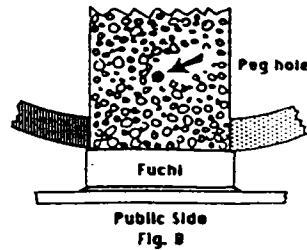
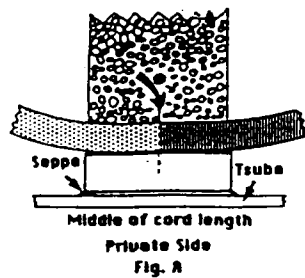
NOTE: My current best source for rayskin (Same), cording (Tsukaito), and just about any Japanese sword paraphenalia is: Ganzo, Ltd, P.O. Box 11, Dept KI, Hyampom, CA 96046. Another source is: Yoshi Nobu Sugiyama, 2-15, 4-chome, Nieshigahara, Kita-Ku, Tokyo-To, Japan. •

Japanese Sword Handle Wrapping

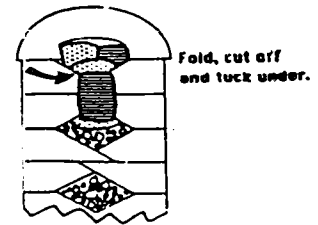
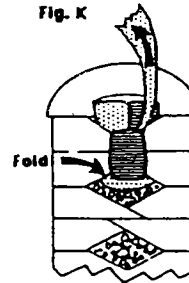
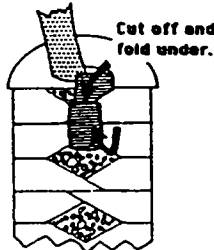
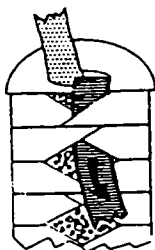
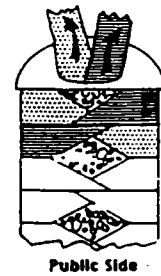
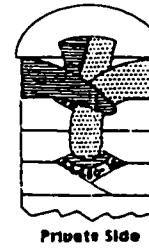

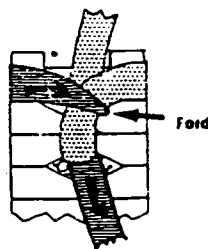
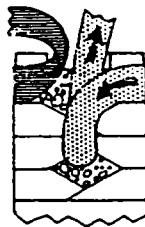
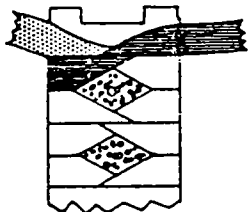


Tom Maringer calls this 25-inch blade a Ninja sword. It features a cord wrapped handle here, although a wire wrapped model is also available. Photo — Jon VerWoeven

How To Wrap The Handle



How To Tie The Knots



**NORTH
CAROLINA
CUSTOM
KNIFEMAKERS
GUILD**

PO Box 327 • Bethania, NC 27010 • 910-924-6053

December 15, 1995

To the Attendees of the Southeastern Custom Knife Show:

Once again, I wish to extend my thanks to you on behalf of the North Carolina Custom Knifemaker's Guild and SouthEastern Custom Knifemaker Show, for the great success of the show held in Durham in September. Like all events that are large and new, there were some surprises, some disappointments, lots of excitement and a great deal learned.

First, the high points. Nearly 80% of all knifemakers in attendance reported sales at the show. That is outstanding. There are many shows that have been around a lot longer than this one that cannot make that claim. North Carolina is definitely "Knife Country". Everyone commented that they had a good time and a great meal at the banquet. Last, but certainly important, most of the makers and suppliers commented on the great accommodations and space of the show facility.

Next, a few low points. The location of the show was by far the most negative aspect reported by the survey and by comments made to me and other Guild members. The hotel, although very accommodating, lacked the staff and facilities to support a group as large as ours and the downtown area left much to be desired in terms of safety and restaurants. Last, but again very important, the Guild lost \$6000.00 on the show.

The North Carolina Custom Knifemaker's Guild has met and pondered all of these events and has come to the following conclusion. The show was a success! We established a first class show in a new market and in spite of the location, drew enough attendance for the majority of the custom knifemakers to make sales. The marketing and advertisement, although successful and effective, was insufficiently funded. Their conclusion and recommendation is that we have another show in 1996. We will move the location but not sacrifice the quality of the show! To that end, the following plans and commitments have been made:

- The show will be held in Winston Salem, North Carolina, on September 7th and 8th, at the Benton Convention Center. The area of the Convention Center where the show will be held has just been completely recarpeted and redecorated. The weekend of the show is also the date that the South Central Sporting Goods Show will be in the same facility on the floor below us. Needless to say, traffic will be brisk.
- The price of a table will be raised to \$175.00. This is still less than many such shows charge yet it will at least guarantee the promoter a break-even point. No one is looking to become a millionaire from sponsoring knife shows. But the reality is simply that you cannot put on a quality show, advertise it nationally and go in the hole. The show will remain a one hundred and fifteen table show. Forty of these tables are already sold.
- The Banquet on Saturday evening will remain \$20. Each table holder will receive one complimentary ticket. The menu will be excellent.

- Hotel reservations will be handled by the Adam's Mark Winston Plaza. Rooms are \$79 for a single or a double. For reservations call 910-725-3500. We have a block of rooms on hold for show attendees but please reserve early. Remember we are not the only show in town that weekend. This hotel is connected to the Benton Convention Center by a covered walkway. There are several other hotels close by as well. Parking is in an adjoining parking deck which is also attached to the show site. Public parking will be \$2 on Saturday and Sunday. There are many restaurants within walking distance and some great restaurants within easy driving distance as well as shopping malls and outlet centers. Winston is a safe, clean town with a very alert police force. You can feel safe on the streets without bring your Uzi!
- There are food concessions in the convention center and there will be free coffee on Saturday and Sunday.
- Judging for the various knife awards and categories will be on Saturday morning at 8am. YOU MUST BE A TABLE HOLDER AND THE KNIFEMAKER or ARTIST to compete in any award or category other than Best Collection.
- Set up will be on Friday with locked door and guard security on Saturday and Sunday.
- Travel brochures and visitor information on all of the sights to see as well as the many historical places close by, can be obtained from the Winston Salem Chamber of Commerce.

Well, that should be enough information to help you plan for our next exciting show. Enclosed is a Registration form and more information will be forthcoming as the date gets closer. We certainly enjoyed your company and craftsmanship this past September and hopefully can once again look forward to seeing you in September. Until then, on behalf of the North Carolina Custom Knifemaker's Guild, I would like to wish you all a very Merry and Blessed Christmas and a Happy and Prosperous New Year.

Sincerely,



Tommy McNabb
President
North Carolina Custom Knifemaker's Guild

2nd
Annual
Show

SOUTH
EASTERN
**CUSTOM
KNIFE**
SHOW

September 7 and 8, 1996

Benton Convention Center Ballroom
301 West 5th St. • Winston-Salem, NC

Special Room Rate: \$79 (double)

Adam's Mark Winston Plaza Hotel, 425 N. Cherry St.
1-800-444-2326 • 910-725-3500

Only Custom Handmade Knives

Business Name _____

Maker's Name _____

Address _____ City & State _____

Phone _____ Date _____

Table Location Preference _____ Types of Knives Sold _____

No. of Tables _____ Tables 8ft. @ \$175 ea. Total for Tables \$ _____

Awards Banquet Saturday Night
(one free ticket with each table purchase
additional tickets, \$20 ea.)

Total for Banquet Tickets \$ _____

Total Amount Enclosed \$ _____

Minimum Deposit of \$100 per table

Checks payable to SouthEastern Custom Knife Show

Full refund until August 8, 1996

Balance Due by August 8th \$ _____

Signed _____

Thank You!

Show sponsored by the NC Custom Knifemakers Guild

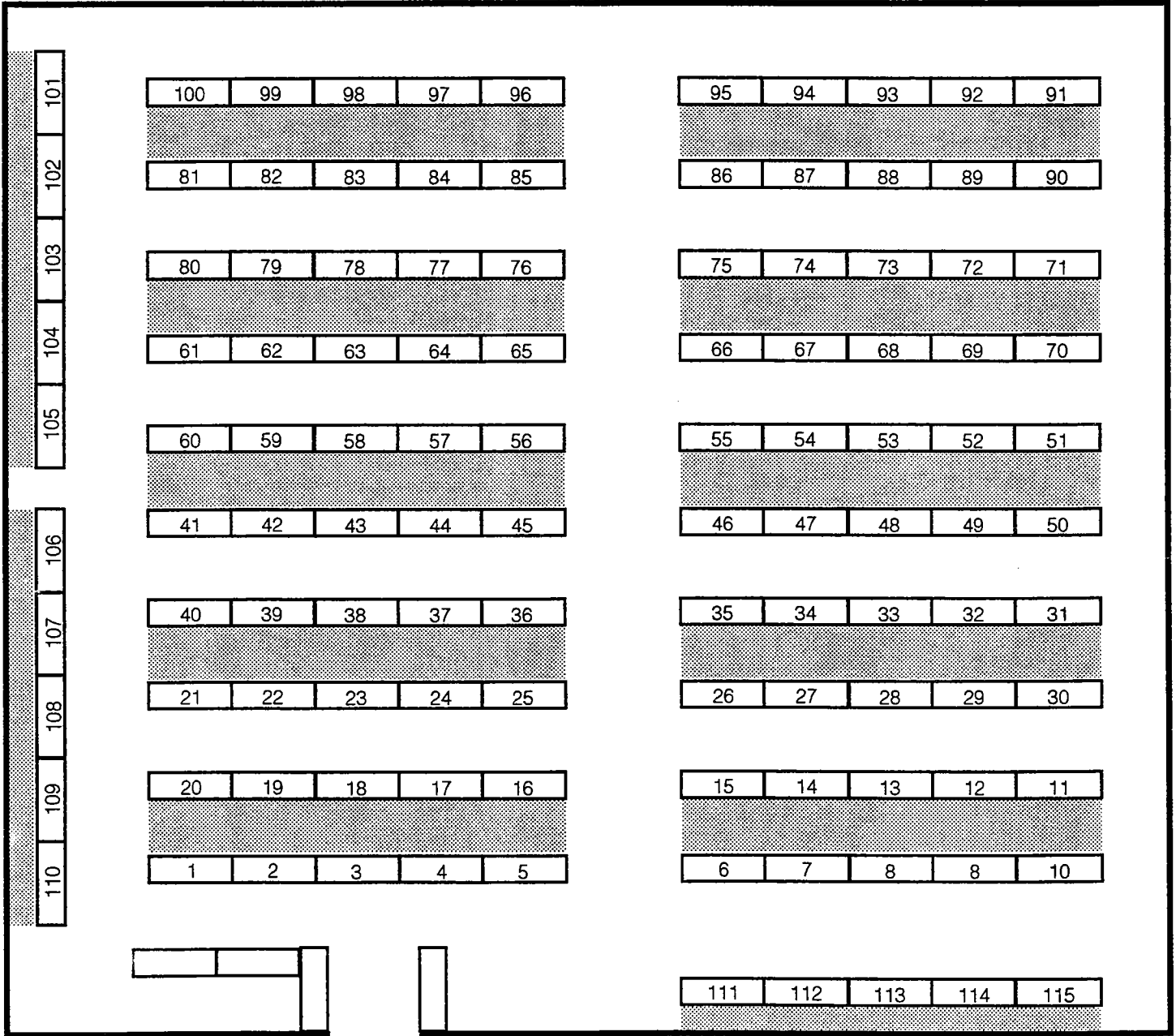
Tommy McNabb, President 4015 Brownsboro Rd, Winston-Salem, NC 27106 • 910-759-0640

NORTH
CAROLINA
**CUSTOM
KNIFEMAKERS**
G U I L D

BENTON CONVENTION CENTER

North Main Hall (Fully Carpeted)

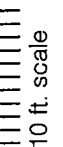
SouthEastern Custom Knife Show • September 7 & 8, 1996




To Parking Deck



Upper Galleria

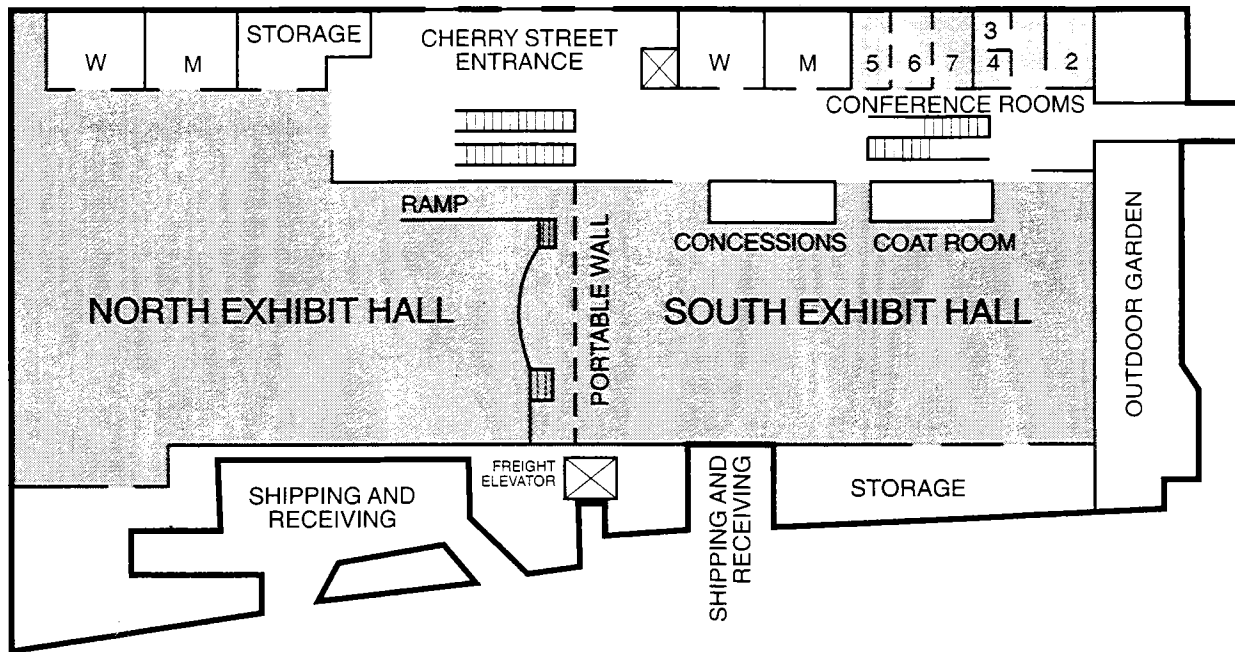


10 ft. scale



10 ft. scale

M. C. Benton Convention Center—Lower Level



Lower Level Rooms	Size	Square Feet	Classroom	Theatre	Banquet	10x10 Booth
Entire Exhibit Hall		47,300	2,000	5,000	4,300	235
North Exhibit Hall	135 x 224	29,300	1,300	3,000	2,500	135
South Exhibit Hall	85 x 212	18,000	650	2,000	1,800	100
Conference Room 2	23 x 16	370	15	40	25	
Conference Room 3 & 4 (each)	11 x 16	180	8	1510		
Conference Room 5, 6 & 7 (each)	23 x 16	370	15	40	25	
Conference Room 5, 6 & 7 (combined)	23 x 48	1,100	48	120	90	

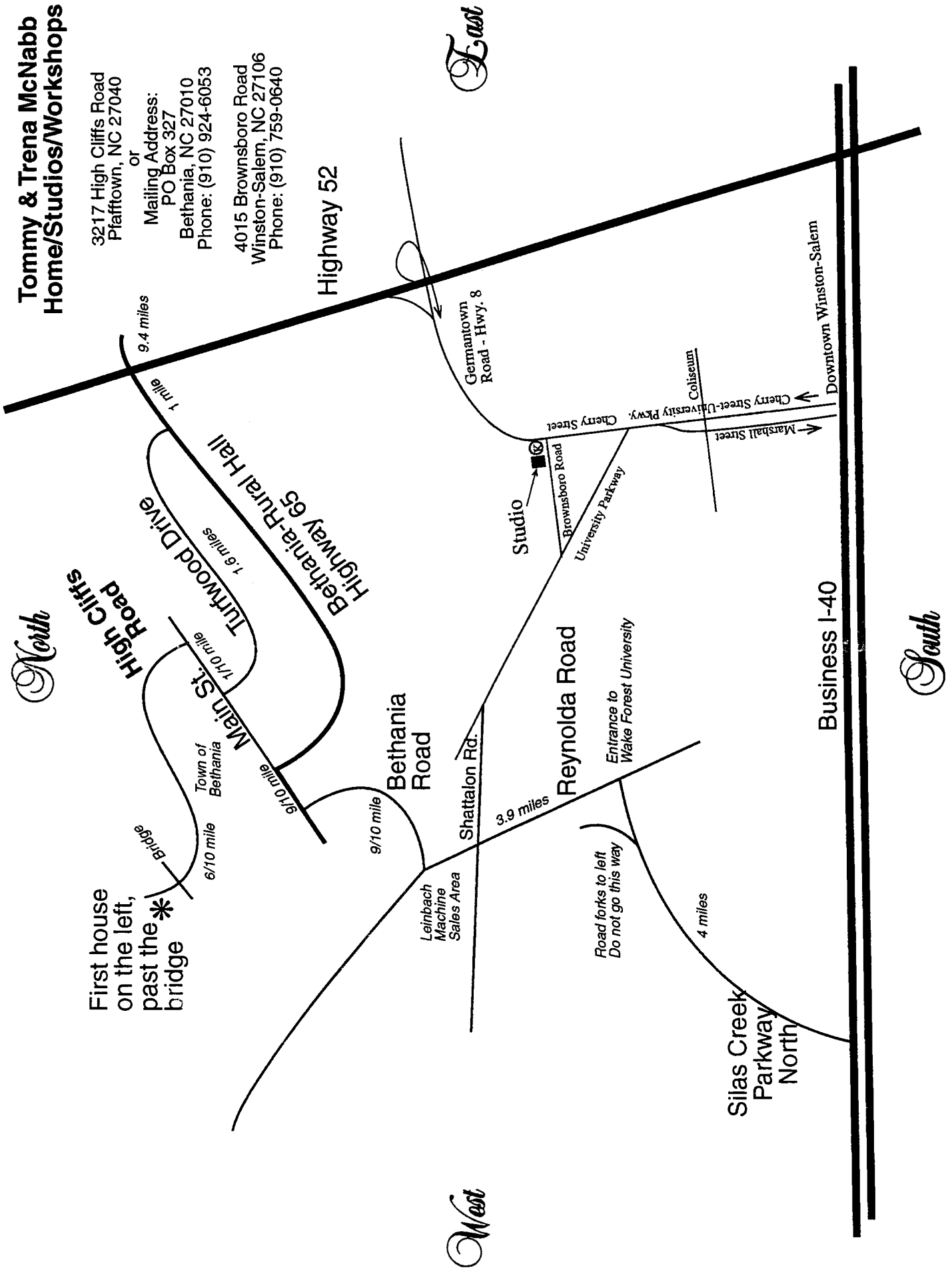
Ceiling Height:
 North Exhibit Hall: 18'
 South Exhibit Hall: 15'
 Conference Rooms: 9'

Benton Convention Center Capabilities:

- Over 100,000 total sq. ft.
- Seats up to 3,000 theater style
- Seats up to 2,500 for banquets
- In-house catering capabilities
- Telecommunications capabilities
- Special convention and meeting services upon request
- 18 breakout rooms
- 435 10' x 10' booths
- Two loading docks with direct drive-in access
- Plenty of storage space
- Escalators to upper and lower levels
- Daily working coordination with the Winston-Salem Convention and Visitors Bureau

**Tommy & Trena McNabb
Home/Studios/Workshops**

3217 High Cliffs Road
Pflafftown, NC 27040
or
Mailing Address:
PO Box 327
Bethania, NC 27010
Phone: (910) 924-6053
4015 Brownsboro Road
Winston-Salem, NC 27106
Phone: (910) 759-0640



North

West

East

South

First house on the left, past the * bridge

Road forks to left Do not go this way

Studio

Business I-40

Highway 52

9.4 miles

1 mile

1.6 miles

1/10 mile

6/10 mile

9/10 mile

3.9 miles

4 miles

German town Road - Hwy. 8

Brownsboro Road

University Parkway

Coliseum

Cherry Street

Cherry Street-University Pkwy.

Downtown Winston-Salem

High Cliffs Road

Turfwood Drive

Bethania-Fural Hall Highway 65

Bethania Road

Shattalon Rd.

Reynolda Road

Entrance to Wake Forest University

Silas Creek Parkway North

Town of Bethania

Bridge

Leinbach Machine Sales Area

FIRST CLASS MAIL
Next Meeting
Jan. 27, 1996
Winston-Salem, NC

Barry & Phillip Jones
Jones Knives
221 North Ave
Danville, VA 24540

Star, NC 28665
1899 Hogan Farm Road
Edward VanHoy, Editor
Billets & Blades

CUSTOM
NORTH CAROLINA
KNIFEMAKERS
G U I L D

MEMBERSHIP APPLICATION FORM

NORTH CAROLINA
CUSTOM
KNIFEMAKERS
G U I L D

Please send to: NC Custom Knifemakers Guild
\$50 Attention: Gary Gaddy • P.O. Box 2574
Washington, NC 27889

DATE _____

NAME _____

ADDRESS _____

CITY _____ STATE _____ ZIP _____

PHONE: _____ HOME _____ WORK _____

In which category would you be interested in applying: Knifemaker _____

(How long have you been making knives?) _____

Collector _____ Just Interested _____