


Resources for Charles Needle's "Impressionistic Photography: How to Use Your Camera as a Paintbrush" presentation


The Woodlands Camera Club
March 1, 2021

Thank you for attending Charles' "Impressionistic Photography" presentation! We hope you learned a lot and came away with some fun new ways to make painterly images using nothing more than your camera (or smartphone).

Below are some resources mentioned in the presentation, which are all available for purchase. Because Charles' web store is currently under construction, you will need to send him an email to purchase some of these items: charles@charlesneedlephoto.com. He will send you a money request via PayPal; then you'll be able to pay using a credit card.



Impressionistic Photography: A Field Guide to Using Your Camera as a Paintbrush is a good summary of all the techniques Charles discussed, and then some! With more than 1,000 copies sold already, this popular book teaches you how to craft painterly images using nothing more than your camera or smartphone. It's a step-by-step illustrated guide filled with numerous examples and detailed instructions on how to turn an ordinary scene into a visual masterpiece. Techniques covered include: Multiple-Exposure Monet, Rotating & Zooming, Composite Montages, and many more. **Cost: \$40 + S&H.** Order directly here: <http://www.impressionisticphotographybook.com>.



Creative Macro Photography: Professional Tips & Techniques is a 159-page eBook that's available as a download or in CD format. The book is chock full of great ideas for making artistic, abstract closeups and contains the added benefit of hyperlinked content. Topics covered include: equipment, lighting, fill-flash, using close-up filters, specialty macro lenses, tabletop/backyard macro and much more. **Cost: \$45.** To order, email Charles: charles@charlesneedlephoto.com.



Taleidoscope Lens is a specialized lens available exclusively through Charles. Each lens is handturned and made of exotic hardwood with a geometric accent strip and is finished with a smooth wood veneer. Three interior mirrors produce a kaleidoscopic effect when pointed at any subject. The lens comes with a built-in 62mm ring mount on one end, so you can mount it directly to any macro or telephoto lens (using an adapter ring, if necessary), or hold a few inches from the end of your telephoto or macro lens while looking through the viewfinder to change the effect. Best to mount your camera on a tripod and use with lenses in the 80 to 300mm range. **Cost: \$225 + S&H.** To order, email Charles: charles@charlesneedlephoto.com.


Items not mentioned in this presentation but available for purchase:



Smartphone Lens Kit is a professional phone camera lens kit that works with 98 percent of mobile phones (iPhone and Android), as long as the center of your phone lens is no more than 1.5" from the outer edge. (Can also be used with most phone cases without needing to remove the case.) The kit comes in a compact zipper case with carabiner and contains 10 different interchangeable lenses: 0.63X wide lens, 15X macro, 2X telephoto, 198-degree fisheye lens, two different kaleidoscope lenses, CPL (Circular Polarizer) filter lens, flow filter lens, radial filter lens and star filter lens. Universal detachable clamp design. **Cost: \$45 + S&H.** To order, email Charles: charles@charlesneedlephoto.com.



Multi-Color LED Flashlight features 35 built-in vibrant color choices with three different brightness levels. Made of durable aluminum, this flashlight is the perfect tool for macro photography or light-painting because you can create rainbow effects and program your favorite color settings. (Rechargeable 18650 battery + USB charger included.) **Cost: \$49.95 + S&H.** To order, email Charles: charles@charlesneedlephoto.com.



Available exclusively through Charles, this **Glass Stand** is the perfect addition to any macro/tabletop photographer's home studio. Handcrafted by a master woodworker, the stand features an adjustable "jaw" that's lined with cork material so you can hold a large glass sheet, or any backdrop, in place vertically. The design also features rubber feet on the bottom to avoid slipping across the table. **Cost: \$215 + S&H.** To order, email Charles: charles@charlesneedlephoto.com.



Iridescent Glass (20" x 21" Sheet)

Cost: \$125 + \$35 packing fee + freight*

To order, email Charles: charles@charlesneedlephoto.com.

(Note: If you order two sheets of glass, you only need to pay one packing fee.)



Clear Textured Glass (20" x 21" Sheet)

Cost: \$125 + \$35 packing fee + freight*

To order, email Charles: charles@charlesneedlephoto.com.

(Note: If you order two sheets of glass, you only need to pay one packing fee.)



Gold/Silver Mylar (27" x 40" Sheet)

Great for shooting reflections or crafting a "mylar tube" to shoot through!

Cost: \$55 + S&H

To order, email Charles: charles@charlesneedlephoto.com.



Rainbow "Thingy"

A fun photo prop that's sure to provide hours of macro entertainment!

Cost: \$20 + S&H

To order, email Charles: charles@charlesneedlephoto.com.

Extremely limited supply available, so order soon!

Glossary of Terms:

Multiple-Exposure Monet: A term I coined to describe an image whereby you move the camera slightly between 2 or more exposures to create a painterly effect

Multiple-Exposure Tilt: Moving the camera in small increments in a vertical fashion (up or down) multiple times to create a painterly effect

Multiple-Exposure Zoom: Zooming a telephoto lens in or out in small increments multiple times to create a painterly effect

Multiple-Exposure Rotate & Zoom: Rotating and zooming a telephoto lens in small increments multiple times to create a spiral-like painterly effect

Soft-Glow Montage: Combining two (or three) images to create a dreamy or romantic appearance to a scene or close-up subject

Composite Montage: Combining two or more images that are the same or different subjects

Image Overlay: A creative tool in some Nikon cameras that allows you to combine two existing RAW photos on a single memory card to render a single picture that is saved separately from the originals

Multiple-Exposure Script: A “plug-in” that allows you to combine multiple exposures manually in Photoshop ([E-mail Charles](#) for this script.)

Taleidoscope Lens: A 62mm thread-sized hand-made wooden specialty lens with three mirrors inside to create a kaleidoscopic effect (Charles sells these lenses for \$225 + S&H. [E-mail him](#) if interested in purchasing one.

Lensbaby: A line of specialty lenses that create selective-focus and bokeh effects (Charles recommends the Velvet lenses and the Sol 45. Visit www.lensbaby.com and use discount code “needle” for a 10 percent discount on all lenses and accessories.

AvCamPro (iPhone) and **MEC Multiple Exposure Camera** (Android): Two smartphone apps that can be used to create a multiple-exposure image

Slow Shutter Cam (iPhone) and **Slow Shutter Long Exposure Camera** (Android): Two smartphone apps that can be used to create a long-exposure image



Charles Needle Photography
2021 Workshops & Appearances *

July 8-12	Private Gardens of Cape Cod (MA) Sold out, but <u>email Cape Cod Art Center</u> to add your name to the waiting list.
August 15-19	The Brilliant Colors of Butchart Gardens (British Columbia) <u>Email Charles</u> if interested.
August 28-Sept 2	Out of Chicago "Flower & Garden Photography Conference" (Chicago Botanic Gardens)
Oct 9-10	Mike Moats Macro Conference (Spartanburg, SC)
Oct 16-17	Creative Macro Photography Weekend (Atlanta Botanical Garden) <u>Email Charles</u> if interested.

* All workshops subject to postponement or cancellation due to COVID-19 restrictions.

[Email Charles](#) if interested in any of the above workshops.

Visit <https://www.charlesneedlephoto.com> for the most up-to-date information, including any changes or additions.

(Note: Charles' website is currently under construction. The new site should be up by May 2021.)

To add your name to Charles' email list, please send an email request to charles@charlesneedlephoto.com. Charles will keep you informed about future online learning opportunities, as well as in-person workshops once safe travel resumes and the pandemic has ended.



2121 Sicily Circle • Longmont, CO 80503-4187
www.charlesneedlephoto.com
charles@charlesneedlephoto.com
770.630.0453



Charles Needle Photography 2022 Workshops *

- | | |
|----------------|--|
| April 17-23 | Holland at Tulip Time (Keukenhof Gardens, The Netherlands)
1 remaining spot! Email Charles if interested. |
| April 25-May 3 | Tuscany (with optional Venice extension) - Italy
Click here for more information. |
| Dates TBD | Monet's Garden (Giverny, France)
Email Charles if interested. |
| June 20-24 | Macro Photo Retreat
with Mike Moats, Anne Belmont and Jackie Kramer
Madeline Island School of the Arts
(La Pointe, WI)
Email MISA if interested. |

* All workshops subject to postponement or cancellation due to COVID-19 restrictions.

[Email Charles](#) if interested in any of the above workshops.

Visit <https://www.charlesneedlephoto.com> for the most up-to-date information, including any changes or additions.

(Note: Charles' website is currently under construction. The new site should be up by May 2021.)

To add your name to Charles' email list, please send an email request to charles@charlesneedlephoto.com. Charles will keep you informed about future online learning opportunities, as well as in-person workshops once safe travel resumes and the pandemic has ended.



2121 Sicily Circle • Longmont, CO 80503-4187
www.charlesneedlephoto.com
charles@charlesneedlephoto.com
770.630.0453