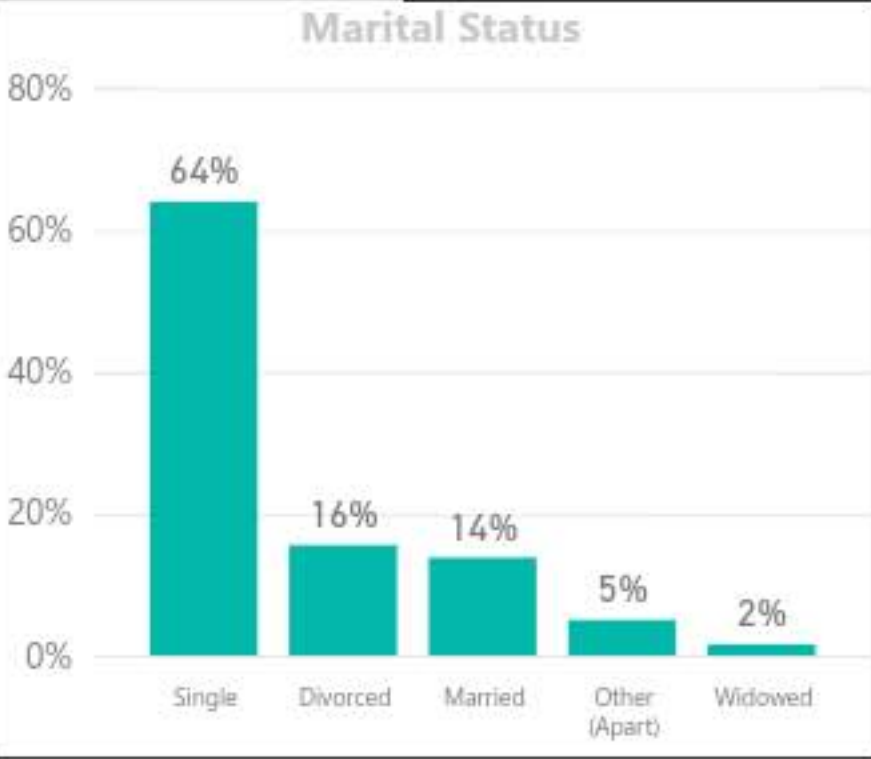
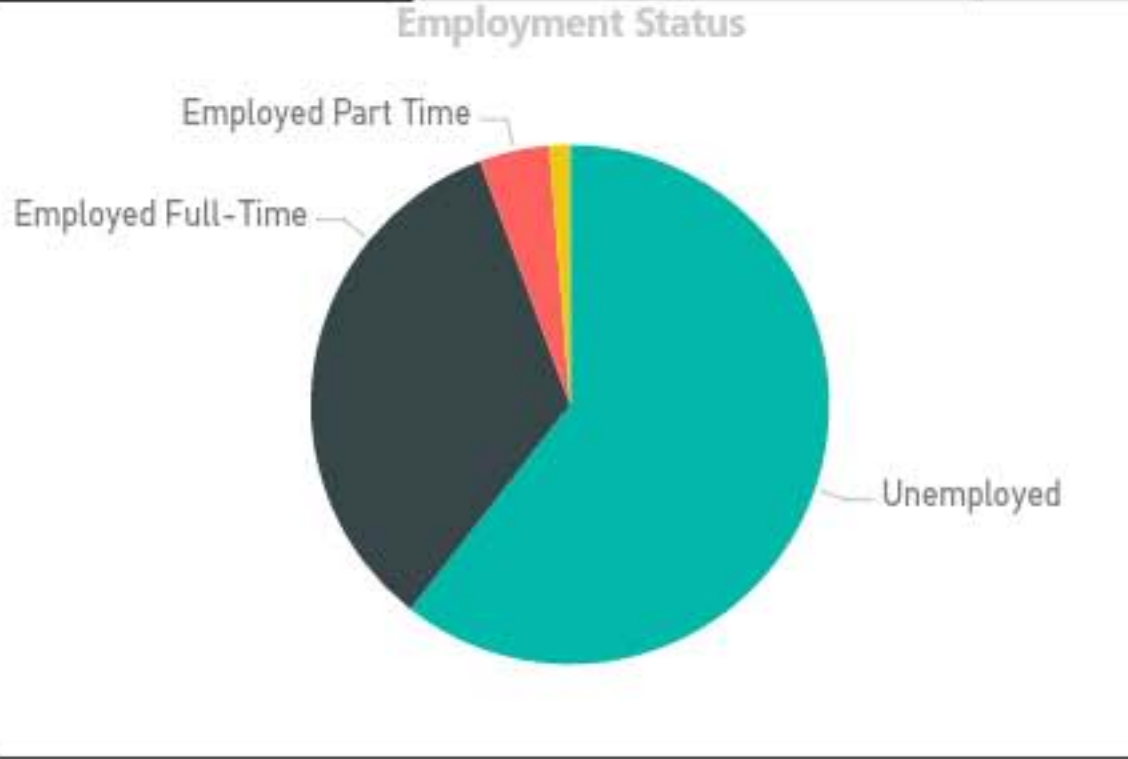
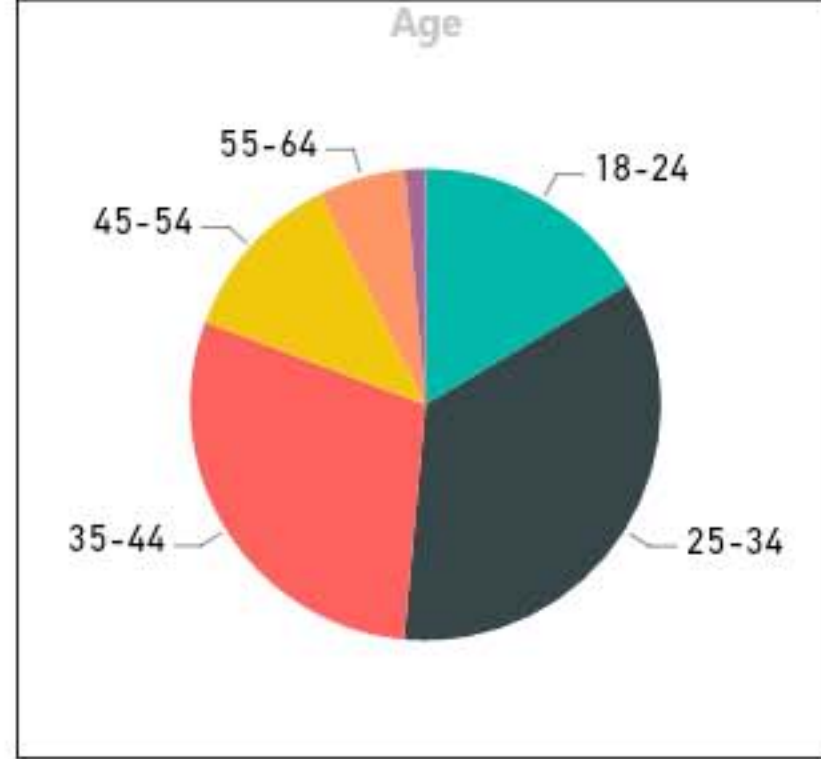
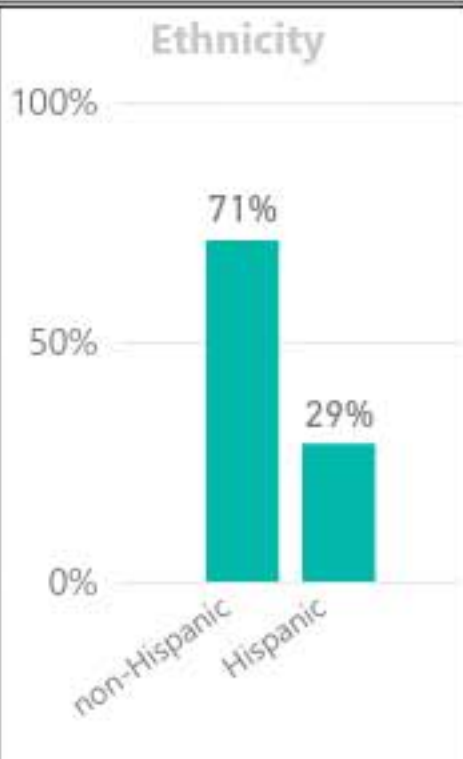
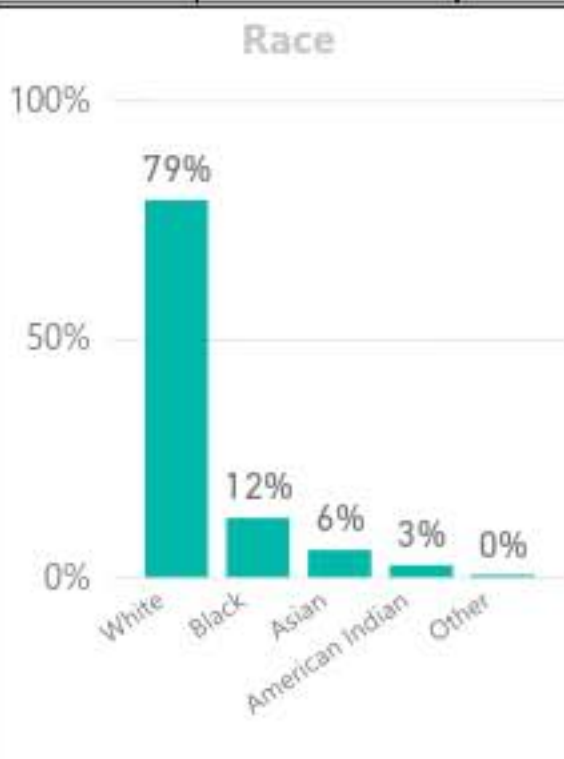
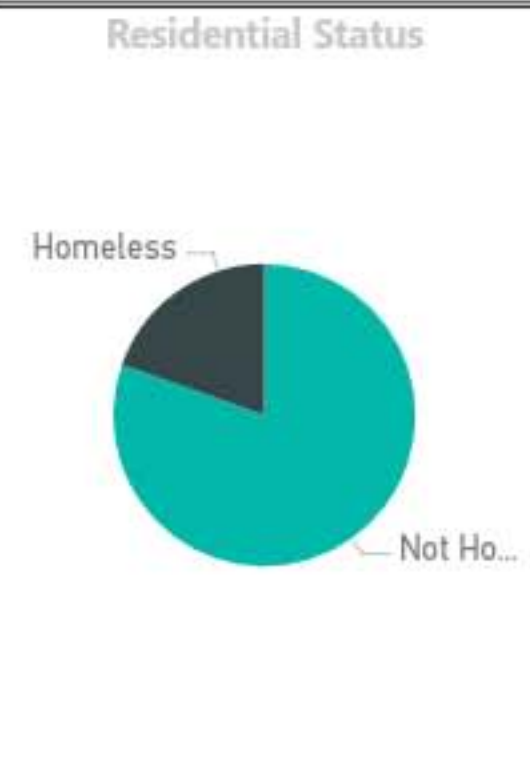
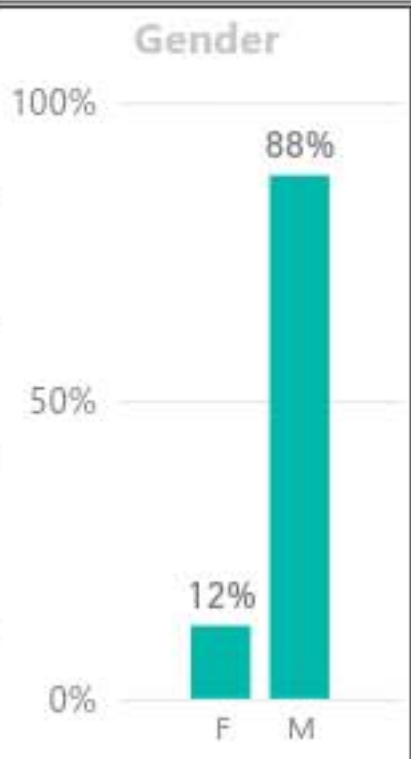


### Jail Population Profile

Last Refreshed:

10/20/2021 4:08:28 AM

Current Jail Population	<b>1,716</b>
Average Length of Stay (Prior 30 Days)	<b>31</b>
Average Days in Jail for Current Inmates	<b>161</b>
Total Days in Jail for Current Inmates	<b>276,595</b>
Average Prior Bookings	<b>10</b>





### Jail Population Profile

Last Refreshed:

10/20/2021 4:08:28 AM

#### Current Jail Population

1,716

Average Length of Stay (Prior 30 Days)

31

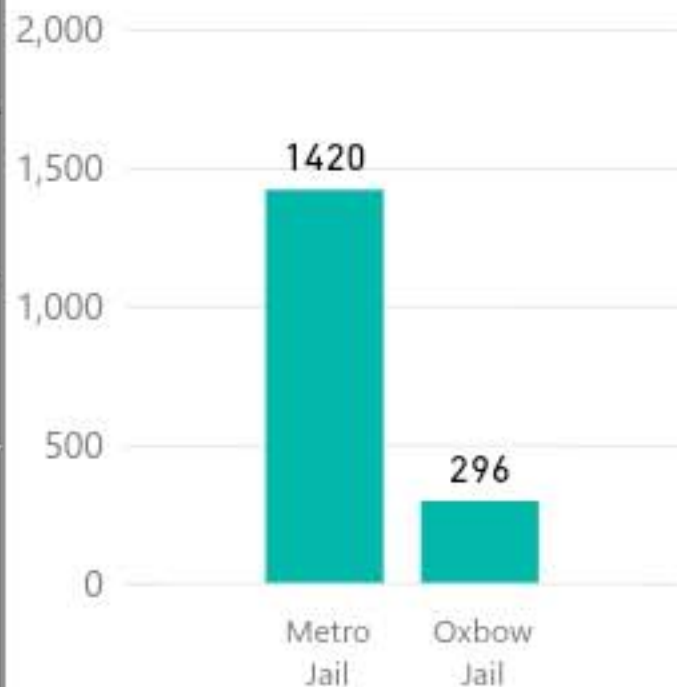
Average Days in Jail for Current Inmates

161

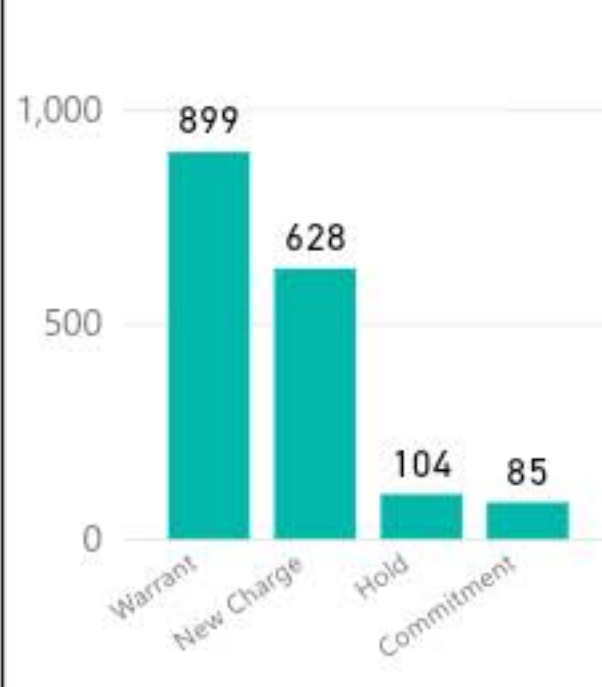
#### Adjudication Status



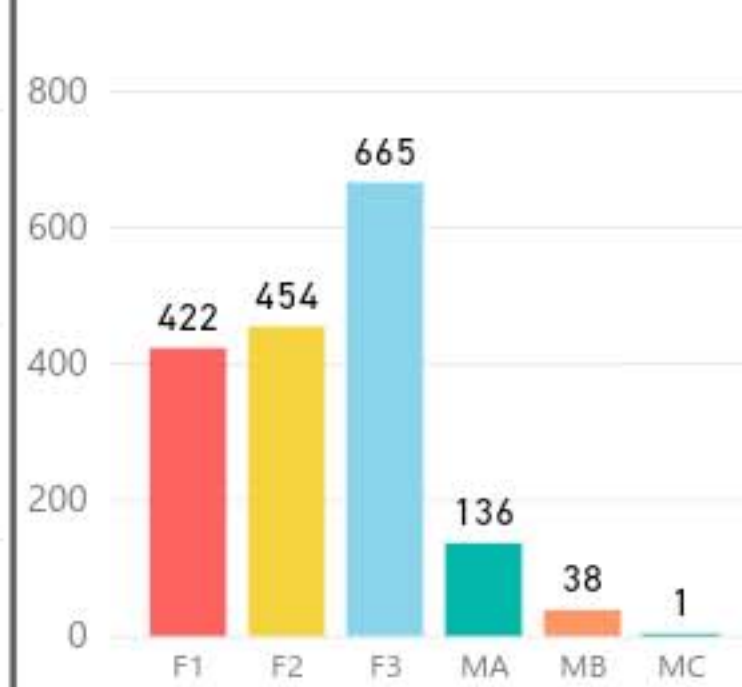
#### Location of Current Population



#### Booking Reason



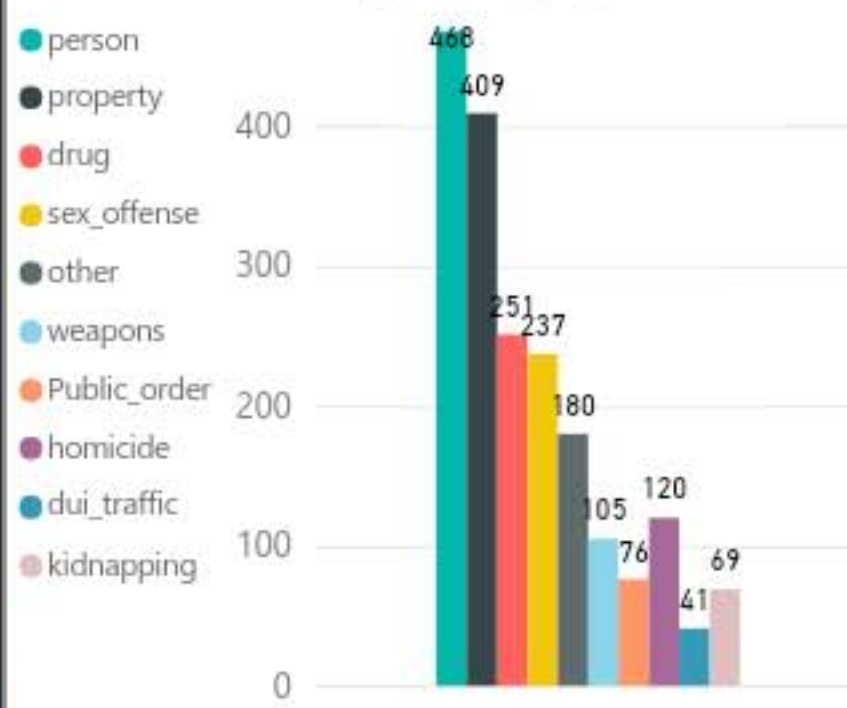
#### Booking Severity



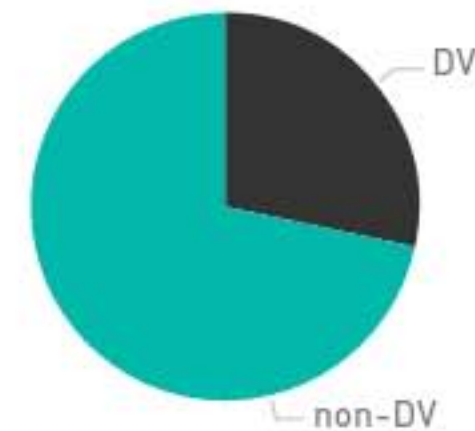
#### Arrests by Agency



#### Charge Category



#### Domestic Violence





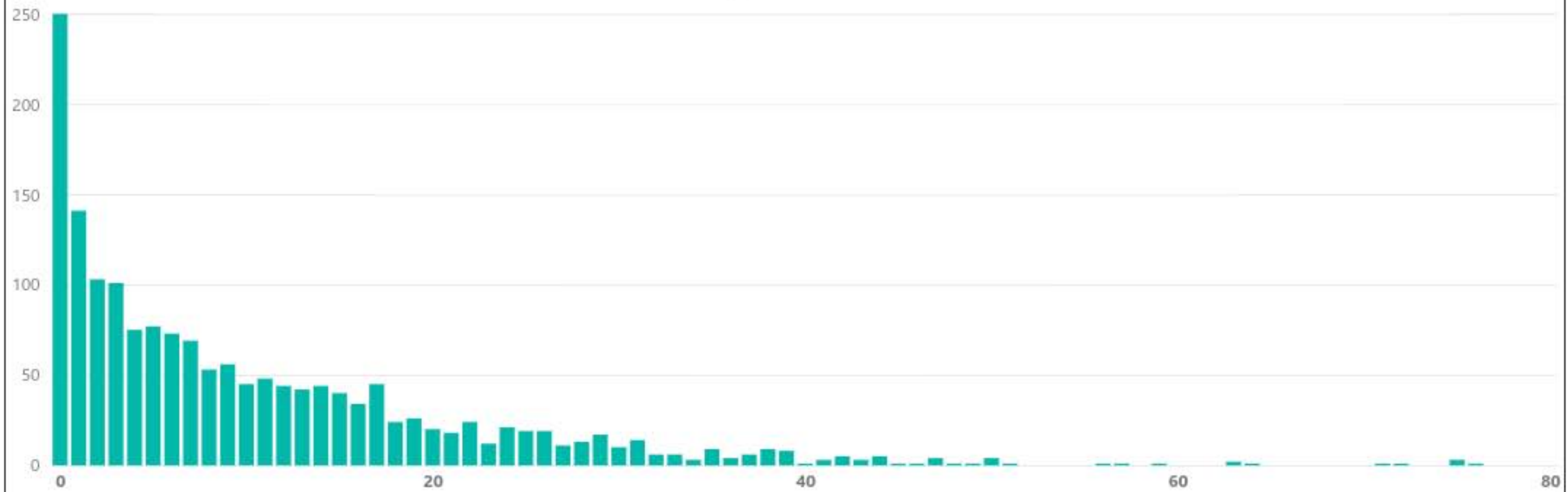
### Jail Population Profile

Last Refreshed:

10/20/2021 4:08:28 AM

<b>Current Jail Population</b> <p style="text-align: center; font-size: 24pt;">1,716</p>	<b>Average Prior Days in Jail</b> <p style="text-align: center; font-size: 24pt;">331</p>	<b>Sex</b> <input type="checkbox"/> F <input type="checkbox"/> M	<b>Race</b> <input type="checkbox"/> American Indian <input type="checkbox"/> Asian <input type="checkbox"/> Black <input type="checkbox"/> Other <input type="checkbox"/> White	<b>Employment</b> <input type="checkbox"/> Employed Full-Time <input type="checkbox"/> Employed Part Time <input type="checkbox"/> Other <input type="checkbox"/> Unemployed	<b>Severity</b> <input type="checkbox"/> F1 <input type="checkbox"/> F2 <input type="checkbox"/> F3 <input type="checkbox"/> MA <input type="checkbox"/> MB <input type="checkbox"/> MC
<b>Total Prior Bookings For Current Population</b> <p style="text-align: center; font-size: 24pt;">17,612</p>	<b>Total Prior Bookings</b> <input type="checkbox"/> a. 5 or fewer <input type="checkbox"/> b. 6 to 10 <input type="checkbox"/> c. 11 to 25 <input type="checkbox"/> d. 26 to 50 <input type="checkbox"/> e. 51 or more	<b>Age</b> <input type="checkbox"/> 18-24 <input type="checkbox"/> 25-34 <input type="checkbox"/> 35-44 <input type="checkbox"/> 45-54 <input type="checkbox"/> 55-64 <input type="checkbox"/> 65 or Older			
<b>Average Days in Jail for Current Inmates</b> <p style="text-align: center; font-size: 24pt;">161</p>					

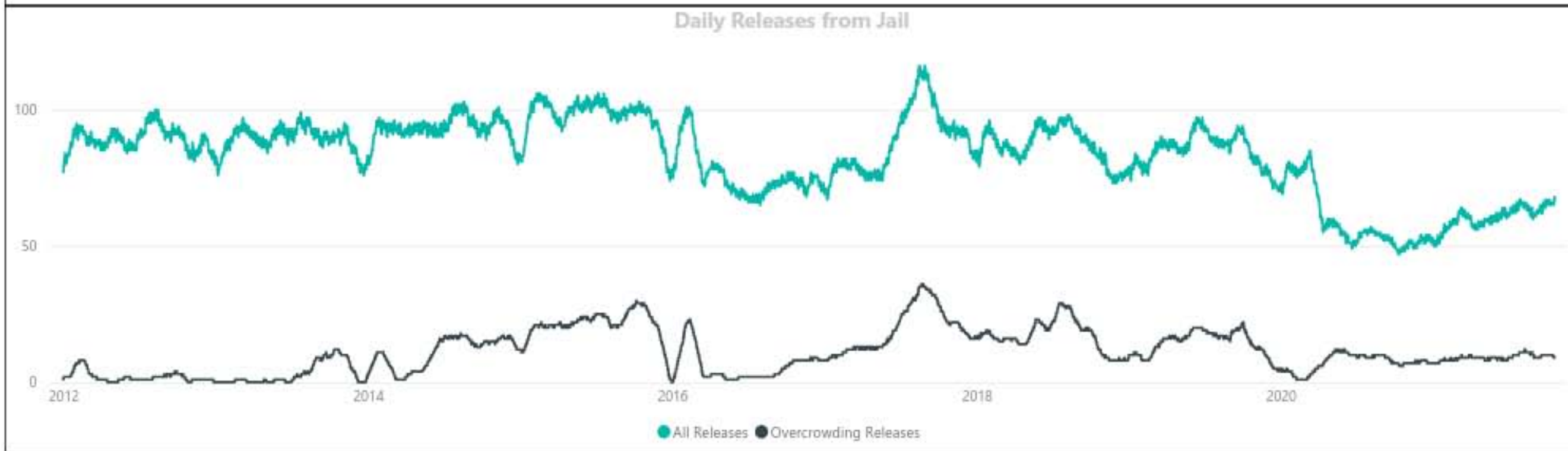
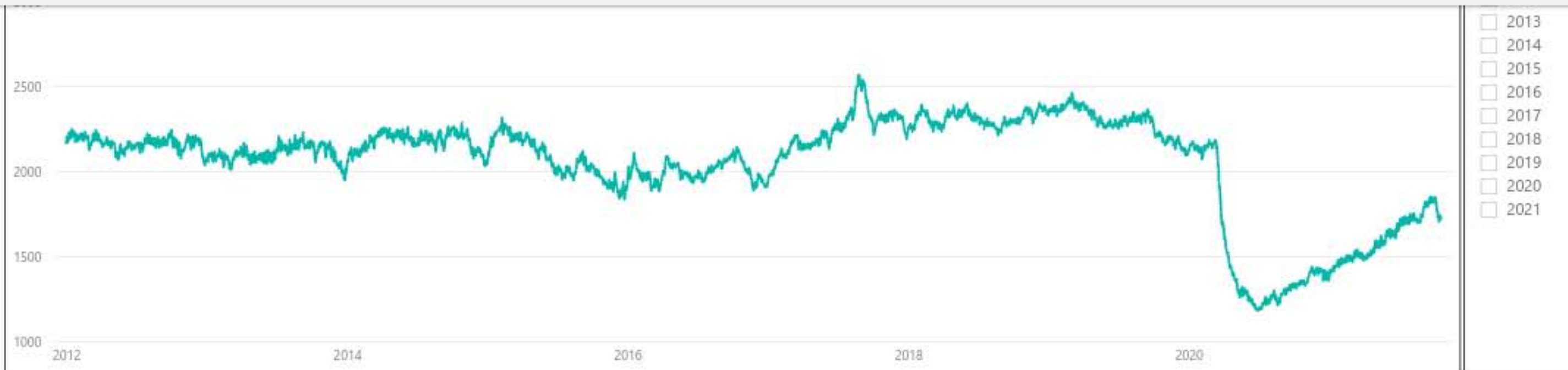
Prior Bookings for Current Inmates





<https://slco.org/sheriff/corrections-bureau/metro--oxbow-jail/jail->

9





## Jail Population Profile

### Description of the Data Collection Methodology:

The "current jail population" displayed on the dashboard includes only those individuals currently in jail. This dashboard is scheduled to auto-refresh each day at 4AM MT.

### Tab 1: Demographics

All of the data used in the graphs on this tab is based on self-reported information at the time of the current booking.

**"Average Length of Stay (Prior 30 Days)"** is the average days spent in jail for all individuals released from jail over the past 30 days. It does not include current bookings.

**"Average Days in Jail for Current Inmates"** shows the average time between the booking date and the current date for all inmates currently in jail.

**"Average Prior Bookings"** is the average number of bookings for each current inmate.

**"Age"** is calculated as of today's date, not the age at booking.

### Tab 2: Booking Information

In any effort to not double-count bookings, we sometimes have to categorize bookings that may have multiple cases associated with the same person.

If an inmate is booked into jail with multiple cases, we will display only one "booking reason" ranked in the following order: 1) new charge, 2) warrants, 3) holds (AP&P, board of pardons, etc.), and 4) commitments (sentenced to jail by a judge).

For example, if an individual has both new charges *and* warrants associated with a booking, the "Booking Reason" will be displayed as "New Charge".

**"Booking Severity"** means first, second or third degree felony, or class A, B, or C misdemeanor. We display only the highest severity charge on all cases associated with the booking. For example, if a person had a first degree felony, and a misdemeanor B, we would only count the first degree felony.

**"Adjudication Status"** displays whether an inmate is sentenced or unsentenced. Inmates may have multiple cases at the time the report is run, but will appear as "Sentenced" if they are serving a sentence on *any* of those cases.

**"Arrests by Agency"** shows the agency who brought the inmate to the jail for the current booking. The bigger the box, the more bookings. It does not imply where the inmate lives, or what court has jurisdiction over the case.

**"Location of Current Population"** shows where the inmates are currently held. Some are contracted to other county jails.

**"Domestic Violence"** shows whether any case for a particular inmate involves Domestic Violence.

**"Charge Category"** shows the highest severity charge for the inmate's booking.

### Tab 3: Criminal History

This tab shows prior bookings, not including the current booking.

### Tab 4: Total Jail Population Time Series

The total jail population graph shows the number of people who were in jail at 11:59 p.m. on a given day, over a period of time.

**"All Releases"** shows the average number of daily releases from jail in the 15 days prior and 15 days after the selected day.

**"Overcrowding Releases"** shows the average number of daily overcrowding releases from jail in the 15 days prior and 15 days after the selected day.