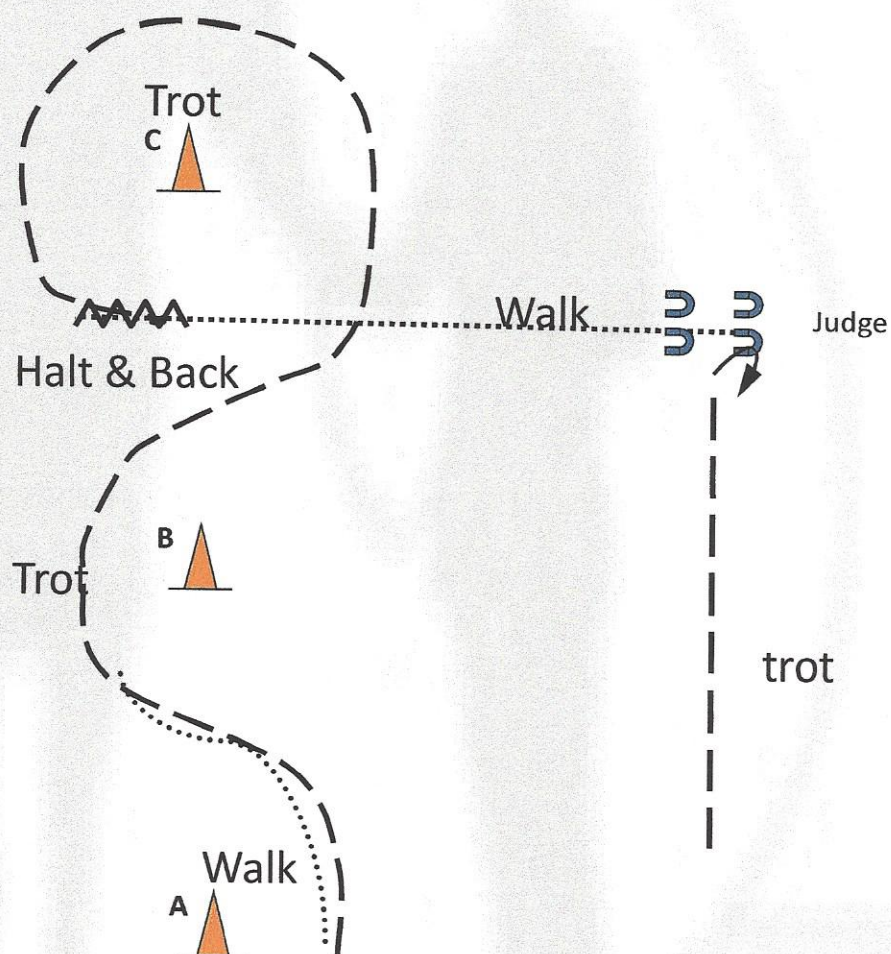


- 1 – Start at the walk, walking forward
- 2 – Back up 5 to 6 steps
- 3 – Walk $\frac{1}{2}$, Trot to judge
- 5 – Set up for inspection
- 6 – When dismissed do a quarter turn and walk away

Class # 6 & 7

Showmanship

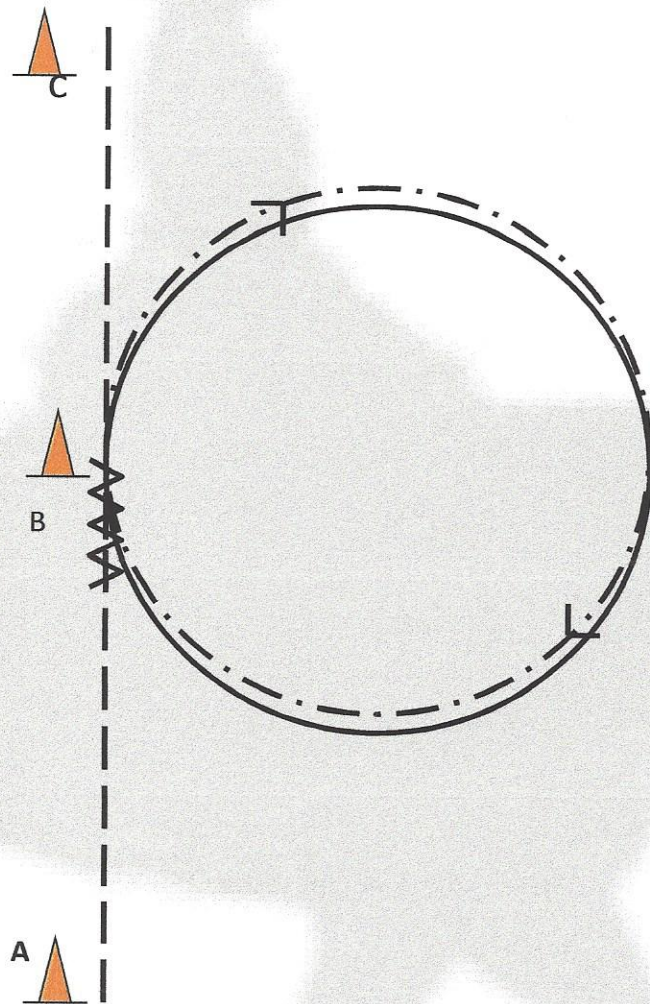


1. Begin at marker A
2. Walk to B then Trot around cone C
3. Halt when between B & C back one horse length
4. Walk to judge and set up for inspection

* $\frac{1}{4}$ turn and Trot back into line

English Equitation

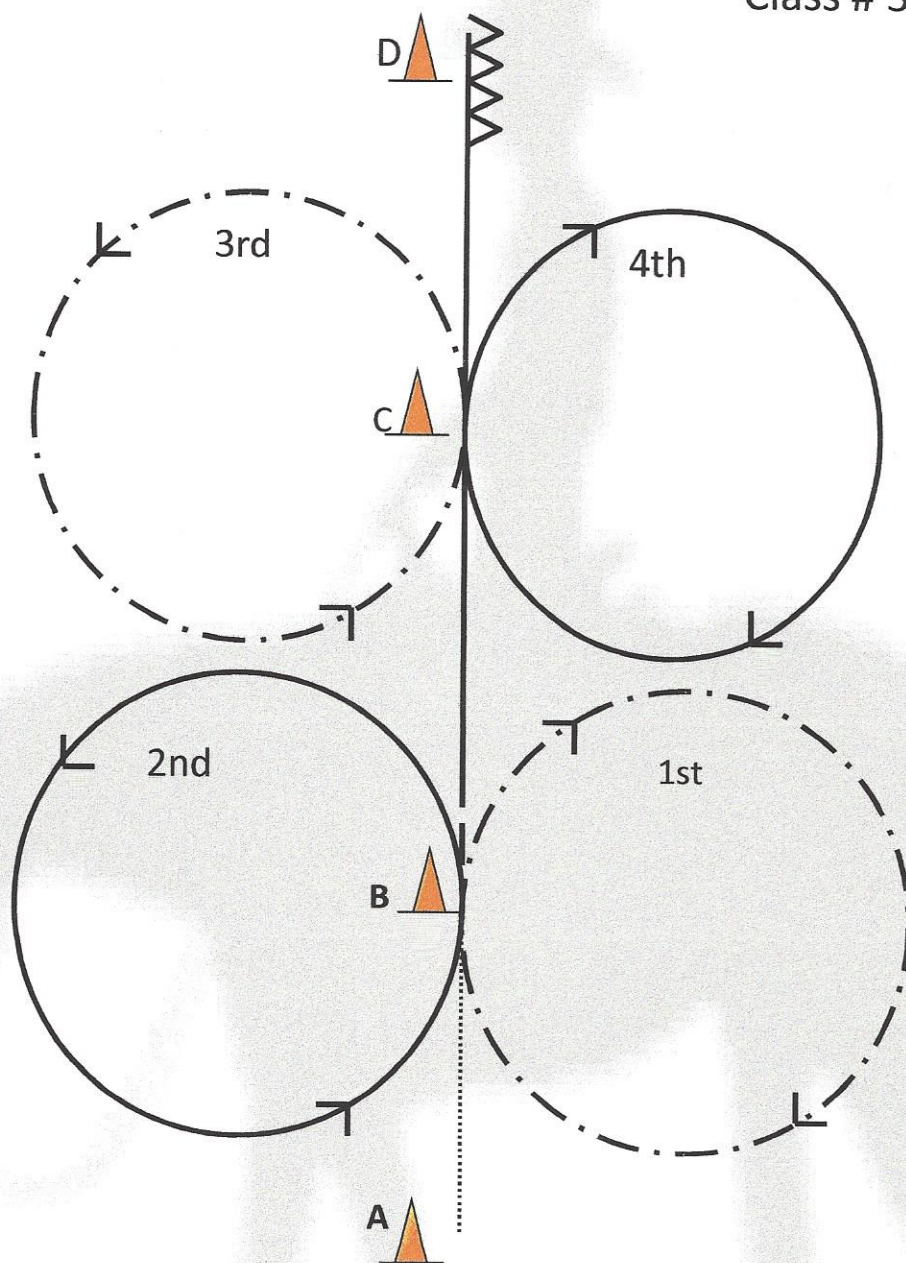
Class # 15 – 16 & 17



- 1 - Sitting trot from marker **A** to marker **B**
- 2 - Rising trot a circle back to marker **B**
- 3 - At marker **B** Canter a circle to the right
- 4- At B halt and back one horse length
- 5- Sitting trot to C and halt to finish

* There will be short rail work one way to the left

Judge ~ Dan Gordon



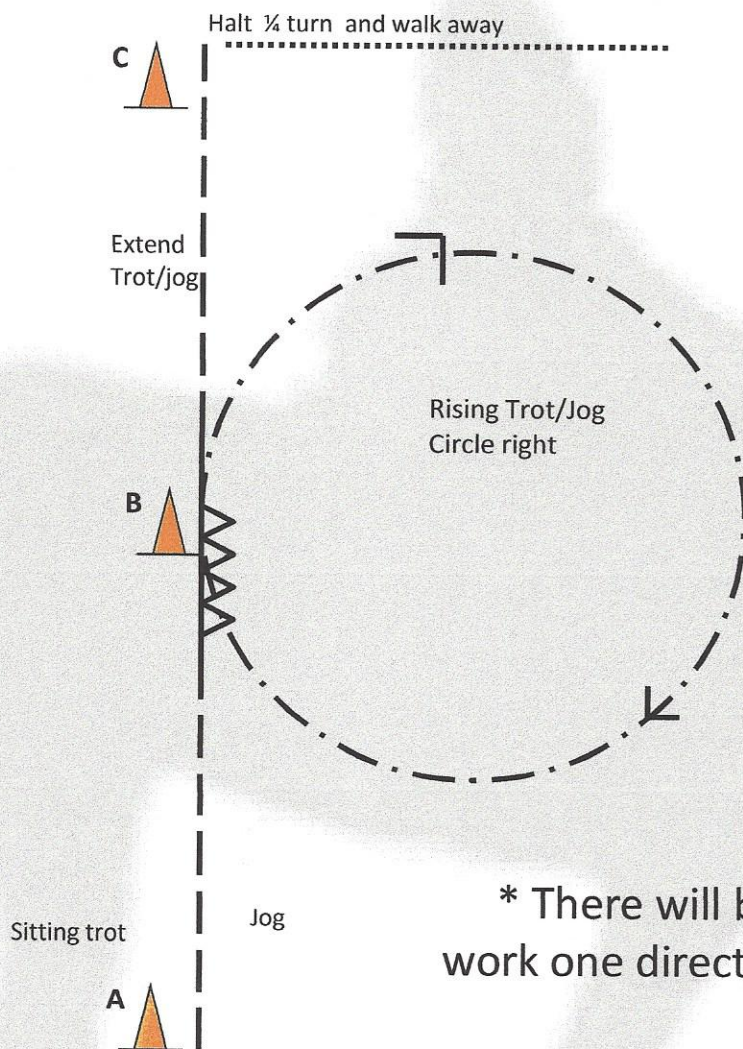
- 1 – Walk from marker **A** to marker **B**
- 2 – At **B** jog a circle to the right
- 3 - At **B** lope a circle to the left continue to **C** on the left lead
- 4 – Brake to an extended jog and circle to the left
- 5- At **C** lope right lead a circle to the right continue to **D** and halt & back 6 steps

*Note No Rail Work

(Walk/Trot/Jog)

Class # 18-19

41-42



* There will be short rail
work one direction

English

- 1- Sitting trot A to B
- 2- At B back 5 or 6 steps
- 3- Rising trot a circle to the right
- 4- Continue trotting straight into line. rising extend to C ¼ turn to the right and walk away

Western

- 1 -Jog from marker A to marker B
- 2- At B halt and Back 5 or 6 steps
- 3- Jog a circle to the right and continue jogging straight into line .B to C extended Jog---halt at C ¼ turn right and walk away