



Our industry expects to increase by almost 300% by the year 2010.

And, we are not in the oil business.

HMG
Hospitalists Management Group
The Best In Hospitalist Medicine

HMG Mailer



Do you know what you're missing?

Hospitalist Medicine is the fastest growing medical specialty in the United States today. We want you to know what you're missing.

Hospitalists Management Group.
A Physician Equity Group.

When you are ready for Hospitalist Medicine, choose the group that offers physicians ownership.

No wonder we are the leader in Hospitalist Medicine.

I am very proud of our model and the tremendous successes we've achieved for our clients, our physicians, and most importantly, our patients.

Please contact me personally for more information.

Dr. Stephen Houff,
CEO, Hospitalists Management Group

HMG
Hospitalists Management Group
The Best In Hospitalist Medicine

866.464.7497 www.hmgdoc.com

HMG Magazine Ad

Select Specialty Hospital **Posters**




**90% Occupancy.
100% Outstanding.**

Without your outstanding service to your team, your hospital and your patients this could not have been accomplished. We are so appreciative of all your hard work and dedication, and it is with great pride that we congratulate you on maintaining 90% occupancy throughout this past year!


You are the specialty in Select.



WE TREAT OTHERS AS WE WOULD LIKE TO BE TREATED



*At Select Medical,
we treat each other with respect
and promote a positive environment where people feel valued.
We are honest and open in our relationships
and straightforward in our communications.*



SELECT SPECIALTY HOSPITAL



Because there is no such thing as too safe

At Select Specialty Hospital we don't believe that it's possible to be too safe, so we are consistently implementing innovative measures, such as our new Rapid Response Team.

Our Rapid Response Team has been trained in assessing and managing significant or unexpected changes in our patients' conditions.

Additionally, our specially trained group of clinicians assess early recognition and expert interventions for our patients' medical conditions.

Questions? Ask any one of our Rapid Response Team Members who you see wearing our symbol.




Select Specialty Hospital Flyers

Select Specialty Hospital Gulfport Referral Guide

Our goal is to make the referral process as easy as possible for you.

Referral Phone: **228-575-7507**
Referral Fax: **228-575-7508**

Learn about our Specialized Programs

- Ventilator weaning
- Complex respiratory conditions
- Infectious diseases
- Complex wound care
- Heart failure
- Medically complex conditions
- Neurological disorders
- Post-trauma care
- Surgical complications
- Renal disorders
- Bariatric care

Questions? We Have Answers...

Visit www.selectspecialtyhospital.com and click on Specialty Hospitals in order to:

- Find a Select Hospital Location
- Obtain Hospital Specific Information
- Read our Patient Success Stories
- Make a Patient Referral
- View our Patient Video
- Obtain Core Programs and Service information

Select Specialty Hospital
Specialized Acute Care
www.selectspecialtyhospital.com

Frequently Asked Questions

Select Specialty Hospital Warren

The staff at Select Specialty Hospital would like to ensure your stay with us is as comfortable as possible. We strive to provide excellent care and personalized service to each one of our patients. We have prepared this document to provide guidance on some of the policies here at Select Specialty Hospital of Warren.

- 1 What are visitation hours and policies?**
Normal visitation is from 12pm-8pm daily. We ask that all visitors be over the age of 12. While we recognize the tremendous value family visitation has on recovery, overnight guests may only be allowed at the discretion of the Director of Clinical Services. Unfortunately, we do not have beds, cots, or shower facilities to accommodate guests. Meals are provided for patients only and will be provided for visitors at the cafeteria in our host hospital. The cafeteria is located on the first floor and hours are posted.
- 2 What is the availability of private rooms?**
At Select Specialty Hospital we have a mix of private and semi-private rooms. We cannot guarantee private rooms for the duration of your stay with us. Room allocation is based on census, individual patient criteria, and location needs.
- 3 When will the therapy teams begin to work with me?**
Physical, Occupational, and Speech therapists work Monday through Friday. Patients transferring to Select Specialty Hospital on Fridays may need to be evaluated by our therapists on Monday, depending on their arrival time. The duration and frequency of therapy is individualized based on patient's status.
- 4 What will be the duration of treatment here at Select Specialty Hospital?**
Patients stay with us at Select Specialty Hospital on an average of 25 days. Some patients require less care and discharge sooner while others may be here a little longer. It would be best to plan for 3 to 4 weeks of care.

Select Specialty Hospital Warren
607 Eastland Ave. Warren, OH 44481 (St. Joseph Health Center)
Main Phone: 330-841-4750
www.selectspecialtyhospital.com

Getting ready to reveal the newest
Select Specialty Hospital


To better serve the Houston community, Select Specialty Hospital Houston has started preparation for our move. We will provide the same innovative patient care for your critical and medically complex patients, but from August 2020, we will be caring for them at our new state-of-the-art location.

- Spacious private rooms with spacious views
- Free Parking
- Reserved Physician parking
- On site CT Scan
- In-house MRI
- On site cafeteria

We will be providing you with up-to-date communication about our move, but please know that we will not stop a beat and will continue to provide a seamless patient experience. We look forward to you visiting our new location in the near future. Look for updates about our move and our Open House.

Select Specialty Hospital Houston
One Dallas Plaza
2130 West Holcombe
Houston, TX 77057
Contact Us with questions at **713-852-7396**

Select Specialty Hospital **Brochures**



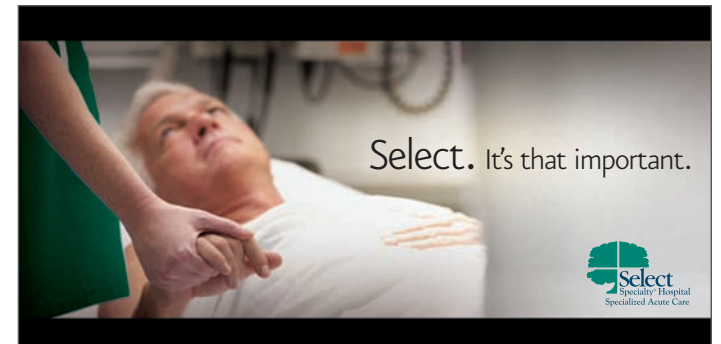
Select Specialty Hospital **Various Collateral**



Patient Discharge Card

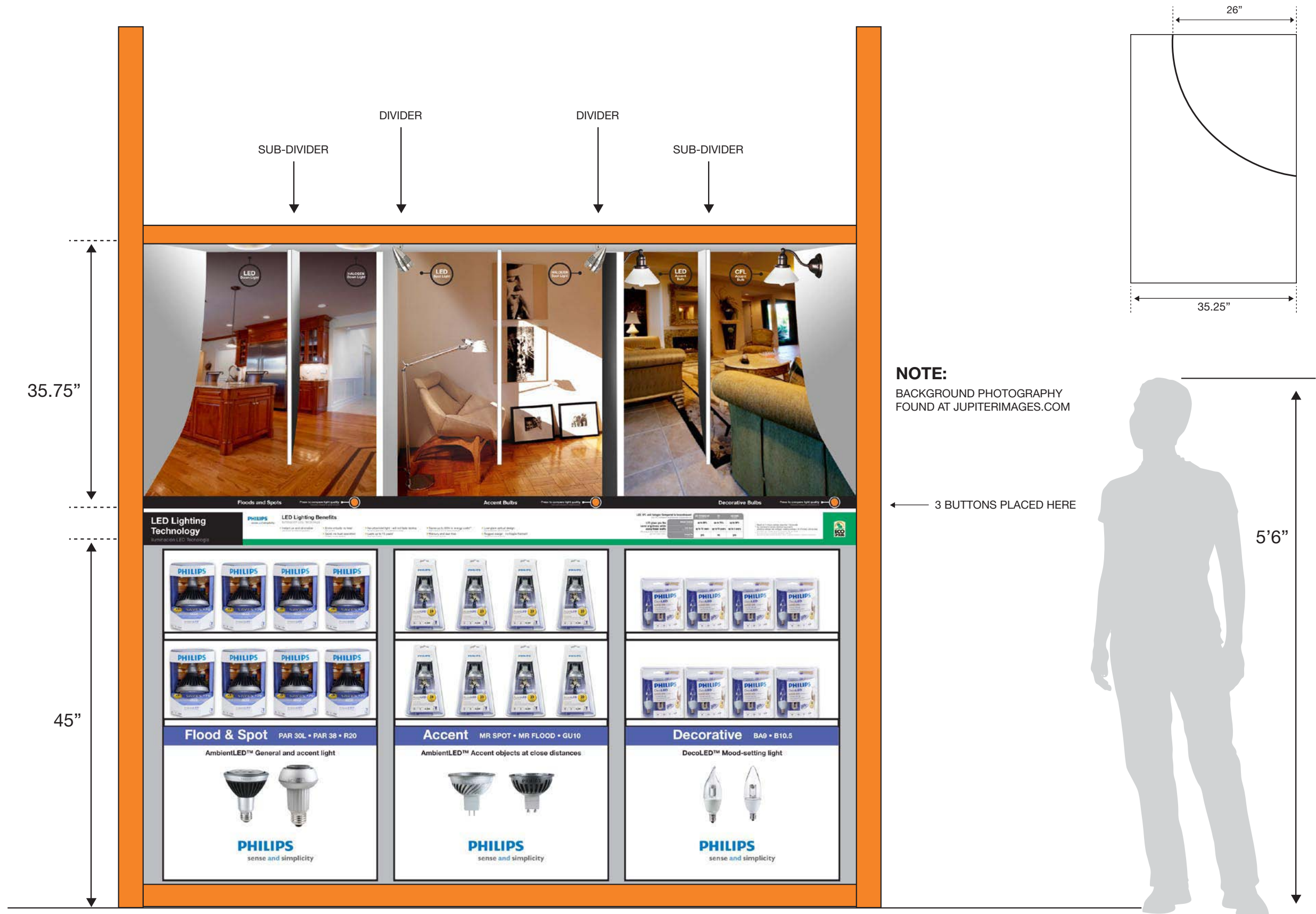


Sample Calendar Spread




Billboard

ELEVATION ENDCAP SIX COMPARTMENT CONCEPT



ELEVATION ENDCAP DIAGRAM

CENTER DIVIDERS WILL BE REMOVABLE FOR PROTOTYPING WITH AND WITHOUT

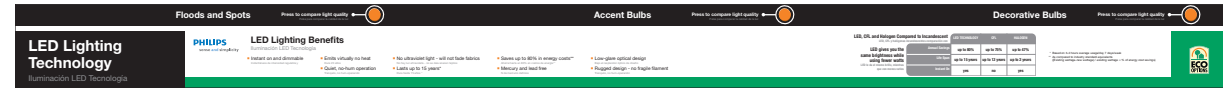
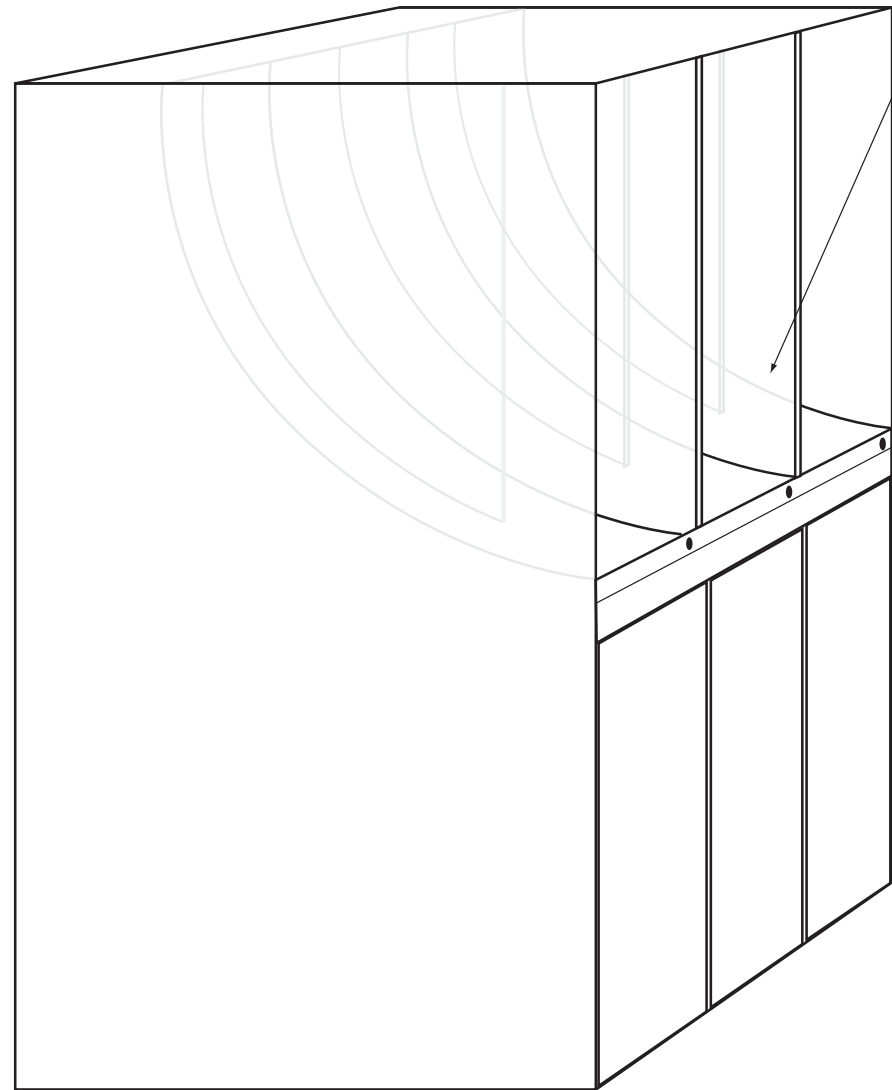


Jupiterimages.com
royalty-free images

DOWNLIGHTING COMPARISON

SPOT LIGHT COMPARISON
CURVED BACK DROP GRAPHIC

ACCENT LIGHT COMPARISON



DECK WITH THREE BUTTON
5.9375" x 86"



SHIPPING BOX GRAPHIC FRONT

Floods and Spots

Press to compare light quality

Accent Bulbs

Press to compare light quality

Decorative Bulbs

Press to compare light quality

LED Lighting Technology

Iluminación LED Tecnología

PHILIPS
sense and simplicity

LED Lighting Benefits
Iluminación LED Tecnología

- Instant on and dimmable
- Emits virtually no heat
- No ultraviolet light - will not fade fabrics
- Saves up to 80% in energy costs**
- Low-glare optical design

LED, CFL and Halogen Compared to Incandescent

	LED TECHNOLOGY	CFL	HALOGEN
Annual Savings	up to 80%	up to 75%	up to 47%
Life Span	up to 15 years	up to 12 years	up to 2 years
Instant On	yes	no	yes

ECO OPTIONS

CREATIVE

Date 4/13/10
Version 2
Sign CREE LED ENDCAP

Size N/A
VM Lew Myers

x3 prod id: 31409 x3 contact: Hillary Zody

NOTE:
This option reflects the actual point sizes and design standards for a 6" beam sign as listed in the latest revision of the Bay Standards Guidelines (HD_SB_022510).

Floods and Spots

Press to compare light quality

Accent Bulbs

Press to compare light quality

PHILIPS
sense and simplicity

LED Lighting Benefits
Iluminación LED Tecnología

- Instant on and dimmable
- Emits virtually no heat
- No ultraviolet light - will not fade fabrics
- Saves up to 80% in energy costs**
- Low-glare optical design

	LED TECHNOLOGY	CFL	HALOGEN
Annual Savings	up to 80%	up to 75%	up to 47%
Life Span	up to 15 years	up to 12 years	up to 2 years
Instant On	yes	no	yes

ECO OPTIONS

* Based on 3-4 hours average usage/day 7 days/week
 ** As compared to industry standard equivalents
 ((Existing wattage-new wattage) / existing wattage = % of energy cost savings)

* De acuerdo con 3-4 horas de uso/el día medios 7 días por semana
 ** En comparación con la industria equivalentes estándar
 ((Potencia en vatios potencia-existentes nuevo) / potencia existentes =% de ahorro energético)

Fluorescent Tubes


Tubos fluorescentes

Choose the Right Tube & Color Tone

Escoge el tubo y tono del color correcto

1 Choose a Diameter

Diámetro del bulbo



2 Choose a Length


Longitud del bulbo

- To determine the correct length, measure from pin to pin. (Do not measure the bulb)
- Most common lengths: 8', 6', 4', 3', 2' & 18"



3 Choose a Connection Type

Elija un tipo de conexión



03.25.10 Version # 1 Sign #
48" x 6" Lew Myers
x3 prod id: 31428 x3 contact: Hillary Zody

Connection Type

Conexión

4 Choose a Shape

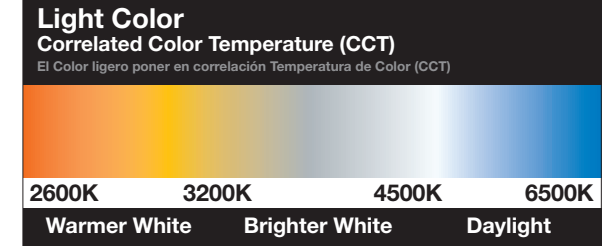
Biso del bulbo



5 Choose the Right Color Tone

Escoge el tono del color correcto

- Color Temperature: The higher the Kelvin (K) number, the more vibrant the light
- Color Rendering Index (CRI): The higher the CRI number, the more accurately colors of objects appear



03.25.10 Version # 1 Sign #
48" x 6" Lew Myers
x3 prod id: 31428 x3 contact: Hillary Zody

Fluorescent Tubes

Tubos fluorescentes

Choose the Right Tube & Color Tone

Escoge el tubo y tono del color correcto

1 Choose a Diameter

Diámetro del bulbo

T12 = 1 1/2"
T8 = 1"
T5 = 5/8"

2 Choose a Length

Longitud del bulbo

To determine the correct length, measure from pin to pin. (Do not measure the bulb)

Most common lengths: 8', 6', 4', 3', 2' & 18"

3 Choose a Connection Type

Elija un tipo de conexión

Miniature Bi-Pin Medium Bi-Pin Single Pin Recessed Double Contact

4 Choose a Shape

Biso del bulbo

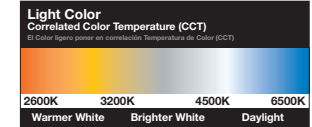
Linear U-Bent Circular

5 Choose the Right Color Tone

Escoge el tono del color correcto

Color Temperature: The higher the Kelvin (K) number, the more vibrant the light

Color Rendering Index (CRI): The higher the CRI number, the more accurately colors of objects appear



THD approval _____ date _____

specs >	date: 3/25/10	project id: 31428	trim: N/A	live: N/A	substrate: N/A	hardware: N/A	x3 team: HZ, KW, MK, BP, NI	printers: TBD
status >	design	prototype	translation	final production				
	initial design 9/8/09	revision (rnd 1) _/_/_	proto. release (rnd 1) 1/21/10	post proto. rev. (rnd 1) 3/25/10	for trans. (rnd _) _/_/_	for trans. approval (rnd _) _/_/_	out for approval _/_/_	release files _/_/_



Soft White 3000K Kitchen, Bath Cocina y Baño <ul style="list-style-type: none"> Creates a comfortable, pleasant atmosphere Crea un ambiente cómodo y agradable Available in 78-85 CRI Disponible en XXCRI 	Neutral 3500K Office Oficina <ul style="list-style-type: none"> Balanced, general purpose lighting Equilibrado, la iluminación general Available in 70-85 CRI Disponible en XXCRI 	Cool White 4100K Garage, Basement Garaje, sótano, taller <ul style="list-style-type: none"> Efficient task lighting Iluminación de la tarea eficaz de la Available in 62-85 CRI Disponible en XXCRI 	Natural Light 5000K Any Room in the Home Cualquier habitación de la casa <ul style="list-style-type: none"> Simulates natural, outdoor light Simula natural, la luz al aire libre Available in 70-98 CRI Disponible en XXCRI 	Daylight Deluxe 6500K Garage, Workshop, Laundry Bañera, Servicio de lavandería <ul style="list-style-type: none"> Creates a cool, refreshing environment Crea un ambiente fresco y refrescante Available in 78-85 CRI Disponible en XXCRI 	<p>Consider replacing all your tubes with a higher CRI to get consistent color tones of your environment</p> <p>Reemplace todos sus tubos con un GRITO más alto (Color que Rinde Índice) conseguir los tonos de colores más coherentes de su ambiente</p>
--	--	--	---	--	--

***K = Kelvin**
Temperature measure of the color tone of light
Medida de la temperatura de Kelvin del tono del color de la luz

CRI = Color Rendering Index
Indicates how light sources show the color of objects, materials and skin tones
Indica como la luz revela el color de objetos, materias y tonos de la piel

03.25.10 48" x 6"
Version # 1 Lew Myers
Sign #
x3 prod id: 31428 x3 contact: Hillary Zody

If you simply want to replace an existing lamp, find the tube codes here:

Specialty Tubes
Tubos especiales

Choose from:

- Blacklight
Blacklight
- Plant
Plantas
- Aquarium
Acuarios

How to Install
¿Cómo instalar?

- Remove tube by gently rotating and then pulling down
Retire el tubo por rotando suavemente y luego tirando hacia abajo
- Install new tube by sliding prongs up into slot and rotating until prongs are positioned horizontally
Instalar un nuevo tubo de deslizamiento dientes hasta en la ranura y girando hasta puntas se colocarán horizontalmente

Earth-Friendly Tubes
Tubos para

- ALTO lamps are better for the environment because of their reduced mercury content
Las lámparas del ALTO son mejores para el ambiente debido a su contenido reducido del mercurio
- Low energy consumption
Consumo de energía baja
- Long lasting
Larga vida

03.25.10 48" x 6"
Version # 1 Lew Myers
Sign #
x3 prod id: 31428 x3 contact: Hillary Zody

Soft White 3000K Kitchen, Bath Cocina y Baño <ul style="list-style-type: none"> Creates a comfortable, pleasant atmosphere Crea un ambiente cómodo y agradable Available in 78-85 CRI Disponible en XXCRI 	Neutral 3500K Office Oficina <ul style="list-style-type: none"> Balanced, general purpose lighting Equilibrado, la iluminación general Available in 70-85 CRI Disponible en XXCRI 	Cool White 4100K Garage, Basement Garaje, sótano, taller <ul style="list-style-type: none"> Efficient task lighting Iluminación de la tarea eficaz de la Available in 62-85 CRI Disponible en XXCRI 	Natural Light 5000K Any Room in the Home Cualquier habitación de la casa <ul style="list-style-type: none"> Simulates natural, outdoor light Simula natural, la luz al aire libre Available in 70-98 CRI Disponible en XXCRI 	Daylight Deluxe 6500K Garage, Workshop, Laundry Bañera, Servicio de lavandería <ul style="list-style-type: none"> Creates a cool, refreshing environment Crea un ambiente fresco y refrescante Available in 78-85 CRI Disponible en XXCRI 	<p>Consider replacing all your tubes with a higher CRI to get consistent color tones of your environment</p> <p>Reemplace todos sus tubos con un GRITO más alto (Color que Rinde Índice) conseguir los tonos de colores más coherentes de su ambiente</p>
--	--	--	---	--	--

***K = Kelvin**
Temperature measure of the color tone of light
Medida de la temperatura de Kelvin del tono del color de la luz

CRI = Color Rendering Index
Indicates how light sources show the color of objects, materials and skin tones
Indica como la luz revela el color de objetos, materias y tonos de la piel

						THD approval _____	date _____
specs	date: 3/25/10	project id: 31428	trim: N/A	live: N/A	substrate: N/A	hardware: N/A	x3 team: HZ, KW, MK, BP, NI
status	design	prototype	translation	final production			
	initial design 9/8/09	revision (rnd 1) _/_/_	proto. release (rnd 1) 1/21/10	post proto. rev. (rnd 1) 3/25/10	for trans. (rnd _) _/_/_	for trans. approval (rnd _) _/_/_	out for approval _/_/_
							release files _/_/_



Fluorescent Tubes

Tubos fluorescentes

Choose the Right Tube

Escoge el tubo correcto

1 Select tube size and description from "chart on right" column

Seleccione la talla y la descripción de la lámpara de "columna de la descripción"

2 Identify the brand of tube to be replaced

Seleccione la talla y la descripción de la lámpara de "columna de la descripción"

3 Choose replacement tubes from brands available and look for these options:

Seleccione la talla y la descripción de la lámpara de "columna de la descripción"

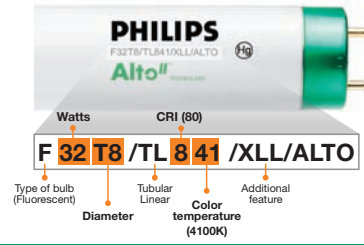
Soft White Neutral Cool White Natural Light Daylight Deluxe

CREATIVE 03.25.10 48" x 6"
Version # 1 Lew Myers
Sign #
x3 prod id: 31428 x3 contact: Hillary Zody

Cross Reference Guide

Description	Philips	GE	OSI
T8 48" 32W 3500K 78 CRI	F32T8/TL735 ALTO	F32T8/SP35/ECO	FO32/735/ECO
T8 48" 32W 4100K 78 CRI	F32T8/TL741 ALTO	F32T8/SP41/ECO	FO32/741/ECO
T8 48" 32W 4100K 85 CRI, Long Life	F32T8/TL841/PLUS	F32T8/XL/SPX41/ECO	FO32/841/XP/ECO
T8 48" 32W 4100K 85 CRI, Extra Long Life	F32T8/TL841/XLL	F32T8/SXL/SP41/ECO	FO32/841/XPS/ECO
T8 48" 32W 5000K 85 CRI	F32T8/TL850 ALTO	F32T8/SPX50/ECO	FO32T8/850/ECO
T8 48" 32W 6500K 85 CRI	F32T8/TL865/PLUS ALTO	F32T8/D/ECO	FO32T8/765/ECO
T8 96" 59W 4100K 78 CRI, Long Life	F96T8/TL741/PLUS ALTO	F96T8/XL/SP41	FO96/741/ECO
T8 22 7/16" 32W 3500K 78 CRI, U-Bent	FB32T8/TL735/6 ALTO	F32T8/SP35/U/6	FBO32/735/6/ECO
T8 22 7/16" 32W 4100K 78 CRI, U-Bent	FB32T8/TL741/6 ALTO	F32T8/SP41/U/6	FBO32/741/6/ECO
T5 46" 28W 3500K 85 CRI	F28T5/835 ALTO	F28W/T5/835/ECO	FP28/835/ECO

If you simply want to replace an existing lamp, find the tube codes here:



For more options, including full case quantities, volume pricing, direct ship and in-store pickup visit the Pro Desk or homedepot.com/lightbulbs

Para una más opciones, inclusive cantidades llenas de caso, dirige buque y dentro de una tienda fonocaptor visita el Profesional Escritorio o en casa Estación en línea

Special Order

More choices available
Buy anytime at homedepot.com

CREATIVE 03.25.10 48" x 6"
Version # 1 Lew Myers
Sign #
x3 prod id: 31428 x3 contact: Hillary Zody

Fluorescent Tubes

Tubos fluorescentes

Choose the Right Tube

Escoge el tubo correcto

1 Select tube size and description from "chart on right" column

Seleccione la talla y la descripción de la lámpara de "columna de la descripción"

2 Identify the brand of tube to be replaced

Seleccione la talla y la descripción de la lámpara de "columna de la descripción"

3 Choose replacement tubes from brands available and look for these options:


Seleccione la talla y la descripción de la lámpara de "columna de la descripción"

Soft White Neutral Cool White Natural Light Daylight Deluxe

Cross Reference Guide

Description	Philips	GE	OSI
T8 48" 32W 3500K 78 CRI	F32T8/TL735 ALTO	F32T8/SP35/ECO	FO32/735/ECO
T8 48" 32W 4100K 78 CRI	F32T8/TL741 ALTO	F32T8/SP41/ECO	FO32/741/ECO
T8 48" 32W 4100K 85 CRI, Long Life	F32T8/TL841/PLUS	F32T8/XL/SPX41/ECO	FO32/841/XP/ECO
T8 48" 32W 4100K 85 CRI, Extra Long Life	F32T8/TL841/XLL	F32T8/SXL/SP41/ECO	FO32/841/XPS/ECO
T8 48" 32W 5000K 85 CRI	F32T8/TL850 ALTO	F32T8/SPX50/ECO	FO32T8/850/ECO
T8 48" 32W 6500K 85 CRI	F32T8/TL865/PLUS ALTO	F32T8/D/ECO	FO32T8/765/ECO
T8 96" 59W 4100K 78 CRI, Long Life	F96T8/TL741/PLUS ALTO	F96T8/XL/SP41	FO96/741/ECO
T8 22 7/16" 32W 3500K 78 CRI, U-Bent	FB32T8/TL735/6 ALTO	F32T8/SP35/U/6	FBO32/735/6/ECO
T8 22 7/16" 32W 4100K 78 CRI, U-Bent	FB32T8/TL741/6 ALTO	F32T8/SP41/U/6	FBO32/741/6/ECO
T5 46" 28W 3500K 85 CRI	F28T5/835 ALTO	F28W/T5/835/ECO	FP28/835/ECO

If you simply want to replace an existing lamp, find the tube codes here:



For more options, including full case quantities, volume pricing, direct ship and in-store pickup visit the Pro Desk or homedepot.com/lightbulbs

Para una más opciones, inclusive cantidades llenas de caso, dirige buque y dentro de una tienda fonocaptor visita el Profesional Escritorio o en casa Estación en línea

Special Order

More choices available
Buy anytime at homedepot.com

THD approval _____ date _____

specs ▶	date: 3/25/10	project id: 31428	trim: N/A	live: N/A	substrate: N/A	hardware: N/A	x3 team: HZ, KW, MK, BP, NI	printers: TBD
status ▶	design	prototype	translation	final production				
	initial design 9/8/09	revision (rnd 1) _/_/_	proto. release (rnd 1) 1/21/10	post proto. rev. (rnd 1) 3/25/10	for trans. (rnd _) _/_/_	for trans. approval (rnd _) _/_/_	out for approval _/_/_	release files _/_/_

CLIENT FILES

DPI

PROTO

ESPAÑOL

SIGN #

INSTALL GUIDE


SIGN MANUAL

NOTES





SKU	242-991	256-462	256-462	256-731	256-416	256-135	254-758
DESCRIPTION	TOILET INSTALL. KIT	NO-SEEP NO. 3	NO-SEEP NO. 3	WAX EXTENDER KIT	NO-SEEP NO. 10	NO-SEEP NO. 1	BOL-WAX NO. 1

 CREATIVE	02.22.10	Size N/A
	Version # 2	Low Myers
	Sign # N/A	
	x3 prod id: 31361	x3 contact: Hillary Zody



RED LINE INDICATES DIE LINE.



FRONT
 SIZE: 32.5CM X 7.5CM



3-TIER SIGN & RENDERING

**6 MONTHS
NO INTEREST
IF PAID IN FULL
WITHIN 6 MONTHS***

\$299 MINIMUM
PURCHASE REQUIRED.

Interest will be charged to your account from the purchase date if the purchase balance (including premiums for optional credit insurance) is not paid in full within 6 months or if you make a late payment.



PLUS

SAVE 10% MORE**

WHEN YOU USE THE HOME DEPOT®
CONSUMER CREDIT CARD
ON MOST

- Batteries
- Light bulbs
- Trash bags
- Furnace filters

6 meses no interés si pagó la deuda entera dentro de 6 meses

\$299 Compra Mínima Requerida.

El interés será cargado a su cuenta a la fecha de la compra si el balance de la compra (incluyendo primas por el seguro opcional de crédito) no se pagó la deuda entera dentro de 6 meses ni si se hace un pago tarde.

Más guarda 10% más

cuando utilice el Tarjeta de Crédito de Home Depot® Tarjeta de Crédito al consumidor en la mayoría de los baterías, los focos, desechos.

Oferta por tiempo y zona.

**Use the card.
Do more.**



**6 MONTHS
NO INTEREST
IF PAID IN FULL
WITHIN 6 MONTHS***

\$299 MINIMUM
PURCHASE REQUIRED.

Interest will be charged to your account from the purchase date if the purchase balance (including premiums for optional credit insurance) is not paid in full within 6 months or if you make a late payment.



PLUS

SAVE 10% MORE**

WHEN YOU USE THE HOME DEPOT®
CONSUMER CREDIT CARD
ON MOST

- Batteries
- Light bulbs
- Trash bags
- Furnace filters

6 meses no interés si pagó la deuda entera dentro de 6 meses

\$299 Compra Mínima Requerida.

El interés será cargado a su cuenta a la fecha de la compra si el balance de la compra (incluyendo primas por el seguro opcional de crédito) no se pagó la deuda entera dentro de 6 meses ni si se hace un pago tarde.

Más guarda 10% más

cuando utilice el Tarjeta de Crédito de Home Depot® Tarjeta de Crédito al consumidor en la mayoría de los baterías, los focos, desechos.

Oferta por tiempo y zona.

**Use the card.
Do more.**



SIDECAP SIGN & RENDERING

**SAVE
10% MORE***
ON EVERYDAY ITEMS

**WHEN YOU USE THE HOME DEPOT®
CONSUMER CREDIT CARD**

Offer good on most batteries, light bulbs,
trash bags & furnace filters*

Guarde 10% más* en artículos diarios
cuando usted utiliza La Estación de Casa®. Oferta de Tarjeta
de Crédito al consumidor buena en la mayoría de

PLUS

- **Free first hour of truck rental****
Liberte primero hora de renta de camión**
- **Special financing
available every day***
El financiamiento especial
disponible cada día*

1234 5678 05

Use the card. Do more.



LIGHT BULBS AISLE VIOLATOR & RENDERING

**SAVE
10%
MORE***

**WHEN YOU USE
THE HOME DEPOT®
CONSUMER CREDIT CARD**

Save on every
GE, Sylvania,
Philips, FEIT,
TCP and ECO
Smart light bulb.

*Subject to credit approval when used
with The Home Depot Consumer
Credit Card. Valid in-store only.

Guarde 10% más cuando
usted utiliza La Estación
de Casa® Tarjeta de
Crédito al consumidor.
Guarde en todos suministros
limpios situó en este pasillo.

**Use the card.
Do more.**



FURNACE FILTERS AISLE VIOLATOR & RENDERING



**SAVE
10%
MORE***

**WHEN YOU USE
THE HOME DEPOT™
CONSUMER CREDIT CARD**

Save on all
furnace filters
located in
this aisle.

*Subject to credit approval when used with The Home Depot Consumer Credit Card. Valid in store only.

Guarde 10% más
cuando usted utiliza
La Estación de Casa®
Tarjeta de Crédito
al consumidor.

Guarde en todos suministros
limpios situo en este pasillo.

El programa de descuentos de precios de esta tarjeta de crédito está sujeto a los términos y condiciones de la tarjeta de crédito. No se aplica a todos los productos y servicios. Véase el reverso de la tarjeta de crédito para obtener más información.

**Use the card.
Do more.**





BATTERY CHANNEL SIGN & RENDERING

Save 10% More On All Household Batteries
Save 10% on Energizer, Duracell, Energizer and Rayovac Batteries when you use The Home Depot Consumer Credit Card. Some restrictions apply. See store for details. ©2014 Home Depot. All rights reserved.

Guarde 10% Más En Todas Baterías de la Casa
Use the card. Do more.







This Sign is repeat fo fill the space

CARPET SAMPLES SHOWN ABOVE ARE FPO

CLIENT FILES

DPI

PROTO

ESPAÑOL

SIGN #

INSTALL GUIDE

SIGN MANUAL

NOTES

THD approval _____ date _____

specs ▶	date: 3/8/10	project id: 31350	trim: N/A	live: N/A	substrate: N/A	hardware: N/A	x3 team: HZ, KW, MK, BP	printers: TBD
status ▶	design	prototype	translation	final production				
	initial design 9/8/09	revision (rnd 1) _/_/_	proto. release (rnd 1) 1/21/10	post proto. rev. (rnd 4) 3/8/10	for trans. (rnd _) _/_/_	for trans. approval (rnd _) _/_/_	out for approval _/_/_	release files _/_/_



SAMPLE CARD SHOWN.
FINAL WOULD EXTEND
TO ALL CARDS

