



Feb. 2018 –June. 2018

**President: Marie-P Babin**  
1027 Black School Rd.  
Woodville, On. K0M 2T0  
705-374-4069  
autumwynd@eastlink.ca

**Vice-President: Eileen Fisher**  
53 Walkerton Dr.  
Markham, On. L3P 1H9  
905-294-7016  
eileenfi@sympatico.ca

**Secretary: Maryke Warwick**  
147 Ramona Blvd  
Markham, On. L3P 2K9  
905-471-4053  
maryke5024@gmail.com

**Treasurer: Anne Whan**  
77 Hillcroft St  
Oshawa, On. L1G 7H9  
905-571-3587  
tedwhan@sympatico.ca

**Social: Dorothy Phillips**  
108 Violet St.  
Barrie, On. L4N 9M8  
905-836-5866  
db.phillips@rogers.com

**Equipment:**  
Eileen Fisher

**Newsletter Editors:**  
Maryke Warwick  
Marie-P Babin

**Webmaster: Connie Gavin**  
8210 Hwy 62 RR#1  
Foxboro, On. K0K 2B0  
613-969-0328  
conniegavin@hotmail.com

[www.crosscountrytrackingclub](http://www.crosscountrytrackingclub)

## CCTC UTD & UTDX Test April 22, 2018. Judged by Sharon Smith



Today was the 1st Springtime weather for the year with sunshine and 15\*. We had 3 UTD dogs entered and 2 UTDX dogs. They all went off their tracks enough to get the dreaded whistle. Seeing we still had snow and ice storms till last weekend, none had a chance for too many practice tracks.

Left to right Tracklayers were; Steve Hill, Vivien Brennan, Stephanie McMahon, Eileen Fisher & Maryke Warwick. Our judge Sharon Smith with her two dogs, Dachshund "Gibbs" and German Shepherd Dog "Vegas" down by Lake Ontario in Whitby..

Some other Club members also came to give their support.. Left to right in lower picture are, Steve Hill talking with Gail Gordon, Anne Whan (treasurer) Eileen Fisher (vice President & test sec.) & Connie Gavin (webmaster & zone 5 Tracking Rep.)



**CCTC Urban test. TD & TDX May 6, 2018.  
Judged by Laura McKay**



The quick change from Winter to Spring weather may have been the cause of no passes in our TD & TDX test. Suddenly into green grass without a chance to practice much. We were all so hoping for some passes. We'll try again since we know these dogs have done great tracks in the past. We had a Jack Russel Terrier and a Golden Retriever in the TD and in the TDX, we had another Golden Retriever, a German Shepherd Dog, a Doberman Pinscher and a Std. Poodle.

**“Sydney”** getting a head start in Tracking with Anne Whan...





**Club Members Tracking in the Snow on a Sunny January Day...**



Gail & Tootie



Anne, Gail & Lynda



Marie



Lynda & Savannah



Anne & Marie



Anne, Gail & Trooper



Lynda & Savannah did their 1st cross-track



Tricia with Sterling indicating the article

Anne with Trooper followed by Tricia




## New Little Trackers...



**“Sydney”**

Buddington’s Down Under  
Born Jan. 21, 2018  
Down sized from Golden Retrievers to a  
little Cavalier King Charles Spaniel for  
**Anne Whan**



**“Sunny”**

Masonridge Sunny At Treasurehunt  
Born Feb. 18, 2018  
Owned by **Peggy Masanotti**

**Congratulations**

**“Maze”**

Raina Von Rothhaus  
Baby German Shepherd Dog born Jan. 5, 2018.  
Owned by **Gladys Kinsman**





**Bev Wiggins received an Honourary Membership from the Club !!**

This honour is decided by the executives when it's warranted by a Club member with many years of dedication. Presented by Club Pres. Marie. Bev is one of our original members from 1996 who has helped the Club in many ways and the Club has been very appreciative to have her property as our head quarter. We've also all enjoyed her Berries in a Cloud at the TD & TDX tests !!



## CCTC Members' Brags...


### “Ubi”

“Ubi” earns an AKC Novice scent Title INTL, UKC NV CH Brantwood's Man In The Moon TKN, PTN, AKC SCN

Owned by **Kathleen Dahmer**

On Saturday, May 12th, Ubi was entered in his first NACSW (National Association of Canine Scent Work) trial. He earned his NW1 title. On Sunday he earned a leg toward his L1 vehicle title by passing 3 of 4 vehicle searches. He is the second kuvasz (the first male), to earn a NW1 title.

NACSW titles are different from AKC and UKC scent work titles. Titles in those organizations are earned by successfully finding odor hides in the individual elements (containers, interior, exterior, vehicle, buried). The organizations require a number of successful searches to earn each title but these can be earned over a number of trials. NACSW requires all 4 searches (container, interior, exterior and vehicle), to be successfully completed on the SAME day at the same trial. This requires a dog to be proficient in all searches.



“Allie” finished her CSL4-F agility title by earning her 4th jumpers Q with a first place finish. To earn this title, Allie had to get 4 Qs in jumpers and 4 Qs in full house. Allie is now 11. Kathleen is so happy that she is still having fun playing agility with her.

### “Allie”

MBISV, BISS, MRBIS, BISSV AKC, CKC, SVCH. INTL, UKC CH Brantwood's Sweet Vanilla Eclair AKC/CKC RE, CD, AKC BN, GN, OAP, OJP, OFF, TKN, TKI, RATI, RATN, CSL4-H, CL3-F, CL3-R, CL2-S, NAC, OPA, ROAA, SAPA, JAPA, BHPA, VOAA CSL4-F

Both Kuvasz are owned by **Kathleen Dahmer**.



## More CCTC Members' Brags.....

### “Gracie”


CH. Northrock's Goodness Gracious CGN

“Gracie” the Barbet earned her CGN

March 11, 2018 and then finisher her Conformation

Championship March 25, 2018 at only 10 months

Owned by **Stephanie Dixon**



Stephanie earned two Championships on the same weekend on her two Barbets  
**Gracie & Summer**

### “Summer”

URO1 UCH CH. Nuphar's Soak Up The Sun RN PCD CGN

“Summer” earned her CKC Championship  
March 24, 2018

Owned by **Stephanie Dixon**



## More CCTC Members' Brags....



### “Grail”

Cavanhill’s Act of Courage Scent Detection Champion

“Grail” earned his **Scent Detection Championship**  
March 31, 2018.

Owned by **Victoria Vidal-Ribas**



### “Casey”

OTCHX Longgun's Sharp Shooter CGN NP  
IPS RA JH WC AGN AGNJ AGIS

“Casey” earned his **OTCHX** April 8, 2018

Owned by **Anne Whan**



## CCTC Members' Brags...



### “Elroy”

UKC CH. U-RO3 GCH. Castlegar Elroy At Autumwynd CDI RE CGN N-TD AKC RN  
“Elroy” earned his **AKC RN Title** at the Pioneer Valley Labrador Specialty in Massachusetts on May 12, 2018.

He also earned his **CDI** at the Labrador Owners’ Club Specialty June 1/18

On June 3/18 he won a **Best Opposite Sex** in Conformation at the Specialty under Manuel Quejeiro of Mexico.

Owned by **Marie-P Babin**

### “Sterling”

U-RO1 Reynard's Folly Sterling CGN PCD CD  
RI RA CRN CA UKC Spot ITD

“Sterling” earned a **Novice Trick Title** and his  
**Intermediate Trick Dog Title** Feb. 11. 2018

Owned by **Tricia Budrow**



## CCTC Members' Brags.....



### **“Ella Mae”**

FC. Gabriella Mae  
finished her **AKC Field Championship**  
on May 20, 2018.

Just after her 1st Birthday in Western  
Pennsylvania

Owned by **Pamela Burns**

**“Emma”**  
BPIG Ch OTCh Sansouci's Gem North Of Forty-Nine,  
Am CD, Can RE, Am RN, Can/Am TDX, UTD,  
NAVHDA NA Pz I, Am JH, \*FD\*, CGN

**“Emma”** finished her **Field Dog Title !!**  
Owned by **Laura Wright.**






And More Club Members' Brags.....

**"Cassie"**

Pinebank's Sundance at Santosha TD RA WC JH.

**"Cassie"** passed her first Novice B Obedience leg and finished her **Rally Advanced Title** on June 3/18 !!

Owned by **Laura McKay**




**"Tenor"**

TCH OTCH Pinebank's Encore Performer SH WCX RE.

**"Tenor"** didn't get any title, but he did get his third **OTCHX leg**. His scores were 193 in Utility B and 195 in Open B and a (High in Trial) **HIT**

Owned by **Laura McKay**

## More CCTC Members' Brags...



**“Allie”**

MBISV, BISS, MRBIS, BISSV AKC, CKC, SVCH. INTL, UKC CH Brantwood's Sweet Vanilla Eclair AKC/CKC RE, CD, AKC BN, GN, OAP, OJP, OFP, TKN, TKI, RATI, RATN, CSL4-H, CL3-F, CL3-R, CL2-S, NAC, OPA, ROAA, SAPA, JAPA, BHPA, VOAA CSL4-F FD

**“Allie”** earned her Farm Dog Title April 8/18

Owned by **Kathleen Dahmer.**



**“Zina”**

Batik Simply Amazing NTD PCD RN

**“Zina”** earned her Rally Novice Title  
May 6, 2018

Owned by **Irene Mullan**



**Gone But Never Forgotten.....**



**“Emma”**

July 2007—April 2018.




Bournecrest Morning Glory Emma TDX CGN



Owned by **Tascha Gagnon**

WebMD

# HOW OLD IS Your Dog IN HUMAN YEARS?

SIZE OF DOG	Small	Medium	Large
	 20 lbs or less.	 21 - 50 lbs.	 More than 50 lbs.
AGE OF DOG	AGE IN HUMAN YEARS		
1 year	15	15	15
2	24	24	24
3	28	28	28
4	32	32	32
5	36	36	36
6	40	42	45
7	44	47	50
8	48	51	55
9	52	56	61
10	56	60	66
11	60	65	72
12	64	69	77
13	68	74	82
14	72	78	88
15	76	83	93
16	80	87	120

Sources: Purina. National Pet Wellness Month. Humane Society.

## Human Foods Dogs Can & Can't Eat

**CAN**  **CAN'T**

**AGE DOG TRAINING**

**CAN**

- APPLE
- BANANAS
- BLUEBERRIES
- CANTALOUPE
- CARROTS
- CHEESE
- CHICKEN
- EGGS
- GREEN BEANS
- HONEY
- KIWI
- MANGO
- OATMEAL
- PEACHES
- PEANUT BUTTER
- PEARS
- PINEAPPLE
- COOKED POTATOES
- PUMPKIN
- RICE
- SWEET POTATO
- YOGURT

**CAN'T**

- ALCOHOL
- AVOCADO
- CAFFEINE
- CHOCOLATE
- COFFEE
- FAT TRIMMINGS
- GARLIC
- GUM
- GRAPES
- MACADAMIA NUTS
- MILK
- MUSHROOMS
- ONIONS
- PITS AND SEEDS
- POTATO SKINS
- RAW POTATO
- RAISINS
- RHUBARB
- SALTY FOODS
- TEA
- WALNUTS
- YEAST AND DOUGH

### New Member;

Barb Freer. Woodville On. Australian Shepherd [timingstuff@hotmail.com](mailto:timingstuff@hotmail.com)

### New Breed for ;

Anne Whan: Oshawa On. Golden Retrievers and now also a Cavalier King Charles Spaniel



## To Flag Or Not To Flag That Is The Question

By Rosemary Janoch

When someone comes to me looking for guidance on how to start tracking with their dog I always suggest the individual get some flags so each track can be carefully marked. Invariably, the individual will come back to see me in a couple of weeks and tell me their dog is not tracking but rather is just running from flag to flag. This statement is generally followed by the very predictable statement "So I no longer use flags on my tracks." Since folks in the Midwest can't be all that different from the folks many of you are helping to track, let me suggest how you might reply to a student of yours that is reluctant to use flags to mark their tracks.

First, in my 30 years of tracking dogs I have only seen one dog that truly ran from flag to flag without actually tracking. And although all of us would like to believe our own dog is incredibly special, he probably isn't. Our own dog is likely to be a run-of-the-mill normal dog and not that "one in a million" dog that can follow flags. In fact, I can put most people in a field with flags and even they can't follow the track using the flags and the people are in the six foot tall range where they can clearly see the flags and not in the 24" tall range where most of the flags can't be seen anyway. So just seeing flags doesn't mean you would be able to figure out where the track goes.

The vast majority of people do not walk in a straight line. That is why people who get lost in the woods often find that after days of walking, they are right back where they started. We all have one hip, knee, or ankle that is not as strong as the other one is and so almost all of us will arc to one side or the other when we walk. Experienced trackers have many little tricks they have developed over the years to prevent the arcing, but beginners to the sport definitely need to use flags so that they clearly see where the track goes. They might believe they headed for the oak tree but the flags clearly show they are really headed toward the big pine to the left of the oak. What good could possibly come from correcting a dog for heading for the pine when we firmly believe the track is headed for the oak? Flags can prove to be indispensable for non-straight walking individuals.

Since the beginning stages of training involve using flags every ten or twenty paces, the dog could very likely see the next flag in the line and might be tempted to run to the next flag he sees. Most dogs will do this only if there is a reason to run to a flag. People who put articles at each flag or a cookie at each flag are inadvertently teaching their dog that a flag is significant and rewarding. I generally don't teach my dogs to track with food so food drops at flags are not an issue for me. When I drop an article I usually drop it several feet after the final flag. So flags for my dogs have no meaning.

If you have accidentally taught your dog to pay attention to flags by dropping cookies and articles at the flags, the solution is not to remove the flags but rather to use so many flags that they once again become meaningless to the dog.

I know that good obedience trainers use this concept when a dog gets confused on an exercise. Say for example your dog is starting to drop on recall before you give the signal to drop. Some trainers would avoid the problem by doing many straight recalls during training and not dropping the dog at all except at a show. This strategy might work for a few shows but I don't believe it is really helping the dog to understand the exercise. Why not do many straight

recalls interspersed with many drops until the dog has been helped to see the difference between the two exercises?

If my utility dog wants to do his go out to the spot where he just picked up a glove, I don't stop doing the glove exercise before the go-out. I just toss gloves all over the ring and send my dog to his go-out location and make it clear to him that when I say "Look" he is to focus on the stanchion on the opposite side of the ring and not be gawking at all the gloves that are on the floor.

So the point I want to make is to not avoid the problem by removing the flags from the track but rather to put dozens of flags out there in the field so that the sight of a flag is irrelevant to the dog. Won't that be a good thing for the time a tracklayer accidentally leaves a flag out in the field on test day?

If you truly believe you have one of those special dogs that run to the next flag instead of tracking, try putting in the track in Figure 1. It is a simple TD track that allows the dog to continue forward if he simply wants to run to the next flag in the line and ignore the first turn. At the first turn he can see a flag 50 yards to the right and 50 yards to the left which again tests his commitment to the track rather than to the flags. If you look at Figure 2 you will see the field through the dog's eyes. There are simply a bunch of flags in the field that are equally spaced 50 yards apart. I think you will find your dog does the track and ignores the flags. Flip the track in Figure 1 around and use the mirror image of it to practice your dog's flag awareness on a different day.

So what's the big deal with flags anyway? Why would we want to use them at all? The answer to this question is simple: Because we need them. We want to always use the two flags at the start of the track to acclimate our dog to the sight picture the dog will see at a tracking test. We want to use flags along the way so that we can concentrate on reading our dog's body language and not have to concentrate on figuring out where the track goes. We want to use flags not only at the corners but also randomly placed along the legs of the track to keep us from arcing or wandering between corners. These intermediate flags can also be placed to warn us of an upcoming hazard like a well hidden gopher hole that we don't want to step in. Intermediate flags also help to build our confidence in our dog as we watch him track within inches of the flag. We know for certain he is dead on the track at that point and it gives us the opportunity to study his tracking posture and to praise him.

As my dog's tracking skills improve and I begin serious TDX training, I continue to use flags (or other markers like brightly colored clothespins) to mark the tracks because the cover is getting more challenging for my dog. I train woods regularly and I always will mark the entrance and exit from any substantial woods I am walking through. If the woods are wide open I will use flags to mark the track. If the trees are dense, I tend to clip clothespins on the branches. But either way the track is clearly marked.

If you have difficulty remembering whether a flag is a corner flag or just an intermediate flag, try getting different colored flags. Use one color flag to mean a corner, another color to indicate an article, and still another color to just mean "keep on going" for those really long legs. I do the same thing with the brightly colored clothespins. All of my clothespins are spray painted in blaze orange so that I can see them at a distance, but I tie a colored streamer of cloth on each clothespin so I know what is about to happen. Clothespins with a blaze orange piece of cloth hanging from them just mean I am on the track. I might use many of these to keep me on the track as I move through the woods. I hang one every few yards on the branch of a tree to keep me going in a straight line.



When I see a clothespin coming up that has a bright yellow streamer on it I know the dog is coming up to an article. A pink streamer means we are at a turn.

Flags can also help you meet new people and educate the public on your favorite sport. I have had many people stop me in the park and ask me what I am doing when they see me putting flags into the ground. They are fascinated to find out that there are people really training for this sport and often stand around long enough to watch me run the track with my dog. When they start asking you if there are any tracking classes they could take with their own dog, you know you have them hooked!

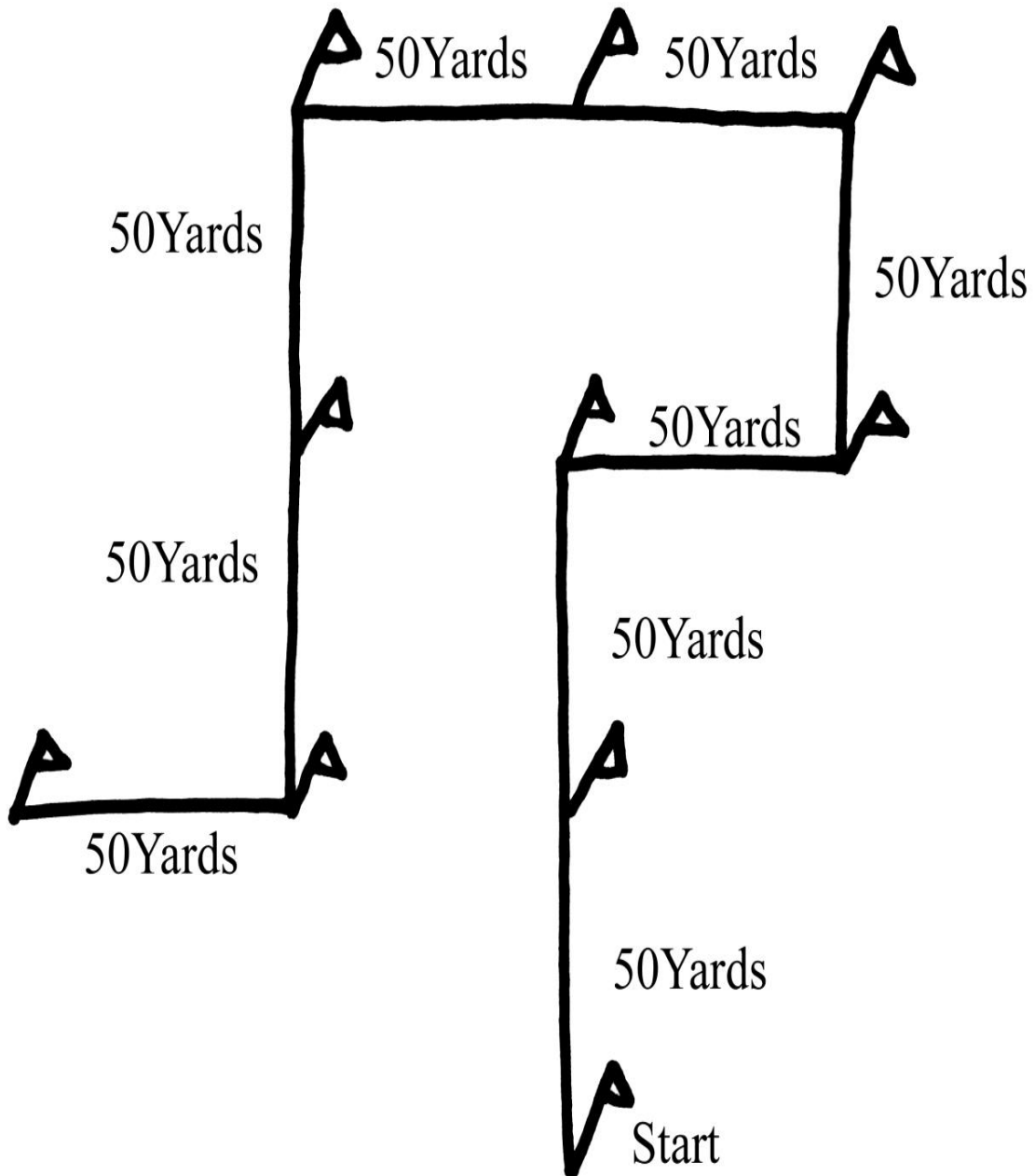
So when would you not want to use flags? There are three times that I can think of. The natural one that most people would think of first is if you want to run a blind track. It is always good to run a blind track to test your ability to read your dog before entering a test. This would mean a blind track at each level of tracking. You should successfully run a blind TD track before you phone a tracking judge to certify your dog. You should be able to do the same successful blind track at the TDX and VST level before you enter your dog in one of the advanced tests.

The second occasion where I would not use a flag to mark the track would be if I were getting ready to run a blind track. With a green dog, I don't generally take all the flags away at once and just run a blind track with him. I will have someone put in a track with all the flags present except the one that marks the final article. If the dog and I do that track successfully then I might ask for a track with all the flags there except for the article flag and the flag on the last turn. Now I am letting the dog and me settle in to the track by doing several turns before running the end of the track blind. I gradually let all the flags disappear except for the flag on the first turn. An amazing number of dogs are wild at the start of a track and then settle down after they have made that first turn so that is the last turn marker I am willing to give up. When I give up that last flag, I am ready to get my dog certified.

The final instance where I don't use flags is when Mother Nature has given me an unmistakable ground marker and a flag is simply not needed to mark the turn. Be careful with this technique, however, as I have seen it backfire. A good friend I track with once told me she thought her Springer was getting wise to the flags and so she did not put a flag at one turn in her track where an obvious clump of grass was located. She said there was no way she could miss that clump and so she didn't need a flag there. And she thought this would be a good test for her dog. Would he turn at the clump or just keep going? Needless to say, when she ran the track 30 minutes later she was confused when her dog was pulling her off in a new direction and she was trying to get him to go to the next flag she saw. I mentioned that he seemed to be trying to drag her toward a clump of grass in the distance. I won't repeat the words she said right then but she did indeed follow her dog to the clump and has been faithfully using flags on her tracks every since.


It has been reported that the Navy SEALs took a dog with them when they raided the compound of Osama bin Laden. Although these young men are in the prime of their mental and physical condition, they need help with the one sense we know so little about: the sense of smell. If bin Laden had hid in a secret compartment in a wall or beneath the floorboards in one of the rooms it might have taken the Navy SEALs hours to find him. And time was something they did not have a lot of. It would take the dog mere minutes to locate him.

If we keep in mind that humans explore the world around them with their eyes and that dogs explore the world with their noses, then it is clear that we use the flags because we need the flags. The dogs couldn't care less.



**Figure 1:** If you suspect your dog is running to the next flag he sees without tracking, lay the above track with all flags spaced 50 yards apart. Your dog will now have many choices if he is just running to flags. If he runs the track accurately, you know the flags are insignificant to him.





**Figure 2:** This is the same track in Figure 1. Here you can see why it is so difficult for a person to tell where the track goes even with flags clearly visible!