


**Simple 9-Patch Block for MLQG Comfort Quilts. 9" finished block.**



Materials:



Color #1: cut a strip 3 1/2" wide by 19".



Color #2: cut a strip 3 1/2" wide by 15".

Cut each strip into 3 1/2" squares: You will have a little piece left over.




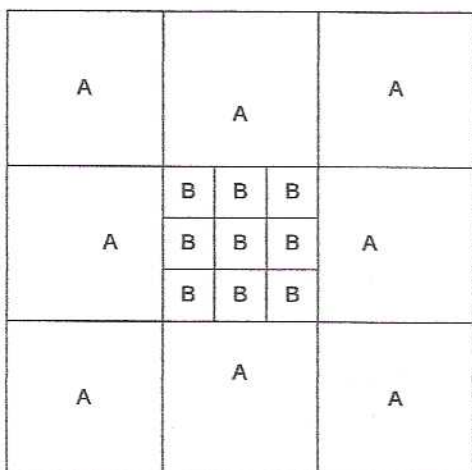
Sew squares together in this arrangement, or any of your choice. This block can be made with 2 colors, 3 colors, or all scrappy. It measures 9 1/2" unfinished. If yours is slightly larger, don't trim it. I will trim when I assemble the quilts.



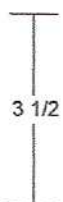

Submit to Ann Humphries, chair of Comfort Quilts. 706-968-5817.

# 9" finished 9 Patch with center 9patch

Key Block (27/100 actual size)



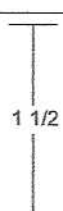

## Cutting Diagrams



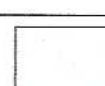
4 patches



4 patches



5 patches



4 patches