

Scottsboro Wildcat Football

1913-2020



WWIC
wwicradio.com **AM 1050**
Scottsboro Wildcat Radio

The following pages contain the history of Scottsboro High School/Jackson County High School football from 1913 – 2020 seasons.

This history is not 100 percent complete, however we estimate that it is about 99 percent. This information was documented from newspaper archives, official team/season stats, school yearbooks and radio broadcast information from WWIC 1050 Radio. Team and player records are based on best available research from aforementioned sources. Some season schedules contain games in which a score could not be located.

When documenting this amount of information there is certain to be mistakes. Please address those to Greg Bell via email at wwic@scottsboro.org or cell phone at 256-599-2433.

(Greg Bell – Researcher and Radio Play-by-Play Voice of Scottsboro Wildcat Sports)



Scottsboro Wildcat Football School/Team Information



Founded:	1907 as Jackson County High School Name changed to Scottsboro High School in 1957
Enrollment:	608 – AHSAA 2020-2022
Superintendent:	Amy Childress (Interim)
Principal:	Rob Paradise
Athletic Director:	Scott Hodges
Head Coach:	Cris Bell
Band Director:	Jimmy Leak
School Colors:	Black and Gold
All-Time Record:	518-460-38 (1913) Based on available research 170-140-32 as Jackson County High School (1913-1956) 348-320-6 as Scottsboro High School (1957-2020)
Stadium:	Trammell Stadium
Classification:	Class 6A – Region 7 Arab, Fort Payne, Oxford, Pell City, Scottsboro, Southside, Springville

This guide was published by Greg Bell/WWIC Radio, P.O. Box 759, Scottsboro Alabama 35768. All rights reserved. Reproduction in whole or in part is prohibited without permission of the publisher. ©1997-2021. Special thanks to Bill Plott, Ken Bonner and Ray Collins for providing missing scores. Special thanks to Angie Bell, Erika Bell and Hannah Meeks for the design layout and updating of this book.

2021 Scottsboro Wildcats

Head Coach: Cris Bell	
Scottsboro Record: 0-0-0	Career Record: 47-49-0
Scottsboro All Time Record: (1913-2020) 518-460-38	
2020 Record: 2-8-0	Last 5 Years: 32-23-0
2020 Home: 1-5-0	Last 5 Years: 20-8-0
2020 Road: 1-3-0	Last 5 Years: 12-15-0
Area/Region (1984-2020): 114-123	Last 5 Years: 20-14-0
2020 Region: 1-5-0	
vs. 7A Schools: 1-1-0	vs. 3A Schools: 6-3-0
vs. 6A Schools: 39-55-0	vs. 2A Schools: 0-0-0
vs. 5A Schools: 121-124	vs. 1A Schools: 0-0-0
vs. 4A Schools: 21-28-0	State Playoffs: 15-25-0
Winningest Coach: (Wins) Larry Morris 90-66-0; (Pct.) John Meadows 55-9-5	
Assistant Coaches:	

2021 Schedule

<i>Date</i>	<i>Opponents</i>	<i>Series</i>	<i>Last Year Result</i>
August 20	North Jackson (4A)	13-21-0	Won 22-6
August 27	at Madison Acad. (4A)	2-2-0	Lost 30-6
September 3	Oxford (6A-R)	1-2-0	Lost 42-14
September 10	at Arab (6A-R)	42-18-1	Won 7-3
September 17	Springville (6A-R) (HC)	0-1-0	Lost 42-28
September 24	Open Date		
October 1	at Fort Payne (6A-R)	31-51-3	Lost 41-34
October 8	at Oneonta (4A)	11-5-2	Lost 35-21
October 15	at Southside Gad. (6A-R)	13-10-0	Lost 38-14
October 22	Pell City (6A-R)	3-2-0	Lost 1-0 (Covid-19 Forfeit)
October 28	at Fyffe (3A)	0-1-0	Lost 1-0 (Covid-19 Forfeit)

Scottsboro Wildcat Football

2021 Opponents

North Jackson Chiefs

First Year of Football – 1988
All-Time Record – 271-114-0
Stadium – R.D. Hicks Stadium
Colors – Red, Black and White

Head Coach – Joe Hollis
Years at School – 1st Season
Record at School – 0-0-0
Career Record – 0-0-0

All-Time Home Record – 152-49-0
All-Time Road Record – 119-64-0
All-Time Area/Region – 152-33-0
All-Time Playoff Record – 34-28-0
State Titles – 1 (1993)
Winning Seasons – 29
Losing Seasons - 4

2020 Record – 6-5-0

2020-2029 – 6-5-0
2010-2019 – 68-46-0
2000-2009 – 104-21-0
1990-1999 – 78-35-0

Record Last 5 Years: 27-27-0
Record vs. Ranked Teams: 29-39-0
Against 1A Teams: 2-0-0
Against 3A Teams: 2-0-0
Against 4A Teams: 22-22-0
Against 5A Teams: 3-17-0
- Since 1984

2021 Schedule

August 20 – at Scottsboro
September 3 – Westminster Ch. – R
September 10 – DAR – R
September 17 – Madison Acad. – R
September 24 – South Pittsburg TN
October 1 – at Madison County – R
October 8 – Randolph – R
October 15 – at SJP II Catholic – R
October 22 – New Hope – R
October 29 – at Fort Payne

Madison Academy Mustangs

First Year of Football – 1963
All-Time Record – 314-311-3
Stadium – Bill Washington Stadium
Colors – Maroon and Gold

Head Coach – Bob Godsey
Years at School – 3rd Year
Record at School – 15-7-0
Career Record – 198-73-0 (23 years)
(Hartselle, Brooks)

All-Time Home Record – 151-100-2
All-Time Road Record – 130-113-0
All-Time Area/Region – 130-73-0
All-Time Playoff Record – 36-232-0
State Titles – 3 (2012, 2013, 2014)
Winning Seasons – 30
Losing Seasons - 28

2020 Record – 11-1-0

2020-2029: 10-1-0
2010-2019 – 108-27-0
2000-2009 – 61-48-0
1990-1999 – 30-73-0

Record Last 5 Years: 43-17-0
Record vs. Ranked Teams: 28-45-0
Against 3A Teams: 16-14-0
Against 4A Teams: 8-6-0
Against 5A Teams: 1-4-0
Against 6A Teams: None
- Since 1984

2021 Schedule

August 20 – at Briarwood Christian
August 27 – Scottsboro
September 3 – at DAR – R
September 10 – Westminster Christian – R
September 17 – at North Jackson – R
October 1 – Randolph – R
October 7 – Madison County – R
October 15 – at New Hope – R
October 22 – SJP II Catholic – R
October 29 – Russellville

Scottsboro Wildcat Football

2021 Opponents

Oxford Yellowjackets

First Year of Football – 1920
All-Time Record – 588-373-44
Stadium – Lamar Field
Colors – Black and Old Gold

Head Coach – Sam Adams
Years at School – 1st Year
Record at School – 0-0-0
Career Record – 56-29 (Hillcrest Tusc.)

All-Time Home Record – 317-130-13
All-Time Road Record – 243-216-23
All-Time Area/Region: 176-60-0
All-Time Playoff Record – 48-36-0
State Titles – 4 (1988, 1989, 1993, 2019)
Winning Seasons – 24
Losing Seasons – 35

2020 Record – 11-2-0

2020-2029: 11-2-0
2010-2019 – 89-33-0
2000-2009 – 65-44-0
1990-1999 – 77-35-0

Record Last 5 Years: 57-8-0
Record vs. Ranked Teams: 47-60-0
Against 4A Teams: 3-1-0
Against 5A Teams: 24-28-0
Against 6A Teams: 18-28-0
Against 7A Teams: 1-2-0
- Since 1984

2021 Schedule

August 20 – Thompson
August 27 – Pleasant Grove
September 3 – at Scottsboro – R
September 10 – Southside – R
September 17 – Pell City – R
September 24 – at Gadsden City
October 8 – at Arab – R
October 15 – at Springville – R
October 22 – Fort Payne – R
October 28 – at Central Phenix City

Arab Knights

First Year of Football – 1922
All-Time Record – 422-450-33
Stadium – Arab City Schools Sports Complex
Colors – Royal, Gold and White

Head Coach – Lee Ozmint
Years at School – 3rd Year
Record at School – 11-10-0
Career Record – 88-47-0 (12 years)
(Glencoe 77-37)

All-Time Home Record – 192-178-13
All-Time Road Record – 154-198-9
All-Time Area/Region – 74-140-0
All-Time Playoff Record – 1-0-0
State Titles – None
Winning Seasons – 53
Losing Seasons - 41

2020 Record – 5-6-0

2020-2029 – 5-6-0
2010-2019 – 45-60-0
2000-2009 – 33-68-0
1990-1999 – 39-64-0

Record Last 5 Years: 20-32-0
Record vs. Ranked Teams: 6-34-0
Against 3A Teams: 2-1-0
Against 4A Teams: 1-5-0
Against 5A Teams: 2-21-0
Against 6A Teams: 1-7-0
- Since 1984

2021 Schedule

August 19 – Albertville
August 27 – at Guntersville
September 3 – at Fort Payne – R
September 10 – Scottsboro – R
September 17 – at Southside – R
September 24 – Brewer
October 1 – Pell City – R
October 8 – Oxford – R
October 22 – Springville – R
October 29 – at Boaz

Scottsboro Wildcat Football

2021 Opponents

Springville Tigers

First Year of Football – 1934
All-Time Record – 347-331-13
Stadium – Tiger Stadium
Colors – Purple, White and Gold

Head Coach – Jon Clements
Years at School – 1st
Record at School – 0-0-0
Career Record – 0-0-0

All-Time Home Record – 170-130-4
All-Time Road Record – 143-160-6
All-Time Area/Region – 124-111-0
All-Time Playoff Record – 20-22-0
State Titles – None
Winning Seasons – 34
Losing Seasons - 32

2020 Record – 4-5-0

2020-2029 – 4-5-0
2010-2019 – 28-72-0
2000-2009 – 79-36-0
1990-1999 – 71-45-0

Record Last 5 Years: 15-34-0
Record vs. Ranked Teams: 12-38-0
Against 2A Teams: 4-13-0
Against 3A Teams: 6-11-0
Against 4A Teams: 1-2-0
Against 5A Teams: 1-11-0
Against 6A Teams: 0-1-0
- Since 1984

2021 Schedule

August 27 – St. Clair County
September 3 – Cherokee County
September 10 – Fort Payne – R
September 17 – at Scottsboro – R
September 24 – Fultondale
October 1 – Southside – R
October 8 – at Pell City – R
October 15 – Oxford – R
October 22 – at Arab – R
October 29 – Moody

Fort Payne Wildcats

First Year of Football – 1922
All-Time Record – 567-395-30
Stadium – Wildcat Stadium
Colors – Black and Gold

Head Coach – Chris Elmore
Years at School – 4th Year
Record at School – 23-11-0
Career Record – 50-36-0 (8 years)
(Chelsea, 2013-2017)

All-Time Home Record – 245-157-10
All-Time Road Record – 211-181-7
All-Time Area/Region – 140-104-0
All-Time Playoff Record – 9-21-0
State Titles – 1 (Mythical, 1964)
Winning Seasons – 74
Losing Seasons - 25

2020 Record – 8-3-0

2020-2029 – 8-3-0
2010-2019 – 76-37-0
2000-2009 – 68-40-0
1990-1999 – 53-51-0

Record Last 5 Years: 31-24-0
Record vs. Ranked Teams: 24-45-0
Against 3A Teams: 5-1-0
Against 4A Teams: 9-4-0
Against 5A Teams: 11-34-0
Against 6A Teams: 0-6-0
- Since 1984

2021 Schedule

August 20 – Athens
August 27 – Gadsden City
September 3 – Arab – R
September 10 – at Springville – R
September 24 – at Etowah
October 1 – Scottsboro – R
October 8 – at Southside – R
October 15 – Pell City – R
October 22 – at Oxford – R
October 29 – North Jackson

Scottsboro Wildcat Football

2021 Opponents

Oneonta Redskins

First Year of Football – 1907
All-Time Record – 693-359-33
Stadium – Gilbreath Stadium
Colors – Red, White and Blue

Head Coach – Phil Phillips
Years at School – 4th Year
Record at School – 25-13-0
Career Record – 25-13-0

All-Time Home Record – 316-109-16
All-Time Road Record – 267-155-5
All-Time Area/Region – 188-60-0
All-Time Playoff Record – 59-33-0
State Titles – 5 (1 Mythical, 1951) 1971, 1972
2004, 2013
Winning Seasons – 80
Losing Seasons – 25

2020 Record – 7-5-0

2020-2029 – 7-5-0
2010-2019 – 86-40-0
2000-2009 – 91-32-0
1990-1999 – 61-48-0

Record Last 5 Years: 31-27-0
Record vs. Ranked Teams: 39-49-0
Against 2A Teams: 3-3-0
Against 3A Teams: 23-24-0
Against 4A Teams: 13-23-0
Against 5A Teams: 1-1-0
- Since 1984

2021 Schedule

August 20 – Cleveland
August 27 – at Hayden
September 3 – Etowah – R
September 10 – at Ashville – R
September 17 – Dora – R
September 24 – at Susan Moore
October 1 – at Hanceville – R
October 8 – Scottsboro
October 15 – at Fultondale – R
October 22 – Good Hope – R

Southside Panthers

First Year of Football – 1926
All-Time Record – 386-441-38
Stadium – Barney Hood Stadium
Colors – Black and Cardinal

Head Coach – Miles Holcomb
Years at School – 1st Year
Record at School – 0-0-0
Career Record – 8-13-0 (Crossville)

All-Time Home Record – 195-181-19
All-Time Road Record – 181-247-13
All-Time Area/Region – 94-151-0
All-Time Playoff Record – 8-10-0
State Titles – None
Winning Seasons – 42
Losing Seasons – 46

2020 Record – 7-4-0

2020-2029 – 7-4-0
2010-2019 – 58-50-0
2000-2009 – 27-74-0
1990-1999 – 46-57-0

Record Last 5 Years: 26-27-0
Record vs. Ranked Teams: 6-54-0
Against 3A Teams: 2-4-0
Against 4A Teams: 2-8-0
Against 5A Teams: 2-36-0
Against 6A Teams: 0-6-0
- Since 1984

2021 Schedule

August 20 – Lincoln
August 26 – at Hokes Bluff
September 3 – at Pell City – R
September 10 – at Oxford – R
September 17 – Arab
September 24 – Sardis
October 1 – at Springville – R
October 8 – Fort Payne – R
October 15 – Scottsboro – R
October 29 – at Etowah

Scottsboro Wildcat Football

2021 Opponents

Pell City Tigers

First Year of Football – 1919
All-Time Record – 454-461-30
Stadium – Pete Rich-Alumni Stadium
Colors – Black and Gold

Head Coach – Wayne Lee
Years at School – 4th Year
Record at School – 10-20-0
Career Record – 62-76-0 (14 Years)
(Pinson Valley, 1999-2008)

All-Time Home Record – 186-161-6
All-Time Road Record – 144-199-5
All-Time Area/Region – 101-119-0
All-Time Playoff Record – 15-20-0
State Titles – None
Winning Seasons – 49
Losing Seasons - 47

2020 Record – 4-6-0

2020-2029 – 4-6-0
2010-2019 – 51-55-0
2000-2009 – 56-52-0
1990-1999 – 46-60-0

Record Last 5 Years: 22-30-0
Record vs. Ranked Teams: 17-61-0
Against 4A Teams: 1-0-0
Against 5A Teams: 14-28-0
Against 6A Teams: 2-32-0
Against 7A Teams: 0-1-0
- Since 1984

2021 Schedule

August 27 – Leeds
September 3 – Southside – R
September 10 – Talladega
September 17 – at Oxford – R
September 24 – Calera
October 1 – Arab – R
October 8 – Springville – R
October 15 – at Fort Payne – R
October 22 – at Scottsboro – R
October 29 – at Mae Jemison

Fyffe Red Devils

First Year of Football – 1933
All-Time Record – 550-303-13
Stadium – Long-Ridgeway Stadium
Colors – Red and White

Head Coach – Paul Benefield
Years at School – 25th Year
Record at School – 267-42-0
Career Record – 312-53-0 (29 Years)
(Sylvania, 1992-1996)

All-Time Home Record – 286-125-2
All-Time Road Record – 240-131-6
All-Time Area/Region – 189-454-0
All-Time Playoff Record – 59-35-0
State Titles – 5 (2014, 2016, 2018, 2019, 2020)
Winning Seasons – 57
Losing Seasons – 23

2020 Record – 15-0-0

2020-2029 – 15-0-0
2010-2019 – 128-9-0
2000-2009 – 101-22-0
1990-1999 – 70-44-0

Record Last 5 Years: 72-1-0
Record vs. Ranked Teams: 50-47-0
Against 1A Teams: 1-1-0
Against 2A Teams: 38-27-0
Against 3A Teams: 11-19-0
- Since 1984

2021 Schedule

August 20 – at Isabella
September 3 – Collinsville – R
September 10 – at Sylvania – R
September 17 – Brindlee Mountain – R
October 1 – Plainview – R
October 8 – at North Sand Mountain
October 15 – at Geraldine – R
October 22 – at Asbury – R
October 28 – Scottsboro

- all 2021 schedules taken from the AHSAA
Dragon Fly website.

The following are High School Football Region Alignments for the 2020-2021 Football Seasons by the Alabama High School Athletic Association

REGION 1

Baldwin County, Citronelle, Gulf Shores, M.T. Blount, McGill-Toolen, Robertsdale, Saraland, Spanish Fort

REGION 2

Carver-Montgomery, Eufaula, Sidney Lanier, Lee-Montgomery, Opelika, Park Crossing, Russell County, Valley

REGION 3

Benjamin Russell, Calera, Chilton County, Helena, Pelham, Stanhope Elmore, Wetumpka

REGION 4

Bessemer City, Brookwood, Hillcrest-Tuscaloosa, Hueytown, McAdory, Northridge, Paul Bryant

REGION 5

Briarwood Christian, Chelsea, Homewood, Huffman, Mountain Brook, Shades Valley, Woodland

REGION 6

Clay-Chalkville, Gardendale, Jasper, Minor, Mortimer Jordan, Jackson-Olin, Pinson Valley

REGION 7

Arab, Fort Payne, Oxford, Pell City, Scottsboro, Southside, Springville

REGION 8

Athens, Buckhorn, Columbia, Cullman, Decatur, Hartselle, Hazel Green, Muscle Shoals

Year-by-Year Records

<i>Year</i>	<i>Coach</i>	<i>Won</i>	<i>Lost</i>	<i>Tied</i>	<i>Points For</i>	<i>Points Against</i>
1913	Ira Taylor	0	3	1	18	57
1914	R. P. Wills	2	2	1	55	51
1915	Ira Taylor	4	4	0	102	196
1916	Ira Taylor	4	5	1	180	80
1917	Ira Taylor	0	2	0	6	53
1918	No Team	-	-	-	-	-
1919	Wimberly	4	4	1	152	109
1920	Wimberly	2	2	0	80	46
1921	E.E. Harris	0	1	0	0	21
1922	E. E. Harris	5	2	0	111	72
1923	Noisy Gresham	2	5	1	51	81
1924	Noisy Gresham	1	3	1	20	90
1925	Kenneth Howard	3	3	3	27	48
1926	Kenneth Howard	5	3	1	128	41
1927	Kenneth Howard	0	2	1	0	25
1928	J.O. Davie	3	2	0	77	44
1929	J.O. Davie	5	2	0	138	38
1930	J. O. Davie	5	4	1	140	65
1931	Billy Hicks	7	2	1	118	66
1932	Billy Hicks	7	0	1	128	19
1933	Billy Hicks	7	1	1	179	24
1934	Billy Hicks	5	2	2	91	64
1935	Billy Hicks	7	2	0	212	75
1936	J. H. Dawson	6	3	0	96	38
1937	J. H. Dawson	5	3	1	140	25
1938	Raymond Wedgeworth	4	4	2	75	57
1939	Raymond Wedgeworth	7	2	0	132	51
1940	Raymond Wedgeworth	2	6	1	79	137
1941	Ben Bludworth	3	5	2	104	218
1942	Russell Garrett	3	5	1	96	88
1943	Russell Garrett	4	4	0	70	112
1944	Melvin Vines / Preston Bryant	1	6	0	68	161
1945	No Team	-	-	-	-	-
1946	J.B. McClendon	6	3	0	151	84
1947	J.B. McClendon	6	3	1	111	116
1948	Jerry Odem	5	5	0	134	140
1949	R.L. Bates	4	4	1	109	144
1950	R. L. Bates	4	4	2	193	140
1951	R. L. Bates	3	7	0	78	155
1952	Ed Spears	5	4	1	153	175
1953	Ed Spears	4	5	1	83	137
1954	Ed Spears	3	6	1	139	163
1955	Jack Cornelius	6	3	1	237	105
1956	Jack Cornelius	9	1	0	425	69
1957	Jack Cornelius	7	3	0	262	82
1958	Jack Locklear	2	8	0	70	257
1959	John Meadows	5	4	1	116	117

1960	John Meadows	10	0	0	235	60
1961	John Meadows	9	1	0	261	87
1962	John Meadows	6	1	3	172	42
1963	John Meadows	9	1	0	270	68
1964	John Meadows	6	2	1	147	103
1965	John Meadows	10	0	0	267	58
1966	Bill Hawkins	4	5	0	129	142
1967	Bill Hawkins	6	4	0	77	80
1968	Bill Hawkins	6	4	0	209	106
1969	Buddy Moore	7	2	0	147	85
1970	Morris Higginbotham	10	2	0	253	144
1971	Morris Higginbotham	3	7	0	105	195
1972	Jim Tompkins	2	8	0	83	156
1973	Larry Keys	5	5	0	118	216
1974	Larry Keys	6	4	0	173	122
1975	Larry Keys	4	5	0	140	176
1976	Larry Keys	8	2	1	268	143
1977	Larry Keys	4	6	0	121	163
1978	Larry Keys	4	6	0	154	147
1979	Larry Keys	2	8	0	109	208
1980	Lyle Darnell	9	3	0	195	155
1981	George Hoblitzell	5	5	0	99	100
1982	Wayne McNutt	4	6	0	134	193
1983	Wayne McNutt	5	5	0	159	158
1984	Wayne McNutt	5	5	0	149	159
1985	Randy Ross	6	5	0	148	165
1986	Randy Ross	0	10	0	92	283
1987	Lyle Darnell	4	7	0	124	226
1988	Lyle Darnell	2	9	0	125	252
1989	Lyle Darnell	8	4	0	318	208
1990	Rick Brown	5	6	0	164	199
1991	Larry Morris	5	6	0	194	209
1992	Larry Morris	4	6	0	150	151
1993	Larry Morris	2	8	0	83	190
1994	Larry Morris	6	6	0	230	213
1995	Larry Morris	11	1	0	315	189
1996	Larry Morris	11	1	0	402	243
1997	Larry Morris	10	3	0	374	204
1998	Larry Morris	3	7	0	253	303
1999	Larry Morris	7	3	0	277	239
2000	Larry Morris	8	3	0	397	271
2001	Larry Morris	1	9	0	129	272
2002	Larry Morris	4	7	0	237	290
2003	Larry Morris	8	4	0	363	266
2004	Larry Morris	10	2	0	419	230
2005	Freddie Tidmore	0	10	0	150	285
2006	Freddie Tidmore	5	6	0	330	319
2007	Freddie Tidmore	6	5	0	239	245
2008	Freddie Tidmore	5	6	0	215	243
2009	Freddie Tidmore	1	9	0	116	227
2010	Swane Morris	1	9	0	79	284
2011	Swane Morris	2	8	0	141	284
2012	Swane Morris	2	8	0	235	349

2013	Patrick Nix	7	4	0	284	223
2014	Patrick Nix	4	7	0	308	381
2015	Patrick Nix	5	6	0	311	341
2016	Patrick Nix	12	1	0	586	247
2017	Don Jacobs	5	5	0	238	243
2018	Don Jacobs	4	6	0	188	279
2019	Don Jacobs	9	3	0	306	211
2020	Don Jacobs	2	8	0	146	237
	Totals (1913-2020)	518	460	38		



Scottsboro Wildcat Football

Year-by-Year Results

1913 (0-3-1) Ira Taylor

10/18 – Bridgeport Acad. – Lost 12-6 (H)
 10/24 – Huntsville – Lost 16-3 (H)
 11/8 – Bridgeport – Lost 22-2 (A)
 11/27 – Bridgeport – Tie 7-7 (TG/H)
 Record to Date: 0-3-1
 Opponents Record: 7-1-3

1914 (2-2-1) Wimberly

Marshall County – Lost 19-0
 Bridgeport – Lost 32-2
 # Gurley – Won 19-0
 Goodrich – Tie 0-0
 Huntsville – Won 34-0
 # - First win in history
 Record to Date: 2-5-2
 Opponents Record: 3-8-0

1915 (4-4-0) Ira Taylor

9/25 – Baylor TN – Lost 67-0 (A)
 # 10/8 – Chattanooga HS – Lost 32-0 (H)
 10/14 – Marshall Co. – Lost 18-0 (A)
 10/25 – Marion Co. TN – W 16-13 (H)
 10/30 – Gurley – Won 14-6 (A)
 11/2 – Huntsville – Won 75-0 (H)
 Athens – Lost 19-7
 11/25 – Gurley – Won 19-18 (H/TG)
 Record to Date: 6-9-2
 Opponents Record: 8-7-0
 # Game played on the infield of the race track at the fairgrounds with 4,000+ fans in attendance.

1916 (5-5-1) Ira Taylor

10/7 – Green Acad. – Won 35-0
 Athens Agricultural – Won 14-7
 Baylor TN – Lost 13-0
 10/30 – Marshall Co. – Lost 6-0 (H)
 11/6 – Hartselle – Won 91-0 (H)
 11/10 – Albertville – Tie 0-0
 11/30 – Marion Co. TN – W 20-6 (H)
 Blountsville – Lost 7-0
 McCallie TN – Lost 26-6
 Bridgeport – Won 31-8
 Huntsville – Lost 18-7
 Record to Date: 11-14-3
 Opponents Record: 21-15-6
 # 11/24/16 – First reference to school colors of black and gold.

1917 (0-2-0) Ira Taylor

Athens – Lost 19-6
 Baylor Chattanooga – Lost 33-0
 Record to Date: 11-16-3
 Opponents Record: 6-5-1

1918 – NO TEAM

1919 (4-4-1) Wimberly

Albertville – Lost 39-0 (A)
 Sewanee TN – Tie 13-13 (H)
 McCallie TN – Lost 23-8
 Gurley – Won 36-3
 Wills Taylor – Lost 6-0 (H)
 Marion Co. TN – Won 33-0 (H)
 Hartselle – Lost 18-0
 Chattanooga High – Won 14-7 (A)
 Marshall County – Won 48-0
 Record to Date: 15-20-4
 Opponents Record: 17-11-2

1920 (2-2-0) Wimberly

Huntsville – Won 66-0
 Marshall County – Lost 21-0
 Wills Taylor – Lost 19-7
 Chattanooga High – Won 7-6
 Record to Date: 17-22-4
 Opponents Record: 12-9-2

1921 (0-1-0) E.E. Harris

Marshall County – Lost 21-0
 Record to Date: 17-23-4
 Opponents Record: NA

1922 (6-3-0) E.E. Harris

"Hunt Field"

10/6 – South Pitt. TN – W 35-0 (A)
 10/13 – Wills Taylor – Lost 40-0 (H)
 10/20 – Fort Payne – Lost 7-0
 10/27 – South Pitt. TN – Won (H)
 11/4 – Chickamauga GA – Won 14-0 (A)
 11/10 – Bridgeport College – W 15-0 (H)
 11/17 – Stevenson – Won 26-6 (A)
 11/23 – Collinsville – Lost 13-7 (H)
 11/30 – Stevenson – W 14-13 (H/TG)
 Record to Date: 23-26-4
 Opponents Record: 20-9-0

1923 (2-5-1) Noisy Gresham

9/28 – Winchester TN – Won 25-0 (H)
 10/5 – Marion Co. TN – Lost 7-0 (A)
 10/18 – Collinsville – Tie 0-0 (A)
 10/26 – Marshall Co. – Lost 7-6 (H)
 11/2 – Wills Taylor – Lost 20-0 (A)
 11/9 – Central Chatt. – Lost 7-0 (H)
 11/16 – Albertville – Lost 40-7 (H)
 11/29 – Stevenson – W 13-0 (H/TG)
 Record to Date: 25-31-5
 Opponents Record: 16-11-3

1924 (1-3-1) Noisy Gresham

Gurley – Tie 0-0
 Flat Rock – Won 20-12
 Albertville – Lost 31-0
 Stevenson – Lost 8-0
 Chattanooga – Lost 39-0
 Record to Date: 26-34-6
 Opponents Record: 13-11-1

1925 (3-3-3) Kenneth Howard

10/2 – Marion Co. TN – Tie 0-0 (H)
 10/9 – Huntsville – Lost 2-0 (A)
 10/16 – Gurley – Won 6-0 (H)
 10/23 – South Pitt. TN – L 26-0 (A)
 10/30 – Albertville – Lost 6-3 (H)
 11/7 – Flat Rock – Won (A)
 11/13 – Fort Payne – Tie 0-0 (H)
 11/20 – Marshall Co. – W 18-7 (A)
 11/26 – Stevenson – Tie 0-0 (H/TG)
 Record to Date: 29-37-9
 Opponents Record: 25-24-6

1926 (5-3-1) Kenneth Howard

9/25 – McCallie TN – Lost 31-0 (A)
 10/1 – Flat Rock – Won 44-0 (H)
 10/8 – Albertville – Lost 7-6 (A)
 10/16 – Arab – Won 6-0 (A)
 10/23 – Falkville – Won 6-0 (H)
 10/29 – Valley Head – Tie 0-0 (A)
 11/5 – Collinsville – Won 20-0 (H)
 11/19 – Fairview – Won 6-0 (H)
 11/25 – Stevenson – Lost 3-0 (A/TG)
 Record to Date: 34-40-10
 Opponents Record: 33-14-8

1927 (0-2-1) Kenneth Howard

9/30 – South Pitt. TN – Lost 6-0 (H)
 11/11 – Huntsville – Tie 0-0
 11/24 – Stevenson – L 19-0 (H/TG)
 Record to Date: 34-42-11
 Opponents Record: 14-5-3

1928 (3-2-0) J.O. Davie

9/21 – Flat Rock – Won 45-0 (H)
 9/29 – Notre Dame TN – L 31-0 (A)
 10/5 – Bridgeport – Won 19-0 (H)
 South Pitt TN – Won 7-6
 10/26 – Arab – NA (H)
 11/16 – Valley Head – NA (H)
 11/29 – Stevenson – Lost 7-6 (A)
 Record to Date: 37-44-11
 Opponents Record: 9-12-1

Scottsboro Wildcat Football

Year-by-Year Results

1929 (5-2-0) J.O. Davie

9/20 – Ardmore – Won 44-0 (H)
 Flat Rock – Won 33-7
 Fort Payne – Lost 6-0
 10/11 – South Pittsburg TN – Won 21-0
 11/1 – Jasper TN – Won 8-0 (H)
 Flat Rock – Won 26-0
 11/28 – Stevenson – L 25-6 (H/TG)
 Record to Date: 42-46-11
 Opponents Record: 14-16-3

1930 (5-4-1) J.O. Davie

9/19 – Ardmore – Lost 12-7 (A)
 9/26 – Athens – Won 13-0 (H)
 10/3 – Marshall Co. – Lost 21-7 (H)
 10/10 – Arab – Won 20-7 (A)
 10/17 – Rison – Won 25-6 (H)
 10/24 – Fort Payne – Lost 26-0 (H)
 10/31 – Glencoe – Won 36-0 (H)
 11/7 – Geraldine – Lost 20-13 (H)
 11/14 – Valley Head – Won 12-0 (H)
 11/27 – Stevenson – Tie 6-6 (A/TG)
 Record to Date: 47-50-12
 Opponents Record: 36-27-1

1931 (7-2-1) Billy Hicks

“Alumni Field”

9/18 – Flat Rock – Won 37-0 (H)
 9/24 – Athens – Won 13-6 (H)
 10/2 – Marshall Co. – Lost 40-0 (A)
 10/9 – Arab – Lost NA (H)
 10/16 – Gurley – Won 21-0 (H)
 10/23 – Valley Head – Tie 0-0 (A)
 10/30 – Bridgeport – Won 16-0 (A)
 # 11/6 – Geraldine – Won 40-0 (H)
 11/13 – South Pitt. TN – Won (A)
 11/20 – Stevenson – Won 7-0 (H)
 # 50th all-time win
 9/17/31 – first reference to “Wildcats”
 in *Progressive-Age*
 Record to Date: 54-52-13
 Opponents Record: 28-32-7

1932 (7-0-1) Billy Hicks

9/23 – Geraldine – Cancelled (H)
 9/30 – Athens – Won 20-0 (A)
 10/7 – Fort Payne – Canceled (A)
 10/7 – Glencoe – Won 34-6 (H)
 10/14 – Albertville – Tie 0-0 (H)
 10/21 – Marshall Co. – W 14-7 (H)
 10/28 – Bridgeport – Won 13-0 (H)
 11/4 – Valley Head – Won 26-0 (H)
 11/11 – South Pitt. TN – W 14-0 (H)
 11/24 – Stevenson – Won 7-6 (A/TG)
 Record to Date: 61-52-14
 Opponents Record: 26-23-7

1933 (7-1-1) Billy Hicks

9/29 – Bridgeport – Won 20-7 (A)
 10/6 – Gaylesville – Won 27-0 (H)
 10/13 – Gurley – Won 12-0 (A)
 10/20 – Marshall Co. – Lost 10-0 (A)
 10/27 – N. Dame TN – W 14-7 (H)
 11/3 – Valley Head – Won 33-0 (A)
 11/10 – Albertville – Tie 0-0 (A)
 11/17 – Oneonta – Won 19-0 (A)
 11/30 – Stevenson – W 54-0 (TG/H)
 Record to Date: 68-53-15
 Opponents Record: 25-31-4

1934 (5-2-2) Billy Hicks

9/28 – Bridgeport – Tie 0-0 (H)
 10/5 – Marion Co. TN – W 19-0 (H)
 10/12 – Gurley – Won 7-6
 10/19 – Marshall Co. – W 13-6 (H)
 10/25 – Notre Dame TN – Tie 7-7 (A)
 11/2 – Albertville – Won 12-6
 St. Bernard – Lost 13-7
 11/23 – Stevenson – Won 6-0 (A)
 11/28 – Huntsville – Lost 26-20 (A)
 Record to Date: 73-55-17
 Opponents Record: 18-27-3

1935 (7-2-0) Billy Hicks

9/27 – Maryville TN – Won 7-6 (H)
 10/4 – Marion Co. TN – W 53-0 (H)
 10/11 – Gurley – Won 52-0 (H)
 10/18 – Marshall Co. – W 26-0 (A)
 10/25 – Gaylesville – Won 20-13 (H)
 11/1 – Albertville – Won 7-6 (A)
 11/8 – Tusculumbia – Lost 15-13 (A)
 11/16 – Gadsden – Won 27-0 (A)
 # 11/28 – Pine Bluff AR – L 31-7 (A/TG)
 Record to Date: 80-57-17
 Opponents Record: 21-19-4

1936 (6-3-0) J.H. Dawson

9/25 – Falkville – Won 21-6 (H)
 10/2 – Glencoe (H) – Cancelled
 10/9 – Athens – Won 12-0 (A)
 10/16 – Marshall Co. – Won 7-0 (H)
 10/23 – Fort Payne – Lost 6-0 (A)
 10/30 – Albertville – Lost 7-0 (H)
 11/6 – Stevenson – Won 18-0 (H)
 11/13 – Cherokee Co. – W 13-0 (H)
 11/19 – Gurley – Won 25-0 (H)
 11/25 – Huntsville – Lost 19-0 (A)
 Record to Date: 86-60-17
 Opponents Record: 39-32-3

1937 (5-3-1) J.H. Dawson

“Athletic Field”

9/24 – Bridgeport – W 26-0 (H/N)
 10/7 – Winchester TN – Won 34-6 (H/N)
 10/15 – Marshall Co. – Lost 20-0 (A)
 10/21 – Fort Payne – W 18-0 (H/N)
 11/5 – Stevenson – Tie 0-0 (H/N)
 11/12 – Huntsville – Lost 12-6 (A)
 Gurley – Won 25-0
 11/29 – Albertville – Lost 7-6
 Arab – Won 25-0
 # - First home night game in history (N)
 Record to Date: 91-63-18
 Opponents Record: 43-23-4

1938 (4-4-2) R. Wedgeworth

9/22 – Bridgeport – Tie 6-6 (H/N)
 9/30 – Gurley – Tie 6-6 (H)
 10/7 – Collinsville – Won 12-0 (H/N)
 10/14 – Marshall Co. – L 13-0 (H/N)
 10/28 – Albertville – W 31-7 (H/N)
 11/4 – Stevenson – Won 20-0 (H/N)
 11/22 – Arab – Lost 7-0 (A)
 Cullman – Lost 6-0 (A)
 Fort Payne – Lost 12-0 (A)
 Gaston – Won 13-0 (A)
 Record to Date: 95-67-20
 Opponents Record: 43-39-5

1939 (7-2-0) R. Wedgeworth

9/21 – Valley Head – W 25-0 (H)
 9/29 – Bridgeport – Won 7-0 (H)
 10/6 – Gurley – Won 6-0 (H)
 10/13 – Marshall Co. – W 20-0 (A)
 10/20 – Glencoe – Lost 6-0 (H)
 10/27 – Fort Payne – Won 7-6 (H)
 11/3 – Albertville – Lost 20-14 (A)
 11/10 – Arab – Won 33-0 (H)
 # 11/17 – Cullman – Won 20-19 (H)
 # - 100th all-time win
 Record to Date: 102-69-20
 Opponents Record: 39-32-3

1940 (2-6-1) R. Wedgeworth

9/27 – Rison Huntsville – L 6-0 (H)
 10/2 – Gurley – Lost 13-6 (H)
 10/11 – Marshall Co. – Lost 13-7 (H)
 10/18 – Joe Bradley – Won 28-7 (H)
 10/24 – Fort Payne – Lost 26-0 (A)
 11/1 – Gadsden – Lost 53-0 (A)
 11/7 – Lincoln Huntsville – Won 32-0 (H)
 11/15 – Bridgeport – Tie 0-0 (H)
 11/27 – Glencoe – Lost 19-6 (H)
 Record to Date: 104-75-21
 Opponents Record: 36-30-8

Scottsboro Wildcat Football

Year-by-Year Results

1941 (3-5-2) Ben Bludworth

9/22 – Lincoln Huntsville – Tie 0-0 (H)
 10/2 – New Hope – Won 42-0 (H)
 10/10 – Marshall Co. – Lost 24-0 (A)
 10/17 – Joe Bradley – Won 30-7 (A)
 10/24 – Fort Payne – Lost 27-0 (H)
 10/31 – Boaz – Won 12-0 (H)
 11/7 – Gadsden – Lost 53-0 (A)
 11/14 – Bridgeport – Lost 34-7 (A)
 Gurley – Tie 13-13
 Gadsden – Lost 60-0
 Record to Date: 107-80-23
 Opponents Record: 43-32-11

1942 (3-5-1) Russell Garrett

9/11 – Valley Head – Won 19-0 (H)
 9/18 – Fort Payne – Lost 13-6 (A)
 10/2 – Rison Huntsville – L 7-6 (H)
 10/23 – Marshall Co. – L 13-0 (H)
 11/6 – Arab – Won 26-6 (H)
 Boaz – Won 19-0
 11/25 – Bridgeport – Lost 25-6 (A)
 Cullman – Lost 12-7
 Crossville – Tie 12-12
 Record to Date: 110-85-24
 Opponents Record: 39-31-1

1943 (4-4-0) Russell Garrett

Bridgeport – Lost 19-6
 8/13 – Collinsville – Won 13-0 (H)
 8/20 – Gurley – Lost 6-0
 9/2 – Marshall Co. – Won 12-0 (A)
 9/9 – Stevenson – Won 26-7 (H)
 10/29 – Fort Payne – Lost 52-0 (H)
 11/5 – Huntsville – Lost 21-0 (A)
 11/19 – Marion Co. TN – W 13-7 (H)
 Record to Date: 114-89-24
 Opponents Record: 25-26-2

1944 (1-6-0) Vines/Bryant

Gurley – Won 26-0
 8/25 – Stevenson – Lost 21-6 (H)
 9/1 – Marshall Co. – Lost 13-6 (H)
 9/7 – Bridgeport – Lost 13-6 (H)
 Gadsden – Lost 42-7
 11/17 – Crossville – Lost 28-12 (H)
 11/23 – Huntsville – Lost 44-7 (A)
 Record to Date: 115-95-24
 Opponents Record: 30-18-0

1945 – No Team due to WWII

1946 (6-3-0) J.B. McClendon

9/20 – W. Huntsville – Lost 13-7 (H)
 9/27 – Huntsville – Lost 32-0 (A)
 10/4 – Hanceville – Won 33-0 (A)
 10/11 – Bridgeport – Won 20-7 (H)
 10/18 – Marshall Co. – W 13-0 (H)
 10/25 – Gurley – Won 20-6 (H/HC)
 11/1 – Albertville – Lost 13-7 (A)
 11/8 – Boaz – Won 24-7 (H)
 11/15 – Stevenson – Won 27-6 (H)
 Record to Date: 121-98-24
 Opponents Record: 37-31-5

1947 (6-3-1) J.B. McClendon

9/19 – W. Huntsville – Won 7-0 (H)
 9/26 – Decatur – Lost 28-0 (A)
 10/2 – Lincoln Huntsville – Won 19-0 (H)
 10/10 – Albertville – Tie 7-7 (H)
 10/17 – Marshall Co. – W 13-7 (A)
 10/24 – Stevenson – Won 18-6 (H)
 10/31 – Fort Payne – Lost 13-7 (A)
 11/7 – Boaz – Won 25-7 (A)
 11/14 – Bridgeport – (H/HC) – Canceled
 11/27 – Oneonta – Lost 35-0 (H/TG)
 Arab – Won 15-13
 Record to Date: 127-101-25
 Opponents Record: 44-35-6

1948 (5-5-0) Jerry Odom

9/3 – Gurley – Lost 26-19 (H)
 9/10 – Bridgeport – Won 13-7 (A)
 9/16 – W. Huntsville – Won 18-0 (H)
 9/24 – Lincoln – Won 13-0 (H)
 9/30 – Tuscumbia – Lost 40-0 (A)
 10/15 – Marshall Co. – L 21-13 (H)
 10/28 – Fort Payne – Lost 19-7 (H)
 11/12 – Boaz – Won 45-7 (H/HC)
 11/19 – Arab – Won 6-0 (H)
 11/25 – Oneonta – Lost 20-0 (A/TG)
 Record to Date: 132-106-25
 Opponents Record: 48-35-6

1949 (4-4-1) R.L. Bates

9/9 – Gurley – Won 25-19 (H)
 9/16 – West Huntsville – Won 6-0 (H)
 9/23 – Bridgeport – Won 13-6 (H)
 9/30 – Cullman – Lost 7-0 (H)
 10/7 – Huntsville – Lost 42-13 (H)
 10/14 – Marshall Co. – Tie 12-12 (A)
 10/21 – Oneonta – Won 33-27 (H)
 10/28 – Fort Payne – Lost 19-0 (A)
 11/3 – Holt – Lost 12-7 (H/HC)
 11/11 – Boaz – (A) – Canceled
 Record to Date: 136-110-26
 Opponents Record: 49-36-1

1950 (4-4-2) R.L. Bates

9/2 – Gurley – Won 27-0 (H)
 9/15 – W. Huntsville – Won 27-0 (H)
 9/22 – Bridgeport – Won 42-0 (A)
 9/29 – Cullman – Lost 14-6 (A)
 10/6 – Huntsville – Lost 27-6 (A)
 10/13 – Marshall Co. – Lost 33-6 (H)
 10/20 – Oneonta – Tie 13-13 (A)
 10/27 – Fort Payne – Lost 14-12 (H)
 11/3 – Valley Head – Won 40-19 (H/HC)
 11/10 – Holt – Tie 20-20 (A)
 Record to Date: 140-114-28
 Opponents Record: 44-45-7

1951 (3-7-0) R.L. Bates

8/31 – Gurley – Won 8-0 (H)
 9/7 – Blountsville – Lost 25-6 (H)
 9/14 – W. Huntsville – Lost 13-0 (A)
 9/21 – Albertville – Won 19-0 (H)
 9/28 – Cullman – Lost 20-0 (H)
 10/12 – Marshall Co. – Lost 19-0 (A)
 10/19 – Oneonta – Lost 26-7 (H)
 10/26 – Fort Payne – Lost 13-12 (A)
 11/2 – Valley Head – Lost 33-7 (A)
 11/9 – Bridgeport – W 19-6 (H/HC)
 Record to Date: 143-121-28
 Opponents Record: 48-43-4

1952 (5-4-1) Ed Spears

8/29 – Gurley – Won 12-0 (H)
 9/5 – Blountsville – Tie 13-13 (A)
 9/12 – Butler – Lost 25-0 (H)
 9/19 – Albertville – Lost 32-19 (A)
 9/26 – Cullman – Lost 27-0 (A)
 10/10 – Marshall Co. – Lost 20-6 (H)
 10/17 – Oneonta – Won 20-0 (A)
 10/24 – Fort Payne – Won 28-19 (H)
 10/31 – Valley Head – W 27-25 (H/HC)
 11/7 – Bridgeport – Won 28-14 (A)
 Record to Date: 148-125-29
 Opponents Record: 50-37-6

1953 (4-5-1) Ed Spears

8/28 – Gurley – Won 19-0 (H)
 9/4 – Blountsville – Tie 6-6 (H)
 9/12 – Butler – Lost 31-14 (A)
 9/18 – Albertville – Lost 27-7 (H)
 10/2 – Stevenson – Won 7-3 (H)
 10/9 – Marshall Co. – Lost 20-0 (A)
 10/16 – Oneonta – Lost 20-6 (H)
 10/23 – Fort Payne – Won 19-18 (A)
 10/30 – Valley Head – Lost 12-0 (A)
 # 11/6 – Bridgeport – Won 6-0 (H/HC)
 # - 150th all-time win
 Record to Date: 152-130-30
 Opponents Record: 43-44-4

Scottsboro Wildcat Football

Year-by-Year Results

1954 (3-6-1) Ed Spears

9/10 – Hartselle – Lost 18-6 (H)
9/17 – Albertville – Lost 18-6 (A)
9/24 – Collinsville – Won 26-0 (H)
10/1 – Stevenson – Lost 27-12 (H)
10/8 – Marshall Co. – Lost 20-6 (H)
10/15 – Oneonta – Tie 7-7 (A)
10/22 – Fort Payne – Lost 28-7 (H)
10/29 – Valley Head – Won 31-7 (H/HC)
11/5 – Bridgeport – Lost 26-6 (A)
11/12 – Sylvania – Won 32-12 (A)
Record to Date: 155-136-31
Opponents Record: 51-38-6

1955 (6-3-1) Jack Cornelius

9/9 – Hartselle – Won 25-0 (A)
9/16 – Albertville – Lost 21-13 (H)
9/30 – Stevenson – Won 19-7 (H)
10/7 – Marshall Co. – Lost 36-9 (A)
10/14 – Oneonta – Won 45-7 (H)
10/21 – Fort Payne – Lost 27-20 (A)
10/28 – Valley Head – Won 32-0 (A)
11/4 – Bridgeport – Won 33-0 (H)
11/11 – Sylvania – Won 34-0 (H/HC)
11/18 – Hueytown – Tie 7-7 (H)
Record to Date: 161-139-32
Opponents Record: 48-37-8
- First QB Bowl Game

1956 (9-1-0) Jack Cornelius

9/7 – Locust Fork – Won 60-0 (H)
9/14 – Etowah Co. – Lost 25-24 (A)
9/21 – Albertville – Won 26-14 (H)
9/28 – Stevenson – Won 52-7 (A)
10/5 – Marshall Co. – Won 25-8 (H)
10/13 – Oneonta – Won 39-7 (A)
10/19 – Fort Payne – Won 59-6 (H/HC)
10/26 – Sylvania – Won 60-2 (A)
11/2 – Bridgeport – Won 40-0 (A)
11/9 – Rossville GA – Won 40-0 (H)
Record to Date: 170-140-32
Opponents Record: 36-45-3

1957 (7-3-0) Jack Cornelius

9/5 – Glencoe – Won 31-0 (H)
9/13 – Boaz – Won 40-0 (A)
9/20 – Albertville – Won 38-6 (H)
9/27 – Stevenson – Won 45-0 (H)
10/4 – Guntersville – Lost 7-6 (A)
10/11 – Etowah Co. – Won 33-6 (H)
10/18 – Fort Payne – Won 33-0 (A)
10/25 – Gadsden – Lost 27-6 (A)
11/1 – Central Chatt. – L 29-12 (H/HC)
11/8 – Rossville GA – Won 18-7 (A)
Record to Date: 177-143-32
SHS to Date: 7-3-0 / 39-37-2

1958 (2-8-0) Jack Locklear

9/5 – Glencoe – Lost 28-14 (A)
9/12 – Boaz – Won 19-0 (H)
9/19 – J.B. Pennington – Lost 7-0 (H)
9/26 – Stevenson – Won 31-0 (A)
10/3 – Marshall County – Lost 34-6 (H)
10/10 – Etowah County – Lost 48-0 (A)
10/17 – Fort Payne – Lost 12-0 (H/HC)
10/24 – Gadsden – Lost 42-0 (H)
10/31 – Central Chatt. – Lost 59-0 (A)
11/14 – Albertville – Lost 27-0 (A)
Record to Date: 179-151-32
SHS to Date: 9-11-0
Opponents Record: 54-32-4

1959 (5-4-1) John Meadows

“City Field”
9/11 – Bridgeport – Won 13-6 (H)
9/18 – J.B. Pennington – Won 27-0 (A)
9/25 – Stevenson – Won 25-0 (H)
10/2 – Marshall County – Lost 14-6 (A)
10/9 – Etowah County – Lost 39-0 (A)
10/16 – Fort Payne – Tie 7-7 (A)
10/23 – Oxford – Lost 26-0 (A)
10/30 – E. Sansom – Won 18-0 (H/HC)
11/6 – Oneonta – Won 13-12 (H)
11/13 – Albertville – Lost 13-7 (H)
Record to Date: 184-155-33
SHS to Date: 14-15-1
Opponents Record: 51-41-5

1960 (10-0-0) John Meadows

9/9 – Bridgeport – Won 27-0 (A)
9/16 – J.B. Pennington – Won 28-0 (H)
9/23 – Stevenson – Won 32-0 (A)
9/30 – Marshall County – Won 31-14 (H)
10/7 – (8) Arab – Won 7-6 (A)
10/14 – (4) Fort Payne – W 31-2 (H/HC)
10/21 – (2) Oxford – Won 20-6 (H)
10/28 – (3) E. Sansom – Won 7-0 (A)
11/4 – (2) Oneonta – Won 27-25 (H)
11/11 – (2) Albertville – Won 25-7 (A)
Record to Date: 194-155-33
SHS to Date: 24-15-1
Opponents Record: 41-52-4

1961 (9-1-0) John Meadows

9/8 – (8) Bridgeport – Won 26-0 (A)
9/15 – J.B. Pennington – Lost 12-9 (A)
9/22 – Stevenson – Won 33-0 (H)
9/29 – Marshall Co. – Won 27-7 (A)
10/6 – Arab (HC) – Won 26-6 (H/HC)
10/13 – (5) Fort Payne (2) – W 27-14 (A)
10/27 – (4) E. Sansom (7) – W 39-14 (H)
11/3 – (4) Huntsville – Won 28-20 (H)
11/10 – (6) Albertville – Won 27-7 (H)
11/17 – (6) Oneonta – Won 19-7 (A)
- 200th all-time win
Record to Date: 203-156-33
SHS to Date: 33-16-1
Opponents Record: 42-49-6

1962 (6-1-3) John Meadows

9/7 – Haleyville – Tie 6-6 (A)
9/14 – Bridgeport – Won 28-0 (H)
9/21 – (4) Moulton – Won 34-6 (A)
9/28 – (3) M. Jordan – Won 27-12 (H)
10/5 – Marshall Co. – Won 46-0 (H)
10/12 – (4) Arab – Won 13-0 (A)
10/19 – (6) F. Payne (5) – Tie 0-0 (H/HC)
11/2 – (7) Emma Sansom – Tie 6-6 (A)
11/16 – (8) Albertville – Lost 6-0 (A)
11/22 – (7) Oneonta – Won 12-6 (H)
Record to Date: 209-157-36
SHS to Date: 39-17-4
Opponents Record: 48-43-7

Scottsboro Wildcat Football

Year-by-Year Results

1963 – 3A (9-1-0) John Meadows

9/6 – Haleyville – Lost 7-0 (H)
 9/13 – Bridgeport – Won 20-0 (A)
 9/20 – Moulton – Won 40-6 (H)
 9/27 – Mortimer Jordan – W 33-0 (H)
 10/4 – Marshall Co. – Won 28-20 (A)
 10/11 – Arab – Won 34-7 (H/HC)
 10/18 – Fort Payne – Won 27-13 (A)
 11/1 – Pell City – Won 27-0 (A)
 11/8 – Oneonta – Won 35-0 (A)
 11/15 – Albertville – Won 26-15 (H)
 Record to Date: 218-158-36
 SHS to Date: 48-18-4
 Opponents Record: 46-49-4

1964 – 3A (6-2-1) John Meadows

9/11 – (5) Bridgeport – Won 21-13 (H)
 9/18 – (3) Childersburg – Won 14-6 (A)
 10/2 – (3) Haleyville (2) – Lost 19-7 (A)
 10/9 – (4) Arab – Tie 27-27 (A)
 10/17 – (4) F. Payne (2) – L 7-6 (H/HC)
 10/23 – (6) Marshall Co. – W 14-13 (H)
 10/30 – (8) Pell City – Won 21-6 (H)
 11/6 – (9) Oneonta – Won 19-0 (H)
 11/13 – (7) Albertville – Won 18-12 (A)
 Record to Date: 224-160-37
 SHS to Date: 54-20-5
 Opponents Record: 45-41-4

1965 – 3A (10-0-0) John Meadows

9/10 – Hixon TN – Won 20-6 (A)
 9/17 – (10) Stevenson – Won 19-0 (H)
 9/24 – (7) Huntsville (6) – Won 13-6 (A)
 10/1 – (7) Haleyville – Won 34-7 (H/HC)
 10/8 – (5) Arab – Won 41-6 (H)
 10/15 – (4) Fort Payne (6) – Won 7-0 (A)
 10/22 – (2) Guntersv. (8) – W 35-13 (A)
 11/5 – (3) Cullman – Won 7-0 (A)
 11/12 – (1) Sparkman – Won 58-13 (H)
 @ 11/19 (1) Notre Dame – Won 33-7 (N)
 @ - Civic Bowl Game, Tullahoma TN
 Record to Date: 234-160-37
 SHS to Date: 64-20-5
 Opponents Record: 40-33-6

1966 – 3A (4-5-0) Bill Hawkins

9/9 – Hixon TN – Won 28-7 (H)
 9/23 – Huntsville – Lost 27-0 (H)
 9/29 – Haleyville – Won 32-0 (A)
 10/7 – Arab – Lost 41-7 (A)
 10/14 – Fort Payne – Lost 18-14 (H)
 10/21 – Guntersville – Lost 7-0 (A)
 10/28 – Hanceville – Won 21-7 (H/HC)
 11/4 – Cullman – Lost 21-0 (H)
 11/11 – Sparkman – Won 27-14 (A)
 Record to Date: 238-165-37
 SHS to Date: 68-25-5
 Opponents Record: 37-39-4

1967 – 3A (6-4-0) Bill Hawkins

9/1 – E. Sansom – Won 19-7 (H)
 9/8 – Hixon TN – Won 13-0 (A)
 9/15 – (1) Winchester TN – W 14-13 (A)
 9/22 – Athens – Lost 13-0 (H)
 9/29 – Haleyville (7) – Won 7-0 (H)
 10/6 – Arab – Lost 7-0 (H/HC)
 10/13 – Fort Payne – Lost 27-6 (A)
 10/20 – Guntersville (9) – Lost 13-0 (H)
 10/27 – Hanceville – Won 12-0 (A)
 11/3 – Boaz – Won 6-0 (A)
 Record to Date: 244-169-37
 SHS to Date: 74-29-5
 Opponents Record: 38-41-2

1968 – 3A (6-4-0) Bill Hawkins

9/6 – Austin Decatur – Lost 21-20 (A)
 9/13 – Hixon TN – Won 20-0 (A)
 9/27 – Albertville – Won 33-13 (H)
 10/4 – Athens – Lost 25-13 (A)
 10/11 – Arab – Won 32-13 (A)
 10/18 – Winchester TN – L 20-7 (H/HC)
 10/25 – Guntersville – Lost 14-14 (A)
 11/1 – Fort Payne – Won 20-0 (H)
 11/8 – Boaz – Won 27-0 (H)
 11/15 – Sheffield – Won 24-0 (H)
 Record to Date: 250-173-37
 SHS to Date: 80-33-5
 Opponents Record: 33-42-5

1969 – 4A (7-2-0) Buddy Moore

9/5 – Austin Decatur – Won 13-0 (H)
 9/12 – Hixon TN – Won 6-0 (A)
 9/19 – Bradshaw – Won 28-12 (H)
 9/26 – Albertville – Won 21-6 (A)
 10/3 – Decatur – Lost 30-0 (A)
 10/10 – (10) Arab – Won 12-8 (H)
 10/24 – (9) Guntersville – W 27-6 (H/HC)
 10/31 – Fort Payne – Won 20-0 (A)
 11/14 – Athens – Lost 23-20 (H)
 # - 250th all-time win
 Record to Date: 257-175-37
 SHS to Date: 87-35-5
 Opponents Record: 34-43-2

1970 – 4A (10-2-0) M. Higginbotham

9/11 – Austin Decatur – Won 33-7 (A)
 9/18 – Bradshaw – Won 21-6 (H)
 9/25 – Albertville – Won 34-6 (H)
 10/2 – Decatur (10) – Won 30-16 (H)
 10/9 – (5) Arab – Lost 21-8 (A)
 10/16 – Guntersville – Won 20-13 (A)
 10/23 – (10) Grissom – Won 7-6 (A)
 10/30 – Fort Payne – Won 20-7 (H)
 11/6 – Mtn. Brook – Won 20-6 (H/HC)
 11/13 – (9) Athens – Won 28-21 (A)
 *11/20 – Decatur (10) – Won 24-0 (H)
 *11/27 – Lee Mont. (1) – Lost 35-8 (A)
 Record to Date: 267-177-37
 SHS to Date: 97-37-5
 Opponents Record: 77-46-2

1971 – 4A (3-7-0) M. Higginbotham

9/3 – Austin Decatur – Won 18-7 (H)
 9/10 – Lee Huntsville – Lost 33-6 (H)
 9/17 – Emma Sansom – Won 27-14 (A)
 9/24 – Albertville – Won 14-11 (A)
 10/1 – Decatur – Lost 18-13 (A)
 10/8 – Arab – Lost 13-7 (H)
 10/15 – Coffee – Lost 7-6 (H/HC)
 10/22 – Grissom – Lost 26-0 (H)
 10/29 – Fort Payne – Lost 31-7 (A)
 11/5 – Mountain Brook – Lost 45-7 (A)
 # - First game at Trammell Stadium
 Record to Date: 270-184-37
 SHS to Date: 100-44-5
 Opponents Record: 62-36-4

Scottsboro Wildcat Football

Year-by-Year Results

1972 – 4A (2-8-0) Jim Tompkins

9/1 – Austin Decatur – Lost 7-3 (A)
9/8 – Lee Huntsville – Lost 28-0 (A)
9/15 – Emma Sansom – Won 19-18 (H)
9/22 – Albertville – Won 34-3 (H)
9/29 – Decatur – Lost 13-7 (H/HC)
10/6 – Arab – Lost 14-0 (A)
10/13 – Coffee – Lost 22-8 (A)
10/20 – Grissom – Lost 20-0 (H)
10/27 – Fort Payne – Lost 19-3 (H)
11/3 – Guntersville – Lost 12-9 (A)
Record to Date: 272-192-37
SHS to Date: 102-52-5
Opponents Record: 44-51-4

1973 – 4A (5-5-0) Larry Keys

8/31 – Austin Decatur – Lost 41-0
9/14 – at Emma Sansom – Won 7-2
9/21 – at Albertville – Lost 21-14
9/28 – at Decatur – Lost 35-0
10/5 – Arab – Won 14-13
10/12 – Coffee – Won 23-14
10/19 – Bradshaw – Lost 41-7
10/26 – Fort Payne – Won 19-8
11/2 – Guntersville (HC) – Won 27-12
11/9 – Talladega – Lost 29-7
Record to Date: 277-197-37
SHS to Date: 107-57-5
Opponents Record: 43-52-4

1974 – 4A (6-4-0) Larry Keys

9/6 – at Austin Decatur – Lost 7-6
9/13 – Emma Sansom – Won 13-0
9/27 – Albertville – Won 20-10
10/4 – Decatur – Lost 35-34 (5-OT)
10/11 – at Arab – Won 7-0
10/18 – at Coffee – Lost 17-14
10/25 – at Bradshaw – Won 13-12
11/1 – Fort Payne (HC) – Won 20-6
11/8 – at Guntersville – Won 26-7
11/15 – Talladega – Lost 28-20
Record to Date: 283-201-37
SHS to Date: 113-61-5
Opponents Record: 48-49-3

1975 – 3A (4-5-0) Larry Keys

9/5 – at Glencoe – Lost 15-14
9/19 – Cherokee County – Won 20-8
9/26 – at Albertville – Lost 19-7
10/3 – at Decatur – Lost 36-12
10/10 – at Arab – Won 13-6
10/17 – Guntersville – Won 13-6
10/24 – Athens – Lost 53-27
10/31 – at Fort Payne – Lost 26-21
11/7 – Boaz (HC) – Won 13-7
Record to Date: 287-206-37
SHS to Date: 117-66-5
Opponents Record: 51-36-7

1976 – 3A (8-2-1) Larry Keys

8/27 – Lee Huntsville – Won 19-14
9/3 – Glencoe – Won 36-12
9/17 – at Cherokee Co. – Won 14-13
9/24 – (7) Albertville – Tied 7-7
10/1 – Decatur – Lost 21-7
10/8 – at Boaz – Won 28-13
10/15 – at Guntersville – Won 31-0
10/22 – at Litchfield – Won 35-0
10/29 – Fort Payne (HC) – Won 35-21
11/5 – at Sparkman – Won 49-7
*11/12 – at Walter Wellborn – Lost 35-7
Record to Date: 295-208-38
SHS to Date: 125-68-6
Opponents Record: 58-52-2

1977 – 3A (4-6-0) Larry Keys

8/26 – at Lee Huntsville – Lost 31-7
9/2 – Glencoe – Lost 17-7
9/16 – at Cherokee Co. – Lost 26-6
9/23 – Huntsville – Lost 35-7
9/30 – at Albertville – Lost 9-7
10/7 – at Sylacauga – Won 14-7
10/14 – Guntersville – Lost 17-13
10/21 – Litchfield (HC) – Won 20-14
10/28 – at Fort Payne – Won 28-7
11/4 – Sparkman – Won 12-0
Record to Date: 299-214-38
SHS to Date: 129-74-6
Opponents Record: 57-44-3

1978 – 4A (4-6-0) Larry Keys

9/1 – Grissom – Lost 22-6
9/8 – Bradshaw – Lost 14-6
9/15 – at Sparkman – Won 48-0
9/22 – Huntsville – Lost 21-12
9/29 – at Guntersville – Won 20-0
10/6 – Johnson – Lost 33-10
10/13 – Decatur (HC) – Won 15-13
10/20 – at Athens – Lost 21-13
10/27 – at Fort Payne – Won 24-7
11/3 – at Arab – Lost 16-0
- 300th all-time win
Record to Date: 303-220-38
SHS to Date: 133-80-6
Opponents Record: 48-49-2

1979 – 4A (2-8-0) Larry Keys

8/31 – Huntsville – Lost 21-7
9/7 – at Grissom – Lost 7-0
9/14 – at Bradshaw – Lost 20-14
9/21 – Sparkman – Won 40-13
10/5 – Guntersville – Lost 22-13
10/12 – at Johnson – Lost 27-6
10/19 – at Decatur – Lost 25-6
10/26 – Athens – Lost 13-3
11/2 – Fort Payne (HC) – Lost 33-8
11/9 – at Arab – Won 12-7
Record to Date: 305-228-38
SHS to Date: 135-88-6
Opponents Record: 53-50-0

1980 – 4A (9-3-0) Lyle Darnell

8/28 – Huntsville – Won 7-0
9/5 – Grissom – Won 20-10
9/12 – Bradshaw – Lost 28-13
9/26 – Albertville – Won 14-7
10/3 – at Guntersville – Won 34-13
10/10 – Johnson – Won 28-21
10/17 – Decatur (HC) – Won 21-0
10/24 – at Athens – Won 20-0
10/31 – at Fort Payne – Lost 13-9
11/7 – at Arab – Won 25-19
*11/14 – at Butler – Won 7-0
*11/21 – at Grissom (6) – Lost 35-7
Record to Date: 314-231-38
SHS to Date: 144-91-6
Opponents Record: 63-64-0

Scottsboro Wildcat Football

Year-by-Year Results

1981 – 4A (5-5-0) George Hoblitzell

8/28 – Huntsville – Lost 14-7
9/3 – at Grissom – Lost 14-7
9/11 – at Bradshaw – Lost 10-7
9/18 – Athens – Won 7-3
9/25 – at Albertville – Lost 10-0
10/2 – Guntersville (HC) – Won 10-7
10/9 – at Johnson – Won 13-8
10/16 – at Decatur – Lost 7-6
10/30 – Fort Payne – Won 21-7
11/6 – Arab – Won 21-20
Record to Date: 319-236-38
SHS to Date: 149-96-6
Opponents Record: 51-52-1

1982 – 4A (4-6-0) Wayne McNutt

8/27 – at Arab – Won 6-0
9/3 – Grissom – Lost 14-0
9/10 – Bradshaw – Lost 33-16
9/17 – at Etowah – Won 27-7
9/24 – Albertville – Won 21-6
10/1 – at Guntersville – Lost 34-8
10/8 – Johnson (4) – Lost 36-18
10/15 – Decatur (HC) – Won 16-14
10/22 – at Gadsden – Lost 27-7
10/29 – at Fort Payne – Lost 21-14
Record to Date: 323-242-38
SHS to Date: 153-102-6
Opponents Record: 45-56-0

1983 – 4A (5-5-0) Wayne McNutt

8/26 – Arab – Won 21-13
9/1 – at Grissom – Lost 24-0
9/9 – at Bradshaw – Lost 21-14
9/16 – Etowah – Won 35-0
9/23 – at Albertville – Lost 38-6
9/30 – Guntersville (HC) – Won 24-0
10/6 – at Johnson – Lost 26-6
10/14 – at Decatur – Lost 19-7
10/21 – Gadsden – Won 29-17
10/28 – Fort Payne – Won 17-0
Record to Date: 328-247-38
SHS to Date: 158-107-6
Opponents Record: 41-62-0

1984 – 5A (5-5-0) Wayne McNutt

8/31 – Pisgah (2) – Won 21-12
9/7 – Decatur – Won 17-14
9/14 – at Cherokee Co. – Lost 15-6
9/21 – Southside Gad. (HC) – Lost 14-6
9/28 – at Jacksonville – Won 28-21
10/5 – at Arab – Lost 17-13
10/12 – Albertville – Lost 35-13
10/19 – at Guntersville – Lost 17-12
10/26 – at Cullman – Won 27-0
11/2 – Fort Payne – Won 13-7
Record to Date: 333-252-38
SHS to Date: 163-112-6
Opponents Record: 65-45-0

1985 – 5A (6-5-0) Randy Ross

8/29 – at Pisgah – Lost 12-11
9/6 – at Decatur (7) – Lost 10-7
9/13 – Cherokee County – Won 20-13
9/20 – at Southside Gad. – Won 14-7
9/27 – Jacksonville (HC) – Won 19-13
10/4 – Arab – Won 27-21
10/11 – at Albertville – Won 21-12
10/18 – Guntersville – Won 14-0
10/25 – Cullman (3) – Lost 33-3
11/1 – at Fort Payne (10) – Lost 13-6
*11/8 – at Gadsden – Lost 31-6
Record to Date: 339-257-38
SHS to Date: 169-117-6
Opponents Record: 70-49-0

1986 – 6A (0-10-0) Randy Ross

8/29 – at Guntersville – Lost 28-0
9/5 – Decatur – Lost 17-0
9/12 – Butler – Lost 24-7
9/19 – Fort Payne – Lost 35-20
9/26 – at Arab – Lost 33-14
10/3 – at Athens – Lost 34-7
10/10 – Albertville (HC) – Lost 28-14
10/17 – at Johnson – Lost 23-0
10/24 – at Cullman – Lost 28-16
10/31 – Grissom – Lost 33-14
Record to Date: 339-267-38
SHS to Date: 169-127-6
Opponents Record: 69-43-0

1987 – 6A (4-7-0) Lyle Darnell

8/28 – Guntersville – Lost 21-7
9/4 – at Decatur – Won 22-14
9/11 – at Butler – Won 14-8
9/18 – at Fort Payne – Lost 14-0
9/25 – Arab (HC) – Won 24-0
10/2 – Athens (2) – Lost 34-0
10/9 – at Albertville – Lost 31-13
10/16 – Johnson (9) – Lost 38-0
10/23 – Cullman – Won 28-14
10/30 – at Grissom – Lost 14-13
*11/6 – at Huntsville (8) – Lost 38-3
Record to Date: 343-274-38
SHS to Date: 173-134-6
Opponents Record: 66-51-0

1988 – 6A (2-9-0) Lyle Darnell

8/26 – at Guntersville – Lost 27-14
9/2 – Decatur – Lost 23-17
9/9 – at North Jackson – Lost 17-14
9/16 – Fort Payne – Lost 14-6
9/23 – Etowah – Lost 53-12
9/30 – at Lee Huntsville – Lost 34-15
10/7 – Grissom (HC) – Lost 21-7
10/14 – Albertville – Won 7-6
10/21 – at Cullman – Lost 36-8
10/28 – at Arab – Won 9-0
*11/4 – at Decatur (9) – Lost 21-16
Record to Date: 345-283-38
SHS to Date: 175-143-6
Opponents Record: 72-45-0

1989 – 6A (8-4-0) Lyle Darnell

8/24 – Guntersville – Won 27-7
9/1 – at Decatur – Lost 20-17 (OT)
9/8 – North Jackson – Won 41-0
9/15 – at Fort Payne (3) – L 35-28 (2OT)
9/21 – at Etowah – Lost 31-22
9/29 – Lee Huntsville (HC) – Won 8-6
10/6 – at Grissom – Won 42-6
10/13 – at Albertville – Won 21-14
10/20 – Cullman – Won 31-20
10/27 – Arab – Won 42-7
*11/3 – at Decatur (9) – W 34-31 (3OT)
*11/10 – Parker – Lost 31-0
- 350th all-time win
Record to Date: 353-287-38
SHS to Date: 183-147-6
Opponents Record: 71-56-0

Scottsboro Wildcat Football

Year-by-Year Results

1990 – 6A (5-6-0) Rick Brown

9/7 – at Guntersville – Lost 7-6
9/14 – Decatur (10) – Lost 31-14
9/21 – at North Jackson (1) – Lost 28-6
9/28 – Fort Payne – Lost 31-7
10/5 – at Brewer – Won 41-15
10/12 – at Lee Huntsville – Won 17-10
10/19 – Grissom (HC) – Won 27-8
10/26 – Albertville – Lost 15-12
11/2 – Austin Decatur – Won 13-3
11/9 – at Southside Gad. – Won 14-8
*11/16 – Hewitt Trussville – Lost 43-7
Record to Date: 358-293-38
SHS to Date: 188-153-6
Opponents Record: 63-56-0

1991 – 6A (5-6-0) Larry Morris

9/6 – Guntersville – Won 28-7
9/13 – at Decatur – Lost 14-7
9/20 – North Jackson – Lost 25-0
9/27 – at Fort Payne (8) – Won 21-17
10/4 – Brewer (HC) – Won 38-6
10/11 – Lee Huntsville (9) – Lost 42-20
10/18 – at Grissom – Lost 21-14 (OT)
10/25 – at Albertville – Won 14-7
11/1 – at Austin Decatur – Lost 34-14
11/8 – Southside Gadsden – Won 32-8
*11/15 – Hewitt Trussville (5) – L 28-6
Record to Date: 363-299-38
SHS to Date: 193-159-6
Opponents Record: 67-53-0

1992 – 5A (4-6-0) Larry Morris

9/4 – at Guntersville – Lost 17-7
9/11 – at North Jackson – Lost 14-3
9/18 – Grissom – Lost 24-21
9/25 – Fort Payne – Lost 27-9
10/2 – at Southside Gad. – Won 21-7
10/9 – at Pisgah – Won 28-14
10/16 – Bradshaw (HC) – Lost 20-7
10/23 – Albertville – Lost 20-14 (OT)
10/30 – Plainview (5) – Won 27-8
11/6 – at Arab – Won 13-0
Record to Date: 367-305-38
SHS to Date: 197-165-6
Opponents Record: 58-52-0

1993 – 5A (2-8-0) Larry Morris

9/3 – Guntersville – Lost 17-6
9/10 – North Jackson (10) – Lost 46-0
9/17 – at Grissom – Lost 10-7
9/24 – at Fort Payne – Lost 26-0
10/1 – Southside Gad. (HC) – Lost 15-0
10/8 – Pisgah – Won 28-0
10/15 – at Bradshaw – Lost 18-0
10/22 – at Albertville – Lost 24-6
10/29 – at Plainview (7) – Won 9-6
11/5 – Arab (9) – Lost 28-27
Record to Date: 369-313-38
SHS to Date: 199-173-6
Opponents Record: 73-43-0

1994 – 5A (6-6-0) Larry Morris

9/2 – at Guntersville – Lost 23-13
9/9 – Plainview – Lost 15-14
9/16 – at Sparkman – Won 31-6
9/23 – Gordon Lee GA – Won 7-6
9/30 – E. Sansom (HC) – Won 20-12
10/7 – at Boaz – Won 41-22
10/14 – at North Jackson (5) – Lost 32-6
10/21 – Albertville (8) – Won 29-23
10/28 – Fort Payne – Lost 20-14
11/4 – at Arab – Lost 7-6
*11/10 – at Bob Jones – Won 35-8
*11/18 – Homewood – Lost 39-14
Record to Date: 375-319-38
SHS to Date: 205-179-6
Opponents Record: 72-49-0

1995 – 5A (11-1-0) Larry Morris

9/1 – Guntersville (6) – Won 21-14
9/8 – at Plainview (4) – Won 26-6
9/15 – Sparkman – Won 42-14
9/22 – at Gordon Lee GA – Won 13-0
9/29 – (10) At E.Sansom – Won 21-10
10/6 – (10) Boaz (HC) – Won 41-21
10/13 – (7) North Jackson – Won 23-20
10/20 – (7) at Albertville – Won 35-16
10/27 – (6) at Fort Payne – Won 28-21
11/3 – (6) Arab – Won 21-7
11/9 – (5) *Coffee – Won 30-29
11/17 – (5) *at Erwin – Lost 31-14
Record to Date: 386-320-38
SHS to Date: 216-180-6
Opponents Record: 63-57-0

1996 – 5A (11-1-0) Larry Morris

9/6 – (4) at Guntersville (6) – Won 21-0
9/13 – (4) Buckhorn – Won 46-27
9/20 – (4) Emma Sansom – Won 21-7
9/28 – (2) at Hartselle – Won 28-25
10/4 – (2) at Southside Gad. – W 34-14
10/18 – (2) at NJackson (4) – L 26-23@
10/25 – (7) Albertville (HC) – Won 42-21
11/1 – (6) Fort Payne – Won 32-28
11/8 – (6) at Arab – Won 42-15
11/15 – (5) *Anniston – Won 34-7
11/22 – (5) *at Etowah – Won 42-35
11/29 – (5) *Bradshaw – Lost 38-37
@ - AHSAA Forfeit 1-0
Record to Date: 397-321-38
SHS to Date: 227-181-6
Opponents Record: 62-70-0

1997 – 5A (10-3-0) Larry Morris

9/5 – (4) Guntersville – Won 28-0
9/12 – (4) at Buckhorn – Won 40-28
9/19 – (3) at E. Sans. (4) – L 21-20 (OT)
9/26 – (9) Hartselle – Won 26-10
10/3 – (7) Southside (HC) – Won 38-15
10/17 – (8) North Jackson – W 22-19
10/24 – (7) at Albertville – Won 30-15
10/31 – (7) at Fort Payne – Lost 35-31
11/7 – Arab – Won 27-0
*11/14 – Pinson Valley – Won 27-6
*11/21 – at McAdory – Won 35-34
*11/28 – Anniston – Won 37-0
*12/5 – at Etowah – Lost 21-13
- 400th all-time win
Record to Date: 407-324-38
SHS to Date: 237-184-6
Opponents Record: 74-67

1998 – 5A (3-7-0) Larry Morris

9/28 – at Guntersville – Won 28-6
9/4 – (6) Sparkman – Won 21-19
9/11 – (6) Hazel Green – Lost 34-28
9/18 – at Southside Gad. – Lost 27-22
9/25 – at Johnson – Lost 48-3
10/2 – Fort Payne – Lost 35-28
10/9 – Buckhorn (HC) – Lost 36-21
10/16 – at Albertville – Lost 42-28
10/23 – at North Jackson – Lost 35-13
10/30 – Pell City – Won 28-21
Record to Date: 410-331-38
SHS to Date: 240-191-6
Opponents Record: 48-53-0

Scottsboro Wildcat Football

Year-by-Year Results

1999 – 5A (7-3-0) Larry Morris

9/27 – Guntersville – Won 34-21
9/3 – at Sparkman – Won 28-21
9/10 – at Hazel Green – Won 35-27
9/17 – Southside – Won 33-27 (OT)
9/24 – Johnson – Lost 46-30
10/1 – at Fort Payne – Won 35-0
10/8 – at Buckhorn – Lost 39-16
10/15 – Albertville (HC) – Won 42-24
10/22 – North Jackson – Won 17-7
10/29 – at Pell City – Lost 27-7
Record to Date: 417-334-38
SHS to Date: 247-194-6
Opponents Record: 41-62-0

2000 – 5A (8-3-0) Larry Morris

9/1 – at North Jackson – Lost 32-6
9/8 – Buckhorn – Won 49-14
9/15 – at Boaz – Won 34-20
9/22 – Fort Payne – Won 56-22
9/29 – at Hartselle – Won 49-28
10/6 – Albertville (HC) – Won 27-12
10/13 – at M. Jordan (10) – Won 48-28
10/20 – Cullman (4) – Won 29-20
10/27 – Etowah (7) – Lost 56-30
11/3 – at Southside Gad. – Won 48-7
*11/10 – at Anniston (10) – Lost 32-21
Record to Date: 425-337-38
SHS to Date: 255-197-6
Opponents Record: 55-60-0

2001 – 5A (1-9-0) Larry Morris

8/31 – North Jackson (5) – Lost 20-0
9/7 – at Buckhorn – Lost 27-16
9/14 – Boaz – Lost 21-7
9/21 – at Fort Payne – Lost 19-14
9/28 – Hartselle (7) – Lost 34-12
10/5 – at Albertville – Lost 21-6
10/12 – M. Jordan (HC) – Lost 55-27
10/19 – at Cullman – Lost 27-6
10/26 – at Etowah – Lost 21-13
11/2 – at Southside Gad. – Won 28-27
Record to Date: 426-346-38
SHS to Date: 256-206-6
Opponents Record: 59-51-0

2002 – 5A (4-7-0) Larry Morris

8/30 – at North Jackson (2) – Lost 19-6
9/6 – Johnson – Lost 27-6
9/13 – at Hazel Green – Won 29-26
9/20 – Huntsville – Won 21-14
9/27 – at Guntersville – Lost 14-0
10/4 – Butler (HC) – Won 21-0
10/11 – at Buckhorn – Won 49-14
10/18 – Lee Huntsville – Lost 57-50
10/25 – at Arab – Lost 20-8
11/1 – Fort Payne – Lost 35-21
*11/8 – Athens – Lost 49-22
Record to Date: 430-353-38
SHS to Date: 260-213-6
Opponents Record: 61-59-0

2003 – 5A (8-4-0) Larry Morris

8/29 – North Jackson (1) – Won 24-6
9/25 – at Johnson – Won 44-21
9/12 – Hazel Green – Won 42-7
9/18 – at Huntsville – Lost 21-7
9/26 – Guntersville – Won 41-20
10/3 – at Butler – Won 48-12
10/10 – Buckhorn (HC) – Won 50-13
10/17 – at Lee Huntsville – Won 31-28
10/24 – Arab – Lost 35-19
10/30 – at Fort Payne – Lost 35-21
*11/7 – at Anniston – Won 23-20
*11/14 – Russellville (2) – Lost 48-13
Record to Date: 438-357-38
SHS to Date: 268-217-6
Opponents Record: 73-61-0

2004 – 5A (10-2-0) Larry Morris

8/27 – Boaz – Won 36-0
9/3 – Butler – Won 47-6
9/10 – at Huntsville – Won 37-31
9/24 – (10) at Guntersville – W 48-28
10/1 – (5) at Fort Payne (8) – Won 17-14
10/8 – (5) Lee H'ville (HC) – Won 38-20
10/15 – (5) at Buckhorn – Won 26-10
10/21 – (3) at Johnson – Won 29-13
10/29 – (3) Arab – Won 39-21
11/5 – (3) at North Jackson – Lost 30-27
*11/12 – West End Bham – Won 48-19
*11/19 – at Athens – Lost 38-27
Record to Date: 448-359-38
SHS to Date: 278-219-6
Opponents Record: 61-69-0

2005 – 5A (0-10-0) Freddie Tidmore

8/25 – at Boaz – Lost 21-9
9/1 – at Butler – Lost 28-7
9/9 – Huntsville – Lost 35-17
9/16 – at Arab – Lost 23-19
9/23 – Guntersville – Lost 26-21
9/30 – Fort Payne (HC) – Lost 17-0
10/7 – at Lee Huntsville – Lost 21-7
10/14 – Buckhorn – Lost 33-21
10/21 – Johnson – Lost 35-28
10/28 – North Jackson (3) – Lost 46-21
Record to Date: 448-369-38
SHS to Date: 278-229-6
Opponents Record: 66-48-0

2006 – 5A (5-6-0) Freddie Tidmore

9/1 – at Guntersville – Lost 34-28
9/8 – at Arab – Won 32-19
9/15 – Butler – Lost 35-28
9/22 – at Etowah – Lost 42-7
9/29 – at North Jackson (4) – Lost 19-7
10/6 – Southside (HC) – Won 49-21
10/13 – Albertville – Won 44-16
10/20 – at Lee Huntsville – Won 49-21
10/27 – Fort Payne (5) – Lost 40-29
11/3 – Cullman – Won 37-35
*11/9 – at Gardendale – Lost 37-20
- 450th all-time win
Record to Date: 453-375-38
SHS to Date: 283-235-6
Opponents Record: 71-54-0

2007 – 5A (6-5-0) Freddie Tidmore

8/31 – Guntersville (1) – Won 20-14
9/7 – Arab – Won 28-23
9/14 – at Butler – Won 36-9
9/21 – Etowah – Won 20-0
9/28 – (9) North Jackson (1) – Lost 24-3
10/5 – at Southside Gad. – Won 56-21
10/12 – at Albertville – Lost 35-14
10/19 – Lee Huntsville (HC) – Won 28-0
10/26 – at Fort Payne (3) – Lost 49-6
11/2 – at Cullman (7) – Lost 35-14
*11/9 – at Ben Russell – Lost 35-14
Record to Date: 459-380-38
SHS to Date: 289-240-6
Opponents Record: 72-53-0

Scottsboro Wildcat Football

Year-by-Year Results

2008 – 5A (5-6-0) Freddie Tidmore

8/29 – at North Jackson (3) – Lost 25-7
 9/5 – Arab – Won 27-0
 9/12 – at Southside Gad. – Won 32-14
 9/19 – Boaz – Lost 21-6
 9/26 – Butler (HC) – Won 45-12
 10/3 – at Etowah – Lost 20-0
 10/10 – Madison Co. (10) – Lost 21-20
 10/17 – at Albertville – Won 29-28
 10/24 – Fort Payne – Won 24-21
 10/31 – Cherokee Co. (5) – Lost 40-18
 *11/7 – at Hartselle (1) – Lost 41-7
 Record to Date: 464-386-38
 SHS to Date: 294-246-6
 Opponents Record: 75-50-0

2009 – 5A (1-9-0) Freddie Tidmore

8/28 – North Jackson (6) – Lost 47-24
 9/4 – at Arab – Lost 9-7
 9/11 – Southside Gad. – Lost 34-14
 9/18 – at Boaz – Lost 28-7
 9/25 – Butler (HC) – Won 28-0
 10/2 – Etowah – Lost 9-6
 10/8 – at Madison County – Lost 7-2
 10/16 – Albertville – Lost 21-14
 10/23 – at Fort Payne – Lost 38-13
 10/30 – at Cherokee Co. (1) – Lost 34-0
 Record to Date: 465-395-38
 SHS to Date: 295-255-6
 Opponents Record: 61-50-0

2010 – 5A (1-9-0) Swane Morris

8/27 – Huntsville – Lost 37-6
 9/3 – Arab – Lost 21-3
 9/10 – at Southside Gad. – Lost 16-7
 9/17 – Boaz (HC) – Lost 26-17
 9/24 – at Lee Huntsville – Lost 14-9
 10/1 – at Etowah – Lost 35-7
 10/8 – Madison County – Won 9-3
 10/15 – at Albertville – Lost 35-14
 10/22 – Fort Payne (6) – Lost 49-0
 10/29 – at North Jackson (2) – Lost 48-7
 Record to Date: 466-404-38
 SHS to Date: 296-264-6
 Opponents Record: 64-48-0

2011 – 5A (2-8-0) Swane Morris

8/26 – at Huntsville – Lost 48-10 (%)
 9/2 – at Arab – Won 21-14
 9/9 – Southside Gad. – Lost 24-21
 9/16 – at Boaz – Lost 18-15
 9/23 – Lee Huntsville (HC) – Won 24-21
 9/30 – Etowah – Lost 22-0
 10/7 – at Madison Co. – Lost 34-21
 10/14 – Albertville – Lost 28-7
 10/21 – at Fort Payne (6) – Lost 38-10
 10/28 – North Jackson (3) – Lost 37-12
 Record to Date: 468-412-38
 SHS to Date: 298-272-6
 Opponents Record: 66-44-0

2012 – 5A (2-8-0) Swane Morris

8/31 – at Buckhorn – Lost 26-21
 9/7 – Arab – Lost 35-25
 9/14 – at Southside Gad. – Lost 27-7
 9/21 – Boaz – Lost 45-10
 9/28 – at North Jackson – Lost 27-25
 10/5 – at Etowah – Lost 40-14
 10/12 – Brewer (HC) – Won 57-20
 10/19 – at Columbia – Won 55-28 (%)
 10/26 – Fort Payne (3) – Lost 45-7
 11/2 – Madison County (5) – Lost 56-14
 Record to Date: 470-420-38
 SHS to Date: 300-280-6
 Opponents Record: 63-47-0

2013 – 5A (7-4-0) Patrick Nix

8/30 – Buckhorn – Lost 27-13
 9/6 – at Arab – Won 17-14
 9/13 – Southside Gad. – Lost 28-6
 9/20 – at Boaz – Won 42-7
 9/27 – North Jackson – Won 55-0
 10/4 – Etowah – Won 24-20
 10/11 – at Brewer – Won 23-21
 10/18 – Columbia (HC) – Won 48-27
 10/25 – at Fort Payne – Won 35-20
 11/1 – at Madison Co. – Lost 35-21
 *11/8 – Parker – Lost 24-0
 Record to Date: 477-424-38
 SHS to Date: 307-284-6
 Opponents Record: 60-60-0

2014 – 6A (4-7-0) Patrick Nix

8/22 – Dalton GA – Lost 41-21
 8/29 – at Sparkman – Won 34-24
 9/5 – Brewer – Won 33-14
 9/12 – at Albertville – W 41-40 (2-OT)
 9/19 – Lee Huntsville (HC) – Won 24-17
 9/26 – at North Jackson – Lost 42-39
 10/10 – at Fort Payne – Lost 20-12
 10/17 – Southside Gad. – Lost 42-16
 10/24 – at Arab – Lost 43-32
 10/31 – Madison Co. – Lost 13-6 (OT)
 *11/7 – at C-Chalkville (1) – L 85-50 (%)
 Record to Date: 481-431-38
 SHS to Date: 311-291-6
 Opponents Record: 79-55-0

2015 – 6A (5-6-0) Patrick Nix

8/21 – at Dalton GA – Lost 35-21 (%)
 8/28 – Sparkman – Lost 32-30
 9/4 – at Brewer – Won 24-22
 9/11 – Albertville – Lost 35-10
 9/18 – at Lee (Day) – L 43-42 (2-OT) (%)
 9/25 – North Jackson – Won 30-28
 10/9 – Fort Payne (HC) – Lost 38-21
 10/16 – at Southside Gad. – Won 41-39
 10/23 – Arab – Won 38-13
 10/30 – at Madison Co. – Won 45-21
 *11/5 – at Walker – Lost 35-9
 Record to Date: 486-437-38
 SHS to Date: 316-297-6
 Opponents Record: 53-55-0

2016 – 5A (12-1-0) Patrick Nix

8/26 – Fort Payne – Won 35-3
 9/2 – Crossville – Won 63-21
 9/9 – (10) Douglas – Won 62-6
 9/16 – (7) at Guntersville (9) – Won 23-7
 9/23 – (7) at NJackson (10) – Won 24-6
 9/30 – (5) Alexandria – Won 41-28
 10/7 – (5) at Arab – Won 59-7
 10/14 – (2) at Boaz – Won 56-14
 10/21 – (1) Etowah (2) – Won 56-26
 10/28 – (1) at Madison Co. – Won 52-25
 11/4 – (1) *Lawrence Co. – Won 38-27
 11/11 – (1) *at Fairfield – Won 49-28
 11/18 – (1) *at Wenonah – Lost 49-28
 Record to Date: 498-438-38
 SHS to Date: 328-298-6
 Opponents Record: 69-73-0

Scottsboro Wildcat Football

Year-by-Year Results

2017 – 5A (5-5-0) Don Jacobs

9/1 – at Fort Payne – Lost 34-14
9/8 – at Crossville – Lost 28-21
9/15 – at Douglas – Won 35-0
9/22 – Guntersville – Lost 45-0
9/29 – North Jackson – Won 56-27
10/6 – at Alexandria (6) – Lost 32-7
10/13 – Arab – Won 27-7
10/20 – Boaz (HC) – Won 30-14
10/27 – at Etowah (5) – Lost 47-27
11/3 – Madison County – Won 21-9
- 500th all-time win
Record to Date: 503-443-38
SHS to Date: 333-303-6
Opponents Record: 49-58-0

2018 – 5A (4-6-0) Don Jacobs

8/31 – Fort Payne – Won 26-13 (H)
9/7 – Ardmore – Won 35-7 (H)
9/14 – Guntersville – Lost 21-7 (A)
9/21 – East Limestone – Lost 28-13 (H)
9/28 – North Jackson (4) – Lost 56-3 (A)
10/5 – Madison Co. – Won 31-15 (H/HC)
10/12 – Arab – Won 44-27 (A)
10/19 – Madison Acad. – Lost 34-26 (H)
10/26 – Brewer – Lost 29-3 (A)
11/2 – Hartselle (5) – Lost 49-0 (A)
Record to Date: 507-449-38
SHS to Date: 337-309-6
Opponents Record: 66-44-0

2019 – 5A (9-3-0) Don Jacobs

8/30 – Fort Payne – Lost 42-7 (A)
9/6 – Ardmore – Won 41-27 (A)
9/13 – Guntersville – Won 42-14 (H)
9/20 – East Limestone – Won 27-0 (A)
9/27 – North Jackson – Won 33-0 (H)
10/4 – Madison County – Lost 20-7 (A)
10/11 – Arab – Won 56-42 (H)
10/18 – Madison Acad. – Won 21-12 (A)
10/24 – Brewer – Won 35-0 (H)
11/1 – Hartselle – Won 10-7 (H)
*11/8 – Russellville – Won 17-14 (H)
*11/15 – Center Point – Lost 26-10 (A)
Record to Date: 516-452-38
SHS to Date: 346-312-6
Opponents Record: 70-62-0

2020 – 6A (2-8-0) Don Jacobs

8/26 – Madison Acad. – Lost 30-6 (H)
9/4 – Oxford (R) – Lost 42-14 (A)
9/11 – Arab (R) – Won 7-3 (H)
9/18 – Springville (R) – Lost 42-28 (A)
9/25 – North Jackson – Won 22-6 (A)
10/2 – Fort Payne (R) – Lost 41-34 (H)
10/9 – Oneonta – Lost 35-21 (H/HC)
10/16 – Southside (R) – Lost 38-14 (H)
10/23 – Pell City (R) – Lost 1-0 (A)
10/30 – Fyffe – Lost 1-0 (H)
Record to Date: 518-460-38
SHS to Date: 348-320-6
Opponents Record: 77-37-0

% - Artificial Turf

Opponents Won/Lost Records for each season are based on available information.

Scottsboro Wildcat Football
Coaching Records

<i>Coach</i>	<i>Won</i>	<i>Lost</i>	<i>Tied</i>
Ira Taylor—1913, 1915-1917	8	15	2
Wimberly—1914, 1919-1920	8	7	2
E.E. Harris—1922	5	2	0
Noisy Gresham—1923-1924	3	8	1
Kenneth H. Howard—1925-27	8	8	5
J.O. Davie—1928 -1930	11	7	1
Billy Hicks—1931-35	33	7	5
J.H. Dawson—1936-37	11	6	1
Raymond Wedgeworth—1938-40	13	12	3
Ben Bludworth—1941	3	5	2
Russell Garrett—1942-43	7	9	1
Melvin Vines—1944	1	2	0
% Preston Bryant—1944	0	4	0
% J.B. McClendon—1946-47	12	6	1
Jerry Odom—1948	5	5	0
R.L. Bates—1949-51	11	15	3
Ed Spears—1952-54	12	15	3
Jack Cornelius—1955-57	22	7	1
Jack Locklear—1958	2	8	0
John Meadows—1959-65	55	9	5
Bill Hawkins—1966-68	16	13	1
Buddy Moore—1969	7	2	0
Morris Higginbotham—1970-71	13	9	0
Jim Tompkins—1972	2	8	0
Larry Keys—1973-79	33	36	1
Lyle Darnell—1980, 1987-89	23	23	0
George Hoblitzell—1981	5	5	0
Wayne McNutt—1982-84	13	17	0
Randy Ross—1985-86	6	15	0
Rick Brown—1990	5	6	0
% Larry Morris—1991-2004	90	66	0
Freddie Tidmore – 2005-2009	17	36	0
Swane Morris – 2010-2012	5	25	0
Patrick Nix – 2013-2016	28	18	0
% Don Jacobs – 2017-Present	20	22	0
% - graduate of JCHS or Scottsboro High			

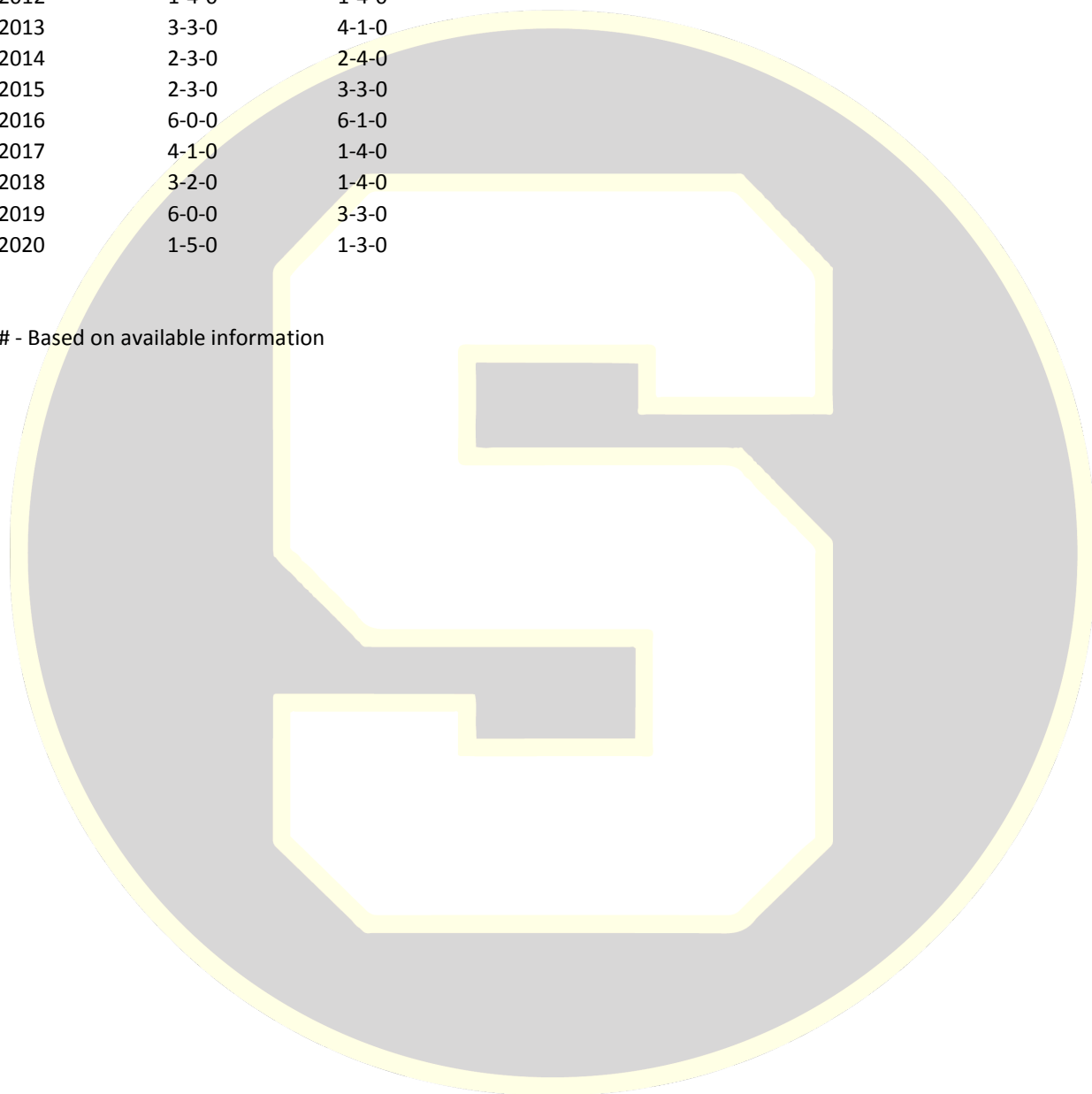
Scottsboro Wildcat Football**Home – Road Records**

<u>Season</u>	<u>Home</u>	<u>Road</u>	<u>Season</u>	<u>Home</u>	<u>Road</u>
1913	0-2-1	0-1-0	1960	5-0-0	5-0-0
1914	N/A	N/A	1961	5-0-0	4-1-0
1915	2-1-0 #	1-2-0 #	1962	4-0-1	2-1-2
1916	2-1-0 #	N/A	1963	4-1-0	5-0-0
1917	N/A	N/A	1964	4-1-0	2-1-1
1918	No Team		1965	4-0-0	5-0-0 (1-0 N)
1919	1-1-1 #	1-1-0 #	1966	2-3-0	2-2-0
1920	N/A	N/A	1967	2-3-0	4-1-0
1921	N/A	N/A	1968	4-1-0	2-3-0
1922	3-2-0	3-0-0	1969	4-1-0	3-1-0
1923	2-3-0	0-2-1	1970	6-0-0	4-2-0
1924	N/A	N/A	1971	1-4-0	2-3-0
1925	1-1-3	2-2-0	1972	2-3-0	0-5-0
1926	4-0-0	1-3-1	1973	3-2-0	2-3-0
1927	0-2-0 #	N/A	1974	3-2-0	3-2-0
1928	2-0-0 #	0-2-0 #	1975	4-1-0	0-4-0
1929	2-1-0 #	N/A	1976	3-1-1	5-1-0
1930	4-3-0	1-1-1	1977	2-3-0	2-3-0
1931	5-1-0	2-1-0 #	1978	1-4-0	3-2-0
1932	5-0-1	2-0-0	1979	1-4-0	1-4-0
1933	3-0-0	4-1-1	1980	4-1-0	5-2-0
1934	2-0-1 #	1-1-1 #	1981	4-1-0	1-4-0
1935	4-0-0	3-2-0	1982	2-3-0	2-3-0
1936	5-1-0	1-2-0	1983	5-0-0	0-5-0
1937	3-0-1 #	0-2-0 #	1984	3-2-0	1-4-0
1938	3-1-2	1-3-0 #	1985	4-1-0	2-4-0
1939	6-1-0	1-1-0	1986	0-5-0	0-5-0
1940	2-4-1	0-2-0	1987	2-3-0	2-4-0
1941	2-1-1 #	1-3-0 #	1988	1-4-0	1-5-0
1942	2-2-0 #	0-2-0 #	1989	5-1-0	3-3-0
1943	3-1-0 #	1-1-0 #	1990	2-4-0	3-2-0
1944	0-4-0 #	0-1-0 #	1991	3-3-0	2-3-0
1945	No Team		1992	1-4-0	3-2-0
1946	5-1-0	1-2-0	1993	1-4-0	1-4-0
1947	3-1-1	2-2-0	1994	3-3-0	3-3-0
1948	4-3-0	1-2-0	1995	6-0-0	5-1-0
1949	4-3-0	1-1-1	1996	5-1-0	6-0-0
1950	3-2-0	1-2-2	1997	7-0-0	3-3-0
1951	3-3-0	0-4-0	1998	2-3-0	1-4-0
1952	3-2-0	2-2-1	1999	4-1-0	3-2-0
1953	3-2-1	1-3-0	2000	4-1-0	4-2-0
1954	2-4-0	1-2-1	2001	1-4-0	0-5-0
1955	4-1-1	2-2-0	2002	2-4-0	2-3-0
1956	5-0-0	4-1-0	2003	4-2-0	4-2-0
1957	4-1-0	3-2-0	2004	5-0-0	5-2-0
1958	1-4-0	1-4-0	2005	0-6-0	0-4-0
1959	4-1-0	1-3-1	2006	3-2-0	2-4-0

Scottsboro Wildcat Football
Home – Road Records

<u>Season</u>	<u>Home</u>	<u>Road</u>
2007	4-1-0	2-4-0
2008	4-2-0	2-3-0
2009	1-4-0	0-5-0
2010	1-4-0	0-5-0
2011	1-4-0	1-4-0
2012	1-4-0	1-4-0
2013	3-3-0	4-1-0
2014	2-3-0	2-4-0
2015	2-3-0	3-3-0
2016	6-0-0	6-1-0
2017	4-1-0	1-4-0
2018	3-2-0	1-4-0
2019	6-0-0	3-3-0
2020	1-5-0	1-3-0

- Based on available information



Scottsboro Wildcat Football Home Field Records

- Some season home records are incomplete. All records based on available information. Home field names/locations taken from newspaper article references in *The Progressive Age* and *Jackson County Sentinel*.

Jackson County Fairgrounds

<u>Year</u>	<u>W</u>	<u>L</u>	<u>T</u>
1913 @	0	2	1
1914	NA	NA	NA
1915 #	2	1	0
1916 3	2	1	0
1917	NA	NA	NA
1918	0	0	0
1919 #	1	1	1
1920	NA	NA	NA
1921	NA	NA	NA

@ - *Progressive Age* article of 10/16/1913 reports that the very first home game was played on the Skelton commons near the city school building.

Hunt Field

<u>Year</u>	<u>W</u>	<u>L</u>	<u>T</u>
1922	3	2	0
1923	2	2	0
1924	NA	NA	NA
1925	1	1	3
1926	4	0	0
1927	NA	NA	NA
1928 #	2	0	0
1929 #	2	1	0
1930	4	3	0
Totals #	18	9	3

Alumni Field

<u>Year</u>	<u>W</u>	<u>L</u>	<u>T</u>
1931	5	0	0
1932	5	0	1
1933	3	0	0
1934 #	2	0	1
1935	4	0	0
1936	5	1	0
Totals	24	1	2

Athletic Field

<u>Year</u>	<u>W</u>	<u>L</u>	<u>T</u>
1937 #	3	0	1
1938	4	1	1
1939	5	1	0
1940	2	4	1
1941	2	1	1
1942	2	2	0
1943	3	1	0
1944	0	4	0
1945	No Team		
1946	4	1	0
1947	5	0	1
1948	4	3	0
1949 #	1	2	0
1950	3	2	0
1951	3	3	0
1952	2	2	0
1953	2	2	0
1954	2	4	0
1955	4	1	1
1956	5	0	0
1957	4	1	0
1958	1	4	0
Totals	61	39	6

City Field (Current Rec-Com Location)

<u>Year</u>	<u>W</u>	<u>L</u>	<u>T</u>
1959	4	1	0
1960	5	0	0
1961	5	0	0
1962	4	0	1
1963	4	1	0
1964	4	1	0
1965	5	0	0
1966	2	3	0
1967	2	3	0
1968	4	1	0
1969	4	1	0
1970	6	0	0
Totals	49	11	1

Scottsboro Wildcat Football
Home Field Records

Trammell Stadium

<u>Year</u>	<u>W</u>	<u>L</u>	<u>T</u>
1971	1	4	0
1972	2	3	0
1973	3	2	0
1974	3	2	0
1975	4	1	0
1976	3	1	1
1977	2	3	0
1978	1	4	0
1979	1	4	0
1980	4	1	0
1981	4	1	0
1982	2	3	0
1983	5	0	0
1984	3	2	0
1985	4	1	0
1986	0	5	0
1987	2	3	0
1988	1	4	0
1989	5	1	0
1990	2	4	0
1991	3	3	0
1992	1	4	0
1993	1	4	0
1994	3	3	0
1995	6	0	0
1996	5	1	0
1997	7	0	0
1998	2	3	0
1999	4	1	0
2000	4	1	0
2001	1	4	0
2002	2	4	0
2003	4	2	0
2004	5	0	0
2005	0	6	0
2006	3	2	0
2007	4	1	0
2008	4	2	0
2009	1	4	0
2010	1	4	0
2011	1	4	0
2012	1	4	0
2013	3	3	0
2014	2	3	0
2015	2	3	0
2016	6	0	0

Trammell Stadium, continued

<u>Year</u>	<u>W</u>	<u>L</u>	<u>T</u>
2017	4	1	0
2018	3	2	0
2019	6	0	0
2020	1	5	0
Total	142	123	1

Scottsboro Wildcat Football

Season Openers

10/18/1913 – Lost to Bridgeport Acad. 12-6
1914 – Lost to Marshall County 19-0
9/25/1915 – Lost to Baylor TN 72-0
1916 – Defeated Athens Agricultural 14-7
1917 – Not Available
1918 – No Team
1919 – Tied Sewanee TN 13-13
1920 – Not Available
1921 – Not Available
10/6/1922 – defeated South Pitt. TN 35-0
9/28/1923 – defeated Winchester TN 25-0
1924 – Tied Gurley 0-0
10/2/1925 – Tied Marion Co. TN 0-0
9/25/1926 – lost to McCallie TN 31-0
1927 – Not Available
9/21/1928 – defeated Flat Rock 45-0
9/20/1929 – Defeated Ardmore 44-0
9/19/1930 – lost to Ardmore 12-7
9/18/1931 – defeated Flat Rock 37-0
9/30/1932 – Defeated Athens 20-0
9/29/1933 – Defeated Bridgeport 20-7
9/28/1934 – Tied Bridgeport 0-0
9/27/1935 – Defeated Maryville TN 7-6
9/25/1936 – Defeated Falkville 21-6
9/24/1937 – Defeated Bridgeport 26-0
9/22/1938 – Tied Bridgeport 6-6
9/29/1939 – Defeated Valley Head 25-0
9/27/1940 – Lost to Rison Huntsville 6-0
1941 – Tied Gurley 13-13
9/11/1942 – Defeated Valley Head 19-0
8/13/1943 – defeated Collinsville 13-0
8/25/1944 – Lost to Stevenson 21-6
1945 – No Team Due to WW II
9/18/1946 – Lost to West Huntsville 13-7
9/19/1947 – Defeated West Huntsville 7-0
9/3/1948 – Lost to Gurley 26-19
1949 – Defeated Gurley 25-19
9/1/1950 – Defeated Gurley 27-0
8/31/1951 – Defeated Gurley 8-0
8/29/1952 – Defeated Gurley 12-0
8/28/1953 – Defeated Gurley 19-0
9/10/1954 – Lost to Hartselle 18-6
9/9/1955 – Defeated Hartselle 25-0
9/7/1956 – Defeated Locust Fork 60-0
9/5/1957 – Defeated Glencoe 31-0
9/5/1958 – Lost to Glencoe 28-14
9/11/1959 – Defeated Bridgeport 13-6
9/9/1960 – Defeated Bridgeport 27-0
9/8/1961 – Defeated Bridgeport 26-0
9/7/1962 – Tied Haleyville 6-6

9/6/1963 – Lost to Haleyville 7-0
1964 – Defeated Bridgeport 21-13
1965 – Defeated Hixon Tennessee 20-6
1966 – Defeated Hixon Tennessee 28-7
1967 – Defeated Emma Sansom 19-7
1968 – Lost to Austin Decatur 21-20
1969 – Defeated Austin Decatur 13-0
1970 – Defeated Austin Decatur 33-7
1971 – Defeated Austin Decatur 18-7
1972 – Lost to Austin Decatur 7-3
1973 – Lost to Austin Decatur 41-0
1974 – Lost to Austin Decatur 7-6
1975 – Lost to Glencoe 15-14
1976 – Defeated Lee Huntsville 19-14
1977 – Lost to Lee Huntsville 31-7
1978 – Lost to Grissom 22-6
1979 – Lost to Huntsville 21-7
1980 – Defeated Huntsville 7-0
1981 – Lost to Huntsville 14-7
1982 – Defeated Arab 6-0
1983 – Defeated Arab 21-13
1984 – Defeated Pisgah 21-12
1985 – Lost to Pisgah 12-11
1986 – Lost to Guntersville 28-0
1987 – Lost to Guntersville 21-7
1988 – Lost to Guntersville 27-14
1989 – Defeated Guntersville 27-7
1990 – Lost to Guntersville 7-6
1991 – Defeated Guntersville 28-7
1992 – Lost to Guntersville 17-7
1993 – Lost to Guntersville 17-6
1994 – Lost to Guntersville 23-13
1995 – Defeated Guntersville 21-14
1996 – Defeated Guntersville 21-0
1997 – Defeated Guntersville 28-0
1998 – Defeated Guntersville 28-6
1999 – Defeated Guntersville 34-21
2000 – Lost to North Jackson 32-6
2001 – Lost to North Jackson 20-0
2002 – Lost to North Jackson 19-6
2003 – Defeated North Jackson 24-6
2004 – Defeated Boaz 36-0
2005 – Lost to Boaz 21-9
2006 – Lost to Guntersville 34-28
2007 – Defeated Guntersville 20-14
2008 – Lost to North Jackson 25-7
2009 – Lost to North Jackson 47-24
2010 – Lost to Huntsville 37-6
2011 – Lost to Huntsville 48-10
2012 – Lost to Buckhorn 26-21

Scottsboro Wildcat Football
Season Openers

2013 – Lost to Buckhorn 27-13
2014 – Lost to Dalton Georgia 41-21
2015 – Lost to Dalton Georgia 35-21
2016 – Defeated Fort Payne 35-3
2017 – Lost to Fort Payne 34-14
2018 – Defeated Fort Payne 26-13
2019 – Lost to Fort Payne 42-7
2020 – Lost to Madison Academy 30-6

(50-45-6)

Results to 4 openers not available

Arab (2-0-0)

1982 – Won 6-0
1983 – Won 21-13

Ardmore (1-1-0)

1929 – Won 44-0
1930 – Lost 12-7

Athens Agricultural (1-0-0)

1916 – Won 14-7

Athens High (2-0-0)

1931 – Won 13-6
1932 – Won 20-0

Austin Decatur (3-4-0)

1968 – Lost 21-20
1969 – Won 13-0
1970 – Won 33-7
1971 – Won 18-7
1972 – Lost 7-3
1973 – Lost 41-0
1974 – Lost 7-6

Baylor/Chattanooga TN (0-1-0)

1915 – Lost 72-0

Boaz (1-1-0)

2004 – Won 36-0
2005 – Lost 21-9

Bridgeport (6-1-2)

1913 – Lost 12-6
1933 – Won 20-7
1934 – Tied 0-0
1937 – Won 26-0
1938 – Tied 6-6
1959 – Won 13-6
1960 – Won 27-0
1961 – Won 26-0
1964 – Won 21-13

Buckhorn (0-2-0)

2012 – Lost 26-21
2013 – Lost 27-13

Collinsville (1-0-0)

1943 – Won 13-0

Dalton GA (0-2-0)

2014 – Lost 41-21
2015 – Lost 35-21

Emma Sansom (1-0-0)

1967 – Won 19-7

Falkville (1-0-0)

1936 – Won 21-6

Flat Rock (2-0-0)

1928 – Won 45-0
1931 – Won 27-0

Fort Payne (2-2-0)

2016 – Won 35-3
2017 – Lost 34-14
2018 – Won 26-13
2019 – Lost 42-7

Glencoe (1-2-0)

1957 – Won 31-0
1958 – Lost 28-14
1975 – Lost 15-14

Grisson (0-1-0)

1978 – Lost 22-6

Scottsboro Wildcat Football
Season Openers

Gurley/Madison County (6-1-2)

1924 – Tied 0-0
1941 – Tied 13-13
1944 – Won 24-0
1948 – Lost 26-19
1949 – Won 25-19
1950 – Won 27-0
1951 – Won 8-0
1952 – Won 12-0
1953 – Won 19-0

Haleyville (0-1-1)

1962 – Tied 6-6
1963 – Lost 7-0

Hartselle (1-1-0)

1954 – Lost 18-6
1955 – Won 25-0

Hixon TN (2-0-0)

1965 – Won 20-6
1966 – Won 28-7

Huntsville (1-4-0)

1979 – Lost 21-7
1980 – Won 7-0
1981 – Lost 14-7
2010 – Lost 37-6
2011 – Lost 48-10

Lee Huntsville (1-1-0)

1976 – Won 19-14
1977 – Lost 31-7

Locust Fork (1-0-0)

1956 – Won 60-0

Madison Academy (0-1-0)

2020 – Lost 30-6

Marion County TN (0-0-1)

1925 – Tied 0-0

Marshall County/Guntersville (8-9-0)

1914 – Lost 19-0
1986 – Lost 28-0
1987 – Lost 21-7
1988 – Lost 27-14
1989 – Won 27-7
1990 – Lost 7-6
1991 – Won 28-7
1992 – Lost 17-7

1993 – Lost 17-6
1994 – Lost 23-13
1995 – Won 21-14
1996 – Won 21-0
1997 – Won 28-0
1998 – Won 28-6
1999 – Won 34-21
2006 – Lost 34-28
2007 – Won 20-14

Maryville TN (1-0-0)

1935 – Won 7-6

McCallie TN (0-1-0)

1926 – Lost 31-0

North Jackson (1-5-0)

2000 – Lost 32-6
2001 – Lost 20-0
2002 – Lost 19-6
2003 – Won 24-6
2008 – Lost 25-7
2009 – Lost 47-24

Pisgah (1-1-0)

1984 – Won 21-12
1985 – Lost 12-11

Rison Huntsville (0-1-0)

1940 – Lost 6-0

Sewanee (0-0-1)

1919 – Tied 13-13

South Pittsburg (1-0-0)

1922 – Won 35-0

Stevenson (0-1-0)

1944 – Lost 21-6

Valley Head (2-0-0)

1939 – Won 25-0
1942 – Won 19-0

West Huntsville (1-1-0)

1946 – Lost 13-7
1947 – Won 7-0

Winchester TN (1-0-0)

1923 – Won 25-0

Scottsboro Wildcat Football
Overtime/Thursday/Saturday Games

Overtime Games

All-Time Overtime Record: 3-8

Home: 1-3

Road: 2-5

Single Overtime: 1-5

Double Overtime: 1-2

Triple Overtime: 1-0

5 Overtimes: 0-1

1974 – Decatur – Lost 35-34 (5-OT)

1989 – at Decatur – Lost 20-17

1989 – at Fort Payne – Lost 35-28 (2-OT)

1989 – at Decatur – Won 34-31 (3-OT)

1991 – at Grissom – Lost 21-14

1992 – Albertville – Lost 20-14

1997 – at Emma Sansom – Lost 21-20

1999 – Southside Gadsden – Won 33-27

2014 – at Albertville – Won 41-40 (2-OT)

2014 – Madison County – Lost 13-6

2015 – at Lee Huntsville – Lost 43-42 (2-OT)

Thursday Games

Overall: 26-34-6

Home: 18-11-3

Road: 8-23-3

11/27/1913 – Bridgeport – Tie 7-7 (H/TG)

10/14/1915 – at Guntersville – Lost 18-0 (A)

11/25/1915 – Gurley – Won 19-18 (H/TG)

11/30/1916 – Marion Co. TN – Lost 6-0 (H)

11/23/1922 – Collinsville – Lost 13-7 (H)

11/30/1922 – Stevenson – Won 14-13 (H/TG)

10/18/1923 – Collinsville – Tie 0-0 (A)

11/29/1923 – Stevenson – Won 13-0 (H/TG)

11/26/1925 – Stevenson – Tie 0-0 (H/TG)

11/25/1926 – Stevenson – Lost 3-0 (A/TG)

11/24/1927 – Stevenson – Lost 19-0 (H/TG)

11/29/1928 – Stevenson – Lost 7-6 (A)

11/28/1929 – Stevenson – Lost 25-6 (H/TG)

11/27/1930 – Stevenson – Tie 6-6 (A/TG)

9/24/1931 – Athens – Won 13-6 (H)

11/24/1932 – Stevenson – Won 7-6 (A/TG)

11/30/1933 – Stevenson – Won 54-0 (H/TG)

10/25/1934 – Notre Dame TN – Tie 7-7 (A)

11/28/1934 – Huntsville – Lost 26-20 (A/Wednesday)

11/28/1935 – Pine Bluff AR – Lost 31-7 (A/TG)

11/19/1936 – Gurley – Won 25-0 (H)

11/25/1936 – Huntsville – Lost 19-0 (A/Wednesday)

10/7/1937 – Winchester TN – Won 34-6 (H/Night)

10/21/1937 – Fort Payne – Won 18-0 (H)

9/22/1938 – Bridgeport – Tie 6-6 (H)

11/22/1938 – Arab – Lost 7-0 (A/Tuesday)

9/21/1939 – Valley Head – Won 25-0 (H)

10/2/1940 – Gurley – Lost 13-6 (H/Tuesday)

10/24/1940 – Fort Payne – Lost 26-0 (A)

11/7/1940 – Lincoln Huntsville – Won 32-0 (H)

11/27/1940 – Glencoe – Lost 19-6 (H/Wednesday)

9/22/1941 – Lincoln Huntsville – Tie 0-0 (H/Monday)

10/2/1941 – New Hope – Won 42-0 (H)

11/25/1942 – Bridgeport – Lost 25-6 (A/Wednesday)

9/2/1943 – Marshall County – Won 12-0 (A)

9/9/1943 – Stevenson – Won 26-7 (H)

9/7/1944 – Bridgeport – Lost 13-6 (H)

11/23/1944 – Huntsville – Lost 44-7 (A)

9/18/1946 – W. Huntsville – Lost 13-7 (H/Wed.)

10/2/1947 – Lincoln Huntsville – Won 19-0 (H)

11/27/1947 – Oneonta – Lost 35-0 (H/TG)

9/16/1948 – W. Huntsville – Won 18-0 (H)

9/30/1948 – Tuscumbia – Lost 40-0 (A)

10/28/1948 – Fort Payne – Lost 19-7 (H)

11/25/1948 – Oneonta – Lost 20-0 (A/TG)

11/3/1949 – Holt – Lost 12-7 (H)

9/21/1950 – at Bridgeport – Won 42-0

9/30/1954 – at Stevenson – Lost 27-12

9/13/1956 – at Etowah – Lost 25-24

9/5/1957 – Glencoe – Won 31-0 (H)

11/22/1962 – Oneonta – Won 12-6 (H/TG)

9/29/1966 – at Haleyville – Won 32-0

9/30/1971 – at Decatur – Lost 18-13

8/28/1980 – Huntsville – Won 7-0 (H)

9/3/1981 – at Grissom – Lost 14-7

9/1/1983 – at Grissom – Lost 24-0

10/6/1983 – at Johnson – Lost 26-6

8/29/1985 – at Pisgah – Lost 12-11

8/24/1989 – Guntersville – Won 27-7

9/21/1989 – at Etowah – Lost 31-22

10/5/1989 – at Grissom – Won 42-7

11/10/1994 – at Bob Jones – Won 35-8 (PO)

11/9/1995 – Coffee – Won 30-29 (PO)

9/2/1999 – at Sparkman – Won 28-21

11/9/2000 – at Anniston – Lost 32-21 (PO)

10/31/2002 – Fort Payne – Lost 35-21

Scottsboro Wildcat Football
Overtime/Thursday/Saturday Games

9/18/2003 – at Huntsville – Lost 21-7	10/31/1975 – Fort Payne – Lost 26-21 (A)
10/30/2003 – at Fort Payne – Lost 35-21	10/31/1980 – Fort Payne – Lost 13-9 (A)
10/21/2004 – at Johnson – Won 29-13	10/31/1986 – Grissom – Lost 33-14 (H)
8/25/2005 – at Boaz – Lost 21-9	10/31/1997 – Fort Payne – Lost 35-31 (A)
9/1/2005 – at Butler – Lost 28-7	10/31/2008 – Cherokee County – Lost 40-18 (H)
11/9/2006 – at Gardendale – Lost 37-20 (PO)	10/31/2014 – Madison County – Lost 13-6 (OT) (H)
11/8/2009 – at Madison County – Lost 7-2	
8/27/2020 – Madison Academy – Lost 30-6	
10/8/2020 – Oneonta (HC) – Lost 35-21	

Saturday Games

Overall: 12-9-0

Home: 3-2-0

Road: 8-6-0

1 win, 1 loss at unknown location (U)

10/18/1914 – Bridgeport Academy – Lost 12-6 (H)

11/8/1914 – Bridgeport – Lost 22-2 (A)

9/25/1915 – Baylor TN – Lost 72-0 (A)

10/23/1915 – Jasper TN – Won 16-13 (H)

10/30/1915 – Gurley – Won 14-6 (A)

10/7/1916 – Green Academy – Won 35-0 (U)

11/1/1919 – Wills Taylor – Lost 6-0

11/4/1922 – Chickamauga GA – Won 14-0 (A)

11/7/1925 – Flat Rock – Won NA – (A)

9/25/1926 – McCallie TN – Lost 31-0 (A)

10/16/1926 – Arab – Won 6-0 (A)

10/23/1926 – Falkville – Won 6-0 (H)

9/29/1928 – Notre Dame TN – Lost 31-0 (A)

11/16/1935 – Gadsden – Won 27-0 (A)

9/2/1950 – Gurley – Won 27-0

9/12/1953 – Butler – Lost 31-14 (A)

10/13/1956 – Oneonta – Won 39-7 (A)

10/17/1964 – Fort Payne – Lost 7-6 (H/HC)

11/5/1988 – at Decatur – Lost 21-16 (PO)

11/10/1990 – at Southside – Won 14-8

10/30/2000 – at Hartselle – Won 49-28

Halloween Games

4-8-0

10/31/1930 – Glencoe – Won 36-0 (H)

10/31/1941 – Boaz – Won 12-0 (H)

10/31/1947 – Fort Payne – Lost 13-7 (A)


10/31/1952 – Valley Head – Won 27-25 (H/HC)

10/31/1958 – Central Chattanooga – Lost 59-0 (A)

10/31/1969 – Fort Payne – Won 20-0 (A)

Scottsboro Wildcat Football
Games Against Defending State Champions

<u>Season</u>	<u>Team</u>	<u>Result</u>	<u>Champion / Class</u>
1972	Decatur (H)	Lost 13-7	1971 / Class 4A
1994	North Jackson (A)	Lost 32-6	1993 / Class 4A
2000	Etowah (H)	Lost 56-30	1999 / Class 5A
2007	Guntersville (H)	Won 20-14	2006 / Class 4A
2020	Oxford (A)	Lost 42-14	2019 / Class 6A
2020	Fyffe (H)	Lost 1-0 (CV19)	2019 / Class 2A



Scottsboro Wildcat Football Trammell Stadium Records

Widest Margin of Victory	56 points vs. Douglas (62-6)
Widest Margin of Defeat	46 points vs. North Jackson, 1993 (46-0)
Most Points by Scottsboro	63 vs. Crossville, 2016 (63-21)
Most Points by Opponent	57 by Lee Huntsville, 2002
Most Points by Both Teams	107 vs. Lee Huntsville, 2002 (57-50)
Most Home Wins, Season	7 in 1997
Longest Stadium Win Streak	11, 1995-1996
Longest Regular Season Win Streak	15, 1995-1998
Last Time Shutout at Home	2013 vs. Parker (24-0)

Historic Wins by Scottsboro *(Based on Available Research)*

1	1914	defeated Gurley 19-0
50	1931	defeated South Pittsburg TN
100	1940	defeated Lincoln Huntsville 32-0
150	1954	defeated Collinsville 26-0
200	1961	defeated Oneonta 19-7
250	1969	defeated Bradshaw 28-12
300	1978	defeated Fort Payne 24-7
350	1990	defeated Brewer 41-15
400	1997	defeated Arab 27-0
450	2007	defeated Guntersville 20-14
475	2014	defeated Brewer 33-14
500	2017	defeated Boaz 30-14

Scottsboro Wildcat Football
All-Time Trammell Stadium Games

1971 (1-4-0)

Austin Decatur – Won 18-7
Lee Huntsville – Lost 33-6
Arab – Lost 13-7
Coffee (HC) – Lost 7-6
Grissom – Lost 26-0

1972 (2-3-0)

Emma Sansom – Won 19-18
Albertville – Won 34-3
Decatur (HC) – Lost 13-7
Grissom – Lost 20-0
Fort Payne – Lost 19-3

1973 (3-2-0)

Austin Decatur – Lost 41-0
Arab – Won 14-13
Coffee – Won 23-14
Bradshaw – Lost 41-7
Guntersville (HC) – Won 27-12

1974 (3-2-0)

Emma Sansom – Won 13-0
Albertville – Won 20-10
Decatur – Lost 35-34
Fort Payne (HC) – Won 20-6
Talladega – Lost 28-20

1975 (2-2-0)

Cherokee County – Lost 15-14
Guntersville – Won 13-6
Athens – Lost 53-27
Boaz (HC) – Won 13-7

1976 (3-1-1)

Lee Huntsville – Won 19-14
Glencoe – Won 36-12
Albertville – Tie 7-7
Decatur – Lost 21-7
Fort Payne (HC) – Won 35-21

1977 (2-3-0)

Glencoe – Lost 17-7
Huntsville – Lost 35-7
Guntersville – Lost 17-13
Litchfield (HC) – Won 20-14
Sparkman – Won 12-0

1978 (1-4-0)

Grissom – Lost 22-6
Bradshaw – Lost 14-6
Huntsville – Lost 21-12
Johnson – Lost 33-10
Decatur (HC) – Won 15-13

1979 (1-4-0)

Huntsville – Lost 21-7
Sparkman – Won 40-13
Guntersville – Lost 22-13
Athens – Lost 13-3
Fort Payne (HC) – Lost 33-8

1980 (4-2-0)

Grissom – Won 20-10
Bradshaw – Lost 28-13
Albertville – Won 14-7
Johnson – Won 28-21
Decatur (HC) – Won 21-0
*Grissom – Lost 35-7

1981 (4-1-0)

Huntsville – Lost 14-7
Athens – Won 7-3
Guntersville (HC) – Won 10-7
Fort Payne – Won 21-7
Arab – Won 21-20

1982 (2-3-0)

Grissom – Lost 14-0
Bradshaw – Lost 33-16
Albertville – Won 21-6
Johnson – Lost 36-18
Decatur (HC) – Won 16-14

1983 (5-0-0)

Arab – Won 21-13
Etowah – Won 35-0
Guntersville (HC) – Won 24-0
Gadsden – Won 29-17
Fort Payne – Won 17-0

1984 (3-2-0)

Pisgah – Won 21-12
Decatur – Won 17-14
Southside (HC) – Lost 14-6
Albertville – Lost 35-13
Fort Payne – Won 13-7

1985 (4-1-0)

Cherokee County – Won 20-13
Jacksonville (HC) – Won 19-13
Arab – Won 27-21
Guntersville – Won 14-0
Cullman – Lost 33-3

1986 (0-5-0)

Decatur – Lost 17-0
Butler – Lost 24-7
Fort Payne – Lost 35-20
Albertville (HC) – Lost 28-14
Grissom – Lost 33-14

1987 (2-3-0)

Guntersville – Lost 21-7
Arab (HC) – Won 24-0
Athens – Lost 34-0
Johnson – Lost 38-0
Cullman – Won 28-14

1988 (1-4-0)

Decatur – Lost 23-17
Fort Payne – Lost 14-6
Etowah – Lost 53-12
Grissom (HC) – Lost 21-7
Albertville – Won 7-6

Scottsboro Wildcat Football
All-Time Trammell Stadium Games

1989 (5-1-0)

Guntersville – Won 27-7
North Jackson – Won 41-0
Lee Huntsville (HC) – Won 8-6
Cullman – Won 31-20
Arab – Won 42-7
*Parker – Lost 31-0

1990 (2-4-0)

Decatur – Lost 31-14
Fort Payne – Lost 31-7
Grissom (HC) – Won 27-8
Albertville – Lost 15-12
Austin – Won 13-3
*Hewitt-Trussville – Lost 43-7

1991 (3-3-0)

Guntersville – Won 28-7
North Jackson – Lost 25-0
Brewer (HC) – Won 38-6
Lee Huntsville – Lost 42-20
Southside Gadsden – Won 32-8
*Hewitt-Trussville – Lost 28-6

1992 (1-4-0)

Grissom – Lost 24-21
Fort Payne – Lost 27-9
Bradshaw (HC) – Lost 20-7
Albertville – Lost 20-14 (OT)
Plainview – Won 27-8

1993 (1-4-0)

Guntersville – Lost 17-6
North Jackson – Lost 46-0
Southside (HC) – Lost 15-0
Pisgah – Won 28-0
Arab – Lost 28-27

1994 (3-3-0)

Plainview – Lost 15-14
Gordon Lee GA – Won 7-6
E. Sansom (HC) – Won 20-12
Albertville – Won 29-23
Fort Payne – Lost 20-14
*Homewood – Lost 39-14

1995 (6-0-0)

Guntersville – Won 21-14
Sparkman – Won 42-14
Boaz (HC) – Won 41-21
North Jackson – Won 23-20
Arab – Won 21-7
*Coffee – Won 30-29

1996 (5-1-0)

Buckhorn – Won 46-27
Emma Sansom – Won 21-7
Albertville (HC) – Won 42-21
Fort Payne – Won 32-28
*Anniston – Won 34-7
*Bradshaw – Lost 38-37

1997 (7-0-0)

Guntersville – Won 28-0
Hartselle – Won 26-10
Southside (HC) – Won 38-15
North Jackson – Won 22-19
Arab – Won 27-0
*Pinson Valley – Won 27-6
*Anniston – Won 37-0

1998 (2-3-0)

Sparkman – Won 21-19
Hazel Green – Lost 34-28
Fort Payne – Lost 35-28
Buckhorn (HC) – Lost 36-21
Pell City – Won 28-21

1999 (4-1-0)

Guntersville – Won 34-21
Southside – Won 33-27
Johnson – Lost 46-30
Albertville (HC) – Won 42-24
North Jackson – Won 17-7

2000 (4-1-0)

Buckhorn – Won 49-14
Fort Payne – Won 56-22
Albertville (HC) – Won 27-12
Cullman – Won 29-20
Etowah – Lost 56-30

2001 (1-4-0)

North Jackson – Lost 20-0
Boaz – Lost 21-7
Hartselle – Lost 34-12
M. Jordan (HC) – Lost 55-27
Southside – Won 28-27

2002 (2-4-0)

Johnson – Lost 27-6
Huntsville – Won 21-14
Butler (HC) – Won 21-0
Lee Huntsville – Lost 57-50
Fort Payne – Lost 35-21
*Athens – Lost 49-22

2003 (4-2-0)

North Jackson – Won 24-6
Hazel Green – Won 42-7
Guntersville – Won 41-20
Buckhorn (HC) – Won 50-13
Arab – Lost 35-19
*Russellville – Lost 48-13

Scottsboro Wildcat Football All-Time Trammell Stadium Games

2004 (5-0-0)

Boaz – Won 36-0
Butler – Won 47-6
Lee Huntsville (HC) – Won 38-20
Arab – Won 39-21

2005 (0-6-0)

Huntsville – Lost 35-17
Guntersville – Lost 26-21
Fort Payne (HC) – Lost 17-0
Buckhorn – Lost 33-21
Johnson – Lost 35-28
North Jackson – Lost 46-21

2006 (3-2-0)

Butler – Lost 35-28
Southside (HC) – Won 49-21
Albertville – Won 44-16
Fort Payne – Lost 40-29
Cullman – Won 37-35

2007 (4-1-0)

Guntersville – Won 20-14
Arab – Won 28-23
Etowah – Won 20-0
North Jackson – Lost 24-3
Lee Huntsville (HC) – Won 28-0

2008 (3-3-0)

Arab – Won 27-0
Boaz – Lost 21-6
Butler (HC) – Won 45-12
Madison Co. – Lost 21-20
Fort Payne – Won 24-21
Cherokee Co. – Lost 40-18

2009 (1-4-0)

North Jackson – Lost 47-24
Southside – Lost 34-14
Butler (HC) – Won 28-0
Etowah – Lost 9-6
Albertville – Lost 21-0

2010 (1-4-0)

Huntsville – Lost 37-6
Arab – Lost 21-3
Boaz (HC) – Lost 26-17
Madison Co. – Won 9-3
Fort Payne – Lost 49-0

2011 (1-4-0)

Southside – Lost 24-21
Lee Huntsville (HC) – Won 24-21
Etowah – Lost 22-0
Albertville – Lost 28-7
North Jackson – Lost 37-12

2012 (1-4-0)

Arab – Lost 35-25
Boaz – Lost 45-10
Brewer (HC) – Won 57-20
Fort Payne – Lost 45-7
Madison Co. – Lost 56-14

2013 (3-3-0)

Buckhorn – Lost 27-13
Southside – Lost 28-6
North Jackson – Won 55-0
Etowah – Won 24-20
Columbia (HC) – Won 48-27
*Parker – Lost 24-0

2014 (2-3-0)

Dalton GA – Lost 41-21
Brewer – Won 33-14
Lee Huntsville (HC) – Won 24-17
Southside – Lost 42-16
Madison County – Lost 13-6

2015 (2-3-0)

Sparkman – Lost 32-30
Albertville – Lost 35-10
North Jackson – Won 30-28
Fort Payne – Lost 38-21
Arab – Won 38-13

2016 (6-0-0)

Fort Payne – Won 35-3
Crossville – Won 63-21
Douglas – Won 62-6
Alexandria – Won 41-28
Etowah – Won 56-26
Lawrence County – Won 38-27

2017 (4-1-0)

Guntersville – Lost 45-0
North Jackson – Won 56-27
Arab – Won 27-7
Boaz – Won 30-14
Madison County – Won 21-9

2018 (3-2-0)

Fort Payne – Won 26-13
Ardmore – Won 35-7
East Limestone – Lost 28-13
Madison Co. (HC) – Won 31-15
Madison Academy – Lost 34-26

2019 (6-0-0)

Guntersville – Won 42-14
North Jackson – Won 33-0
Arab – Won 56-42
Brewer – Won 35-0
Hartselle – Won 10-7
Russellville – Won 17-14

2020 (1-5-0)

Madison Academy – Lost 30-6
Arab – Won 7-3
Fort Payne – Lost 41-34
Oneonta – Lost 35-21
Southside – Lost 38-14
Fyffe – Lost 1-0 (CV-19 F)

Albertville (10-7-1)

1972 – Won 34-3
1974 – Won 20-10
1976 – Tie 7-7
1980 – Won 14-7
1982 – Won 21-6
1984 – Lost 35-13

Scottsboro Wildcat Football All-Time Trammell Stadium Games

1986 – Lost 28-14 (HC)
1988 – Won 7-6
1990 – Lost 15-12
1992 – Lost 20-14 (OT)
1994 – Won 29-23
1996 – Won 42-21 (HC)
1999 – Won 42-24 (HC)
2000 – Won 27-12 (HC)
2006 – Won 44-16
2009 – Lost 21-0
2011 – Lost 28-7
2015 – Lost 35-10

Alexandria (1-0-0)

2016 – Won 41-28

Anniston (2-0-0)

1996 – Won 34-7 (PO)
1997 – Won 37-0 (PO)

Arab (15-5-0)

1971 – Lost 13-7
1973 – Won 14-13
1981 – Won 21-20
1983 – Won 21-13
1985 – Won 27-21
1987 – Won 24-0 (HC)
1989 – Won 42-7
1993 – Lost 28-27
1995 – Won 21-7
1997 – Won 27-0
2003 – Lost 35-19
2004 – Won 39-21
2007 – Won 28-23
2008 – Won 27-0
2010 – Lost 21-3
2012 – Lost 35-25
2015 – Won 38-13
2017 – Won 27-7
2019 – Won 56-42 (HC)
2020 – Won 7-3

Ardmore (1-0-0)

2018 – Won 35-7

Athens (1-4-0)

1975 – Lost 53-27
1979 – Lost 13-3
1981 – Won 7-3
1987 – Lost 34-0
2002 – Lost 49-22 (PO)

Austin Decatur (2-1-0)

1971 – Won 18-7
1973 – Lost 41-0
1990 – Won 13-3

Boaz (4-4-0)

1975 – Won 13-7 (HC)
1995 – Won 41-21 (HC)
2001 – Lost 21-7
2004 – Won 36-0
2008 – Lost 21-6
2010 – Lost 26-17 (HC)
2012 – Lost 45-10
2017 – Won 30-14 (HC)

Bradshaw (0-6-0)

1973 – Lost 41-7
1978 – Lost 14-6
1980 – Lost 28-13
1982 – Lost 33-16
1992 – Lost 20-7 (HC)
1996 – Lost 38-37 (PO)

Brewer (4-0-0)

1991 – Won 38-6 (HC)
2012 – Won 57-20 (HC)
2014 – Won 33-14
2019 – Won 35-0

Buckhorn (3-3-0)

1996 – Won 46-27
1998 – Lost 36-21 (HC)
2000 – Won 49-14
2003 – Won 50-13 (HC)
2005 – Lost 33-21
2013 – Lost 27-13

Butler (4-2-0)

1986 – Lost 24-7
2002 – Won 21-0 (HC)
2004 – Won 47-6
2006 – Lost 35-28
2008 – Won 45-12 (HC)
2009 – Won 28-0 (HC)

Cherokee County (1-2-0)

1975 – Lost 15-14
1985 – Won 20-13
2008 – Lost 40-18

Coffee (2-1-0)

1971 – Lost 7-6 (HC)
1973 – Won 23-14
1995 – Won 30-29 (PO)

Columbia (1-0-0)

2013 – Won 48-27 (HC)

Crossville (1-0-0)

2016 – Won 63-21

Cullman (4-1-0)

1985 – Lost 33-3
1987 – Won 28-14
1989 – Won 31-20
2000 – Won 29-20
2006 – Won 37-35

Dalton Georgia (0-1-0)

2014 – Lost 41-21

Decatur (4-6-0)

1972 – Lost 13-7 (HC)
1974 – Lost 35-34
1976 – Lost 21-7
1978 – Won 15-13 (HC)
1980 – Won 21-0 (HC)
1982 – Won 16-14 (HC)
1984 – Won 17-14
1986 – Lost 17-0
1988 – Lost 23-17
1990 – Lost 31-14

Scottsboro Wildcat Football **All-Time Trammell Stadium Games**

Douglas (1-0-0)

2016 – Won 62-6

East Limestone (0-1-0)

2018 – Lost 28-13

Emma Sansom (4-0-0)

1972 – Won 19-18

1974 – Won 13-0

1994 – Won 20-12 (HC)

1996 – Won 21-7

Etowah (4-4-0)

1983 – Won 35-0

1988 – Lost 53-12

2000 – Lost 56-30

2007 – Won 20-0

2009 – Lost 9-6

2011 – Lost 22-0

2013 – Won 24-20

2016 – Won 56-26 (HC)

Fort Payne (11-14-0)

1972 – Lost 19-3

1974 – Won 20-6 (HC)

1976 – Won 35-21 (HC)

1979 – Lost 33-8 (HC)

1981 – Won 21-7

1983 – Won 17-0

1984 – Won 13-7

1986 – Lost 35-20

1988 – Lost 14-6

1990 – Lost 31-7

1992 – Lost 27-9

1994 – Lost 20-14

1996 – Won 32-28

1998 – Lost 35-28

2000 – Won 56-22

2002 – Lost 35-21

2005 – Lost 17-0 (HC)

2006 – Won 44-16

2008 – Won 24-21

2010 – Lost 49-0

2012 – Lost 45-7

2015 – Lost 38-21 (HC)

2016 – Won 35-3

2018 – Won 26-13

2020 – Lost 41-34

Fyffe (0-1-0)

2020 – Lost 1-0 (CV-19 F)

Gadsden (1-0-0)

1983 – Won 29-17

Glencoe (1-1-0)

1976 – Won 36-12

1977 – Lost 17-7

Gordon Lee Georgia (1-0-0)

1994 – Won 7-6

Grissom (2-8-0)

1971 – Lost 26-0

1972 – Lost 20-0

1978 – Lost 22-6

1980 – Won 20-10

1980 – Lost 35-7 (PO)

1982 – Lost 14-0

1986 – Lost 33-14

1988 – Lost 21-7 (HC)

1990 – Won 27-8 (HC)

1992 – Lost 24-21

Guntersville (13-6-0)

1973 – Won 27-12 (HC)

1975 – Won 13-6

1977 – Lost 17-13

1979 – Lost 22-13

1981 – Won 10-7 (HC)

1983 – Won 24-0 (HC)

1985 – Won 14-0

1987 – Lost 21-7

1989 – Won 27-7

1991 – Won 28-7

1993 – Lost 17-6

1995 – Won 21-14

1997 – Won 28-0

1999 – Won 34-21

2003 – Won 41-20

2005 – Lost 26-21

2007 – Won 20-14

2017 – Lost 45-0

2019 – Won 42-14

Hartselle (2-1-0)

1997 – Won 26-10

2001 – Lost 34-12

2019 – Won 10-7

Hazel Green (1-1-0)

1998 – Lost 34-28

2003 – Won 42-7

Hewitt-Trussville (0-2-0)

1990 – Lost 43-7 (PO)

1991 – Lost 28-6 (PO)

Homewood (0-1-0)

1994 – Lost 39-14 (PO)

Huntsville (1-6-0)

1977 – Lost 35-7

1978 – Lost 21-12

1979 – Lost 21-7

1981 – Lost 14-7

2002 – Won 21-14

2005 – Lost 35-17

2010 – Lost 37-6

Jacksonville (1-0-0)

1985 – Won 19-13 (HC)

Johnson (1-6-0)

1978 – Lost 33-10

1980 – Won 28-21

1982 – Lost 36-18

1987 – Lost 38-0

1999 – Lost 46-30

2002 – Lost 27-6

2005 – Lost 35-28

Lawrence County (1-0-0)

2016 – Won 38-27 (PO)

Scottsboro Wildcat Football **All-Time Trammell Stadium Games**

Lee Huntsville (6-3-0)

1971 – Lost 33-6
 1976 – Won 19-14
 1989 – Won 8-6 (HC)
 1991 – Lost 42-20
 2002 – Lost 57-50
 2004 – Won 38-20 (HC)
 2007 – Won 28-0 (HC)
 2011 – Won 24-21 (HC)
 2014 – Won 24-17 (HC)

Litchfield (1-0-0)

1977 – Won 20-14 (HC)

Madison Academy (0-2-0)

2018 – Lost 34-26
 2020 – Lost 30-6

Madison County (3-3-0)

2008 – Lost 21-20
 2010 – Won 9-3
 2012 – Lost 56-14
 2014 – Lost 13-6 (OT)
 2017 – Won 21-9
 2018 – Won 31-15 (HC)

Mortimer Jordan (0-1-0)

2001 – Lost 55-27 (HC)

North Jackson (9-7-0)

1989 – Won 41-0
 1991 – Lost 25-0
 1993 – Lost 46-0
 1995 – Won 23-20
 1997 – Won 22-19
 1999 – Won 17-7
 2001 – Lost 20-0
 2003 – Won 24-6
 2005 – Lost 46-21
 2007 – Lost 24-3
 2009 – Lost 47-24
 2011 – Lost 37-12
 2013 – Won 55-0
 2015 – Won 30-28
 2017 – Won 56-27

2019 – Won 33-0

Oneonta (0-1-0)

2020 – Lost 35-21

Parker (0-2-0)

1989 – Lost 31-0 (PO)
 2013 – Lost 24-0 (PO)

Pell City (1-0-0)

1998 – Won 28-21

Pinson Valley (1-0-0)

1997 – Won 27-6 (PO)

Pisgah (2-0-0)

1984 – Won 21-12
 1993 – Won 28-0

Plainview (1-1-0)

1992 – Won 27-8
 1994 – Lost 15-14

Russellville (1-1-0)

2003 – Lost 48-13 (PO)
 2019 – Won 17-14 (PO)

Southside Gadsden (5-7-0)

1984 – Lost 14-6 (HC)
 1991 – Won 32-8
 1993 – Lost 15-0 (HC)
 1997 – Won 38-15 (HC)
 1999 – Won 33-27
 2001 – Won 28-27
 2006 – Won 49-21 (HC)
 2009 – Lost 34-14
 2011 – Lost 24-21
 2013 – Lost 28-6
 2014 – Lost 42-16
 2020 – Lost 38-14

Sparkman (4-1-0)

1977 – Won 12-0
 1979 – Won 40-13
 1995 – Won 42-14
 1998 – Won 21-19
 2015 – Lost 32-30

Talladega (0-1-0)

1974 – Lost 28-20

(PO) – Playoffs

(HC) – Homecoming

Scottsboro Wildcat Football
Record vs. Opponents by Class

<u>Year</u>	<u>vs. 7A</u>	<u>vs. 6A</u>	<u>vs. 5A</u>	<u>vs. 4A</u>	<u>vs. 3A</u>
1984	NA	1-1-0	2-4-0	0-1-0	1-0-0
1985	NA	1-1-0	4-3-0	1-0-0	0-1-0
1986	NA	0-6-0	0-4-0	DNP	DNP
1987	NA	3-4-0	1-3-0	DNP	DNP
1988	NA	2-5-0	0-4-0	DNP	DNP
1989	NA	5-3-0	3-1-0	DNP	DNP
1990	NA	5-3-0	0-2-0	0-1-0	DNP
1991	NA	3-5-0	2-0-0	0-1-0	DNP
1992	NA	1-2-0	1-3-0	0-1-0	2-0-0
1993	NA	0-3-0	0-4-0	0-1-0	2-0-0
1994	NA	0-1-0	4-2-0	1-1-0	0-1-0
1995	NA	1-0-0	7-1-0	2-0-0	1-0-0
1996	NA	2-0-0	7-1-0*	2-0-0	DNP
1997	NA	2-0-0	7-2-0	1-1-0	DNP
1998	NA	2-0-0	0-7-0	1-0-0	DNP
1999	NA	1-1-0	5-2-0	1-0-0	DNP
2000	NA	DNP	8-2-0	0-1-0	DNP
2001	NA	DNP	1-8-0	0-1-0	DNP
2002	NA	DNP	4-5-0	0-2-0	DNP
2003	NA	DNP	6-4-0	2-0-0	DNP
2004	NA	DNP	9-1-0	1-1-0	DNP
2005	NA	DNP	0-8-0	0-2-0	DNP
2006	NA	DNP	5-4-0	0-2-0	DNP
2007	NA	DNP	5-4-0	1-1-0	DNP
2008	NA	DNP	5-4-0	0-2-0	DNP
2009	NA	DNP	1-7-0	0-2-0	DNP
2010	NA	0-1-0	1-8-0	0-1-0	DNP
2011	NA	0-1-0	2-6-0	0-1-0	DNP
2012	NA	0-1-0	2-5-0	0-1-0	DNP
2013	NA	0-1-0	6-3-0	1-0-0	DNP
2014@	1-0-0	3-4-0	0-1-0	0-1-0	DNP
2015@	0-1-0	3-4-0	1-0-0	1-0-0	DNP
2016	0-0-0	1-0-0	9-1-0	2-0-0	DNP
2017	0-0-0	0-1-0	3-4-0	2-0-0	DNP
2018	0-0-0	1-1-0	3-4-0	0-1-0	DNP
2019	0-0-0	1-1-0	7-2-0	1-0-0	DNP
2020	0-0-0	1-5-0#	0-0-0	1-2-0	0-1-0#
Totals	1-1-0	39-55-0	121-124-0	21-28-0	6-3-0

Scottsboro Wildcat Football
Record vs. Opponents by Class

*Includes forfeit victory

@ - One out of state opponent

- Includes forfeit loss due to Covid-19



Scottsboro Wildcat Football

Record-By-Month

<u>Year</u>	<u>August</u>	<u>Sept.</u>	<u>October</u>	<u>November</u>	<u>December</u>
1957	0-0-0	4-0-0	2-3-0	1-0-0	0-0-0
1958	0-0-0	2-2-0	0-4-0	0-2-0	0-0-0
1959	0-0-0	3-0-0	1-3-1	1-1-0	0-0-0
1960	0-0-0	4-0-0	4-0-0	2-0-0	0-0-0
1961	0-0-0	3-1-0	3-0-0	3-0-0	0-0-0
1962	0-0-0	3-0-1	2-0-1	1-1-1	0-0-0
1963	0-0-0	3-1-0	3-0-0	3-0-0	0-0-0
1964	0-0-0	2-0-0	2-2-1	2-0-0	0-0-0
1965	0-0-0	3-0-0	4-0-0	3-0-0	0-0-0
1966	0-0-0	2-1-0	1-3-0	1-1-0	0-0-0
1967	0-0-0	4-1-0	1-3-0	1-0-0	0-0-0
1968	0-0-0	2-1-0	1-3-0	3-0-0	0-0-0
1969	0-0-0	4-0-0	3-1-0	0-1-0	0-0-0
1970	0-0-0	3-0-0	4-1-0	3-1-0	0-0-0
1971	0-0-0	3-1-0	0-5-0	0-1-0	0-0-0
1972	0-0-0	2-3-0	0-4-0	0-1-0	0-0-0
1973	0-1-0	1-2-0	3-1-0	1-1-0	0-0-0
1974	0-0-0	2-1-0	2-2-0	2-1-0	0-0-0
1975	0-0-0	1-2-0	2-3-0	1-0-0	0-0-0
1976	1-0-0	2-0-1	4-1-0	1-1-0	0-0-0
1977	0-1-0	0-4-0	3-1-0	1-0-0	0-0-0
1978	0-0-0	2-3-0	2-2-0	0-1-0	0-0-0
1979	0-1-0	1-2-0	0-4-0	1-1-0	0-0-0
1980	1-0-0	2-1-0	4-1-0	2-1-0	0-0-0
1981	0-1-0	1-3-0	3-1-0	1-0-0	0-0-0
1982	1-0-0	2-2-0	1-4-0	0-0-0	0-0-0
1983	1-0-0	2-3-0	2-2-0	0-0-0	0-0-0
1984	1-0-0	1-3-0	1-3-0	1-0-0	0-0-0
1985	0-1-0	3-1-0	3-1-0	0-2-0	0-0-0
1986	0-1-0	0-4-0	0-5-0	0-0-0	0-0-0
1987	0-1-0	3-1-0	1-4-0	0-1-0	0-0-0
1988	0-1-0	0-5-0	2-2-0	0-1-0	0-0-0
1989	1-0-0	2-3-0	4-0-0	1-1-0	0-0-0
1990	0-0-0	0-4-0	3-1-0	2-1-0	0-0-0
1991	0-0-0	2-2-0	2-2-0	1-2-0	0-0-0
1992	0-0-0	0-4-0	3-2-0	0-1-0	0-0-0
1993	0-0-0	0-4-0	2-3-0	0-1-0	0-0-0
1994	0-0-0	3-2-0	2-2-0	1-2-0	0-0-0
1995	0-0-0	5-0-0	4-0-0	2-1-0	0-0-0
1996	0-0-0	4-0-0	3-0-0	4-1-0	0-0-0
1997	0-0-0	3-1-0	3-1-0	4-0-0	0-1-0
1998	1-0-0	1-3-0	1-4-0	0-0-0	0-0-0
1999	1-0-0	3-1-0	3-2-0	0-0-0	0-0-0
2000	0-0-0	4-1-0	3-1-0	1-1-0	0-0-0
2001	0-1-0	0-4-0	0-4-0	1-0-0	0-0-0
2002	0-1-0	2-2-0	2-3-0	0-1-0	0-0-0
2003	1-0-0	3-1-0	3-2-0	1-1-0	0-0-0

Scottsboro Wildcat Football
Record-By-Month

<u>Year</u>	<u>August</u>	<u>Sept.</u>	<u>October</u>	<u>November</u>	<u>December</u>
2004	1-0-0	3-0-0	5-0-0	1-2-0	0-0-0
2005	0-1-0	0-5-0	0-4-0	0-0-0	0-0-0
2006	0-0-0	1-4-0	3-1-0	1-1-0	0-0-0
2007	1-0-0	3-1-0	2-2-0	0-2-0	0-0-0
2008	0-1-0	3-1-0	2-3-0	0-1-0	0-0-0
2009	0-1-0	1-3-0	0-5-0	0-0-0	0-0-0
2010	0-1-0	0-4-0	1-4-0	0-0-0	0-0-0
2011	0-1-0	2-3-0	0-4-0	0-0-0	0-0-0
2012	0-1-0	0-4-0	2-2-0	0-1-0	0-0-0
2013	0-1-0	3-1-0	4-0-0	0-2-0	0-0-0
2014	1-1-0	3-1-0	0-4-0	0-1-0	0-0-0
2015	0-2-0	2-2-0	3-1-0	0-1-0	0-0-0
2016	2-0-0	4-0-0	4-0-0	2-1-0	0-0-0
2017	0-0-0	2-3-0	2-2-0	1-0-0	0-0-0
2018	1-0-0	1-3-0	2-2-0	0-1-0	0-0-0
2019	0-1-0	4-0-0	3-1-0	2-1-0	0-0-0
2020	0-1-0	2-2-0	0-5-0	0-0-0	0-0-0
Totals	15-22-0	136-117-2	135-136-3	60-43-1	0-1-0

Scottsboro Wildcat Football

Homecoming Games

Due to WWII, Jackson County High School did not field a football team for the 1945 season. It resumed with football for the 1946 season and it is the first year that a documented homecoming game was scheduled and played. A list of all homecoming queens follows the list of game results.

Jackson County High School

10/25/1946 – defeated Gurley 20-6
11/14/1947 – Bridgeport (game canceled)
11/12/1948 – defeated Boaz 45-7
11/3/1949 – lost to Holt 12-7
11/3/1950 – defeated Valley Head 40-19
11/9/1951 – defeated Bridgeport 19-6
10/31/1952 – defeated Valley Head 27-25
11/6/1953 – defeated Bridgeport 6-0
10/29/1954 – defeated Valley Head 31-7
11/11/1955 – defeated Sylvania 34-0
10/19/1956 – defeated Fort Payne 59-6
(9-1-0)

Scottsboro High School

1957 – Lost to Central Chattanooga 29-12
1958 – Lost to Fort Payne 12-0
1959 – Defeated Emma Sansom 18-0
1960 – Defeated Fort Payne 31-2
1961 – Defeated Arab 26-6
1962 – Tied Fort Payne 0-0
1963 – Defeated Arab 34-7
1964 – Lost to Fort Payne 7-6
1965 – Defeated Haleyville 34-7
1966 – Defeated Hanceville 21-7
1967 – Lost to Arab 7-0
1968 – Lost to Franklin Co. Tennessee 20-7
1969 – Defeated Guntersville 27-6
1970 – Defeated Mountain Brook 20-6
1971 – Lost to Coffee 7-6
1972 – Lost to Decatur 13-7
1973 – Defeated Guntersville 27-12
1974 – Defeated Fort Payne 20-6
1975 – Defeated Boaz 14-6
1976 – Defeated Fort Payne 35-21
1977 – Defeated Litchfield 20-14
1978 – Defeated Decatur 15-13
1979 – Lost to Fort Payne 33-8
1980 – Defeated Decatur 21-0

1981 – Defeated Guntersville 10-7
1982 – Defeated Decatur 16-14
1983 – Defeated Guntersville 24-0
1984 – Lost to Southside Gadsden 14-6
1985 – Defeated Jacksonville 19-13
1986 – Lost to Albertville 28-14
1987 – Defeated Arab 24-0
1988 – Lost to Grissom 21-7
1989 – Defeated Lee Huntsville 8-6
1990 – Defeated Grissom 27-8
1991 – Defeated Brewer 28-6
1992 – Lost to Bradshaw 20-7
1993 – Lost to Southside 15-0
1994 – Defeated Emma Sansom 20-12
1995 – Defeated Boaz 41-21
1996 – Defeated Albertville 42-21
1997 – Defeated Southside 38-15
1998 – Lost to Buckhorn 36-21
1999 – Defeated Albertville 42-24
2000 – Defeated Albertville 27-12
2001 – Lost to Mortimer Jordan 55-27
2002 – Defeated Butler 21-0
2003 – Defeated Buckhorn 50-13
2004 – Defeated Lee Huntsville 38-20
2005 – Lost to Fort Payne 17-0
2006 – Defeated Southside-Gadsden 49-21
2007 – Defeated Lee Huntsville 28-0
2008 – Defeated Butler 45-12
2009 – Defeated Butler 28-0
2010 – Lost to Boaz 26-17
2011 – Defeated Lee Huntsville 24-21
2012 – Defeated Brewer 57-20
2013 – Defeated Columbia 48-27
2014 – Defeated Lee Huntsville 24-17
2015 – Lost to Fort Payne 38-21
2016 – Defeated Etowah 56-26
2017 – Defeated Boaz 30-14
2018 – Defeated Madison County 31-15
2019 – Defeated Arab 56-42
2020 – Lost to Oneonta 35-21

(Total JCHS/SHS: 53-20-1)

Scottsboro Wildcat Football
Homecoming Games

Albertville (3-1-0)

1986 – Lost 28-14
1996 – Won 42-21
1999 – Won 42-24
2000 – Won 27-12

Arab (4-1-0)

1961 – Won 26-6
1963 – Won 34-7
1967 – Lost 7-0
1987 – Won 24-0
2019 – Won 56-42

Boaz (4-1-0)

11/12/1948 – Won 45-7
1975 – Won 14-6
1995 – Won 41-21
2010 – Lost 26-17
2017 – Won 30-14

Bradshaw (0-1-0)

1992 – Lost 20-7

Brewer (2-0-0)

1991 – Won 28-6
2012 – Won 57-20

Bridgeport (2-0-0)

11/14/1947 – Game Canceled
11/9/1951 – Won 19-6
11/6/1953 – Won 6-0

Buckhorn (1-1-0)

1998 – Lost 36-21
2003 – Won 50-13

Butler (3-0-0)

2002 – Won 21-0
2008 – Won 45-12
2009 – Won 28-0

Central Chattanooga (0-1-0)

1957 – Lost 29-12

Coffee (0-1-0)

1971 – Lost 7-6

Columbia (1-0-0)

2013 – Won 48-27

Decatur (3-1-0)

1972 – Lost 13-7
1978 – Won 15-13
1980 – Won 21-0
1982 – Won 16-14

Emma Sansom (2-0-0)

1959 – Won 18-0
1994 – Won 20-12

Etowah (1-0-0)

2016 – Won 56-26

Fort Payne (4-5-1)

10/19/1956 – Won 59-6
1958 – Lost 12-0
1960 – Won 31-2
1962 – Tie 0-0
1964 – Lost 7-6
1974 – Won 20-6
1976 – Won 35-21
1979 – Lost 33-8
2005 – Lost 17-0
2015 – Lost 38-21

Franklin County TN (0-1-0)

1968 – Lost 20-7

Grissom (1-1-0)

1988 – Lost 21-7
1990 – Won 27-8

Guntersville (4-0-0)

1969 – Won 27-6
1973 – Won 27-12
1981 – Won 10-7
1983 – Won 24-0

Haleyville (1-0-0)

1965 – Won 34-7

Hanceville (1-0-0)

1966 – Won 21-7

Holt (0-1-0)

11/3/1949 – Lost 12-7

Jacksonville (1-0-0)

1985 – Won 19-13

Scottsboro Wildcat Football

Homecoming Games

Lee Huntsville (5-0-0)

1989 – Won 8-6
2004 – Won 38-20
2007 – Won 28-0
2011 – Won 24-21
2014 – Won 24-17

Litchfield (1-0-0)

1977 – Won 20-14

Madison County (2-0-0)

10/25/1946 – Won 20-6
2018 – Won 31-15

Mortimer Jordan (0-1-0)

2001 – Lost 55-27

Mountain Brook (1-0-0)

1970 – Won 20-6

Oneonta (0-1-0)

2020 – Lost 35-21

Southside Gadsden (2-2-0)

1984 – Lost 14-6
1993 – Lost 15-0
1997 – Won 38-15
2006 – Won 49-21

Sylvania (1-0-0)

11/11/1955 – Won 34-0

Valley Head (3-0-0)

11/3/1950 – Won 40-19
10/31/1952 – Won 27-25
10/29/1954 – Won 31-7


Homecoming Queens

1946 – Sue Wilson
1947 – Scheduled game canceled
1948 – Carolyn Davis
1949 – Irene Machen
1950 – Lila Jean Keller
1951 – Lois Jean Gist
1952 – Betty Keeble
1953 – Joyce Irving
1954 – Kay McCormick
1955 – Virginia Brandon
1956 – Ann Gentles

1957 – Annie Cloud
1958 – Rachel Downey
1959 – Glenda Bishop
1960 – Bernice Latham
1961 – Linda Blackwell
1962 – Brenda Pace
1963 – Joan Morris
1964 – Peggy Lands
1965 – Rita Rudder
1966 – Linda Chapman
1967 – Nancy Hammer
1968 – Kay Chapman
1969 – Linda Lynch
1970 – Wanda Murphy
1971 – Ann Brandon
1972 – Jana Downey
1973 – Sheilah Collins
1974 – Pam Jones
1975 – Julie Williams
1976 – Vanessa Sparks
1977 – Colleen Cannon
1978 – Pam Ramage
1979 – Dana Bradley
1980 – Vickie Atkins
1981 – Ann Stewart
1981 – Elizabeth Daniel
1983 – Betsy Browder
1984 – Tammy Starling
1985 – Angie Spain
1986 – Sarah Kellenberger
1987 – Chrystal Lea Proctor
1988 – Christi Dawn Richardson
1989 – Amy Skipper
1990 – LeAnne Smart
1991 – Tonya Boozer
1992 – Candy Churchwell
1993 – Haley Lynch
1994 – Erica Pontaine
1995 – Laura Cannon
1996 – Chrissy Baker
1997 – Mary Parks
1998 – Rose Armstrong
1999 – Haley Swarengin
2000 – Mari Leigh Airheart
2001 – Amy Yarbrough
2002 – Amy Sims
2003 – Katie Lankford
2004 – Laura Beth Thompson
2005 – Lauren DeWitt
2006 – Meredith Huntley
2007 – Hatherine Bouldin
2008 – Jessalyn Traylor

Scottsboro Wildcat Football
Homecoming Games

2009 – Adria Hill
2010 – Hannah Jackson
2011 – Adrianna McQueen
2012 – Savannah Roland
2013 – Aquanita Branford
2014 – Mary Margaret Green
2015 – Emma Grace Nix
2016 – Laura Beattie
2017 – Hallie Bone
2018 – Kerby Bartlett
2019 – Laurel Grace Dukes
2020 – Lucy Maples



Scottsboro Wildcat Football
Record vs. All Opponents

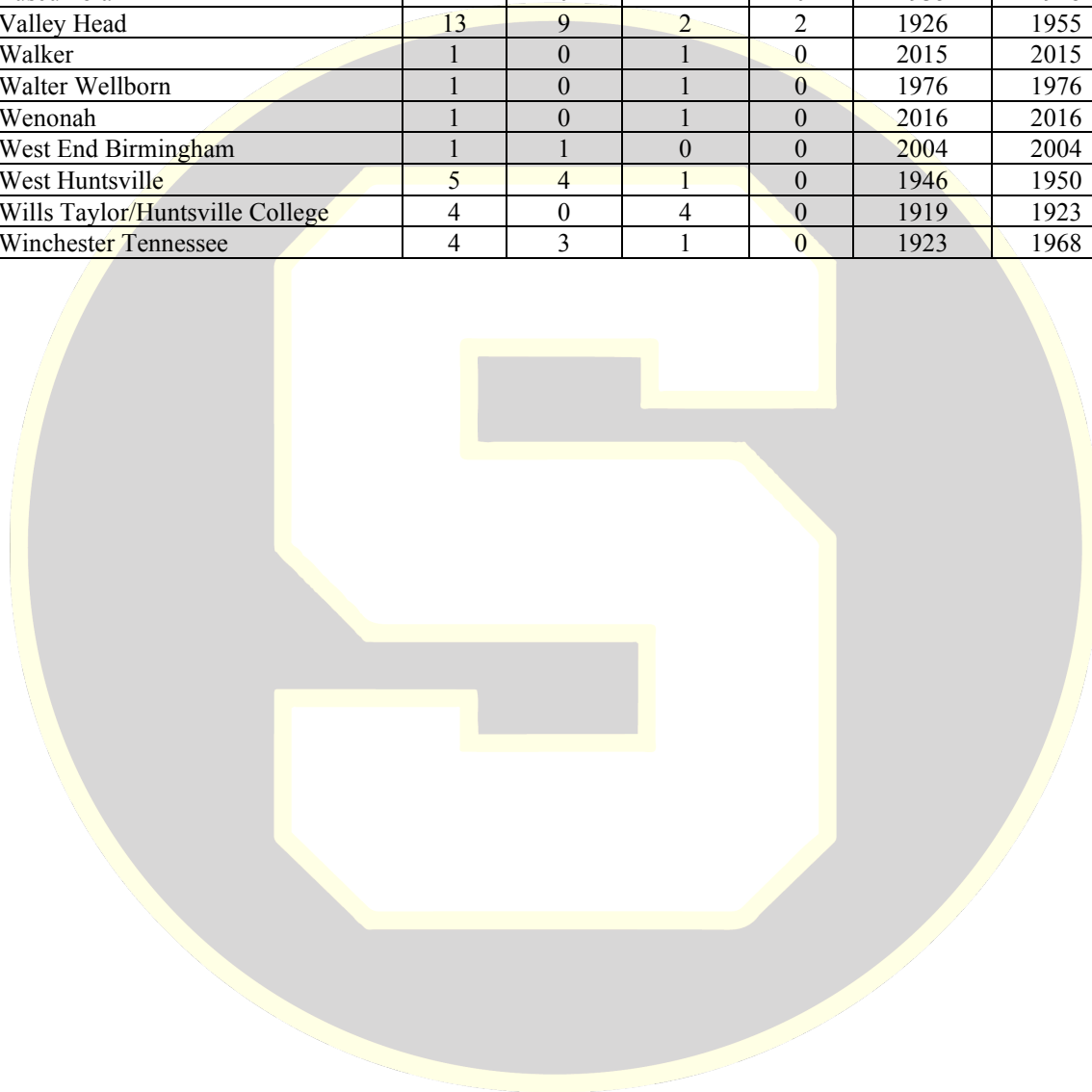
Opponent	Games	Won	Lost	Tied	First	Last
Albertville	69	31	33	5	1916	2015
Alexandria	2	1	1	0	2016	2017
Anniston	4	3	1	0	1996	2003
Arab	60	41	18	1	1926	2020
Ardmore	4	3	1	0	1929	2019
Athens	20	8	12	0	1915	2004
Austin Decatur	9	4	5	0	1968	1991
Baylor Chattanooga	4	1	3	0	1915	1917
Benjamin Russell	1	0	1	0	2007	2007
Blountsville	1	0	1	0	1916	1916
Boaz	25	18	7	0	1941	2017
Bob Jones	1	1	0	0	1994	1994
Bradshaw	13	3	10	0	1969	1996
Brewer	8	7	1	0	1990	2019
Bridgeport College	1	1	0	0	1922	1922
Bridgeport High School	35	23	8	4	1913	1964
Buckhorn	12	6	6	0	1996	2013
Butler	14	8	6	0	1951	2009
Center Point	1	0	1	0	2019	2019
Central Chattanooga	3	0	3	0	1923	1958
Cherokee County/Centre	8	4	4	0	1936	2009
Chattanooga High School	4	2	2	0	1915	1924
Chickamauga Georgia	1	1	0	0	1922	1922
Childersburg	1	1	0	0	1964	1964
Clay-Chalkville	1	0	1	0	2014	2014
Coffee	5	3	2	0	1971	1995
Collinsville	4	3	1	0	1922	1954
Columbia	2	2	0	0	2012	2013
Crossville	5	2	2	1	1942	2017
Cullman	19	7	12	0	1938	2007
Dalton Georgia	2	0	2	0	2014	2015
Decatur	26	8	18	0	1947	1991
Douglas	2	2	0	0	2016	2017
East Limestone	2	1	1	0	2018	2019
Emma Sansom	13	11	1	1	1959	1997
Erwin	1	0	1	0	1995	1995
Etowah	22	7	15	0	1956	2017
Fairfield	1	1	0	0	2016	2016
Fairview	1	1	0	0	1926	1926
Falkville	2	2	0	0	1926	1936
Flat Rock	6	6	0	0	1925	1931
Fort Payne	85	31	51	3	1925	2020
Fyffe	#1	0	#1	0	2020	2020
Gadsden	10	2	8	0	1935	1985
Gardendale	1	0	1	0	2006	2006
Gaston	1	1	0	0	1938	1938
Gaylesville	2	2	0	0	1933	1935
Geraldine	2	1	1	0	1930	1931
Glencoe	9	4	5	0	1930	1977
Goodrich	1	0	0	1	1914	1914

Scottsboro Wildcat Football
Record vs. All Opponents

Opponent	Games	Won	Lost	Tied	First	Last
Gordon Lee Georgia	2	2	0	0	1994	1995
Grissom	18	4	14	0	1970	1993
Guntersville	86	40	45	1	1914	2019
Gurley/Madison County	35	22	10	3	1914	2019
Haleyville	6	3	2	1	1962	1967
Hanceville	3	3	0	0	1946	1967
Hartselle/Morgan County	11	6	5	0	1916	2019
Hazel Green	3	2	1	0	1998	2003
Holt	2	0	1	1	1949	1950
Homewood	1	0	1	0	1994	1994
Hueytown	1	0	0	1	1955	1955
Huntsville	29	7	21	1	1913	2011
Hewitt-Trussville	2	0	2	0	1990	1991
Hixon Tennessee	5	5	0	0	1965	1969
Jacksonville	2	1	1	0	1984	1985
Jasper Tennessee	1	1	0	0	1929	1929
Joe Bradley	2	2	0	0	1940	1941
Johnson	14	4	10	0	1978	2005
J.B. Pennington	7	1	3	2	1951	1961
Lee Huntsville	18	9	9	0	1971	2015
Lincoln of Huntsville	4	3	0	1	1940	1948
Litchfield	2	2	0	0	1976	1977
Locust Fork	1	1	0	0	1956	1956
Madison Academy	3	1	2	0	2018	2020
Marion County Tennessee	7	6	0	1	1915	1943
Maryville Tennessee	1	1	0	0	1935	1935
McAdory	1	1	0	0	1997	1997
McCallie of Chattanooga	3	0	3	0	1916	1926
Mortirner Jordan	4	3	1	0	1962	2001
Moulton/Lawrence County	3	3	0	0	1962	2016
Mountain Brook	2	1	1	0	1970	1971
New Hope	1	1	0	0	1941	1941
North Jackson	33	12	21	0	1988	2020
Notre Dame of Chattanooga	3	2	0	1	1933	1965
Oneonta	18	11	5	2	1933	2020
Oxford	3	1	2	0	1959	2020
Parker	2	0	2	0	1989	2013
Pell City	5	3	2	0	1963	2020
Pine Bluff Arkansas	1	0	1	0	1935	1935
Pinson Valley	1	1	0	0	1997	1997
Pisgah	4	3	1	0	1984	1993
Plainview	4	3	1	0	1992	1995
Rison of Huntsville	3	1	2	0	1930	1942
Robert E. Lee Montgomery	1	0	1	0	1970	1970
Rossville Georgia	2	2	0	0	1956	1957
Russellville	2	1	1	0	2003	2019
Selma	1	0	1	0	1925	1925
Sewanee Tennessee	1	0	0	1	1919	1919
Sheffield	1	1	0	0	1968	1968
South Pittsburg Tennessee	8	5	3	0	1915	1932
Southside Gadsden	23	13	10	0	1984	2020

Scottsboro Wildcat Football
Record vs. All Opponents

Opponent	Games	Won	Lost	Tied	First	Last
Sparkman	12	11	1	0	1965	2015
Springville	1	0	1	0	2020	2020
Sylacauga	1	1	0	0	1977	1977
Stevenson	31	21	7	3	1922	1965
St. Bernard of Cullman	1	0	1	0	1934	1934
Sylvania	3	3	0	0	1954	1956
Talladega	2	0	2	0	1973	1974
Tuscumbia	2	0	2	0	1935	1948
Valley Head	13	9	2	2	1926	1955
Walker	1	0	1	0	2015	2015
Walter Wellborn	1	0	1	0	1976	1976
Wenonah	1	0	1	0	2016	2016
West End Birmingham	1	1	0	0	2004	2004
West Huntsville	5	4	1	0	1946	1950
Wills Taylor/Huntsville College	4	0	4	0	1919	1923
Winchester Tennessee	4	3	1	0	1923	1968



Scottsboro Wildcat Football **Scores vs. Opponents**

Albertville

1916 Tied 0-0 (3-1-1)
 1923 Lost 40-7 (2-0)
 1924 Lost 31-0 (2-2)
 1925 Lost 13-3 (2-3)
 1926 Lost 7-6 (0-1)
 1932 Tied 0-0 (2-0)
 1933 Tied 0-0
 1934 Won 12-6
 1935 Won 7-6
 1936 Lost 7-0 (2-1-1)
 1937 Lost 7-6 (4-0)
 1938 Won 31-7 (0-4-1)
 1939 Lost 20-14 (3-2-1)
 1946 Lost 13-7 (1-4)
 1947 Tied 7-7 (2-0)
 1951 Won 19-0 (0-1)
 1952 Lost 32-19 (1-0)
 1953 Lost 27-7 (1-0)
 1954 Lost 18-6 (1-0)
 1955 Lost 21-13 (0-1)
 1956 Won 26-14 (0-0)
 1957 Won 38-6 (1-0)
 1958 Lost 27-0 (1-0)
 1959 Lost 13-7 (5-2-1)
 1960 Won 25-7 (2-5)
 1961 Won 25-7 (2-4-1)
 1962 Lost 6-0 (2-4-2)
 1963 Won 26-15 (2-6)
 1964 Won 18-12 (3-5)
 1968 Won 33-13 (0-2-1)
 1969 Won 21-6 (0-3)
 1970 Won 34-6 (0-3)
 1971 Won 14-11 (1-2)
 1972 Won 34-3 (0-3)
 1973 Lost 21-14 (2-1)
 1974 Won 20-10 (1-2)
 1975 Lost 19-7 (3-0)
 1976 Tied 7-7 (4-0)
 1977 Lost 9-7 (4-0)
 1980 Won 12-7 (3-1)
 1981 Lost 10-0 (3-1)
 1982 Won 21-6 (1-3)
 1983 Lost 38-6 (3-1)
 1984 Lost 35-13 (3-3)
 1985 Won 21-12 (3-3)
 1986 Lost 28-14 (3-3)
 1987 Lost 31-13 (3-3)
 1988 Won 7-6 (2-5)
 1989 Won 21-14 (3-4)
 1990 Lost 15-12 (3-4)

1991 Won 14-7 (6-1)
 1992 Lost 20-14 (3-4)
 1993 Lost 24-6 (3-4)
 1994 Won 29-23 (7-0)
 1995 Won 35-16 (4-3)
 1996 Won 42-21 (5-2)
 1997 Won 30-15 (3-4)
 1998 Lost 42-28 (6-1)
 1999 Won 42-24 (1-6)
 2000 Won 27-12 (1-4)
 2001 Lost 21-6 (0-5)
 2006 Won 44-16 (2-4)
 2007 Lost 35-14 (3-3)
 2008 Won 29-28 (2-5)
 2009 Lost 21-14 (3-4)
 2010 Lost 35-14 (4-3)
 2011 Lost 28-7 (4-3)
 2014 Won 41-40 (2-0)
 2015 Lost 35-10 (3-0)

Alexandria

2016 Won 41-28 (2-3)
 2017 Lost 32-7 (5-1)

Anniston

1996 Won 34-7 (3-6)
 1997 Won 37-0 (7-5)
 2000 Lost 32-21 (8-1)
 2003 Won 23-20 (8-2)

Ardmore

1929 Won 44-0 (0-2)
 1930 Lost 12-7
 2018 Won 35-7 (2-0)
 2019 Won 41-27 (2-0)

Athens

1915 Lost 19-7 (1-1)
 1916 Won 14-7
 1917 Lost 19-6
 1930 Won 13-0
 1931 Won 13-6 (0-1)
 1932 Won 20-0
 1936 Won 12-0
 1967 Lost 13-0 (1-1)
 1968 Lost 25-13 (2-1)
 1969 Lost 33-20 (4-5)
 1970 Won 28-21 (6-3)
 1975 Lost 53-27 (5-1-1)
 1978 Lost 21-13 (4-3-1)
 1979 Lost 13-3 (1-6)
 1980 Won 10-0 (3-5)

1981 Won 7-3 (2-0-1)
 1986 Lost 34-7 (5-0)
 1987 Lost 34-0 (5-0)
 2002 Lost 49-22 (6-4)
 2004 Lost 38-27 (6-5)

Arab

1926 Won 6-0
 1937 Won 25-0
 1938 Lost 7-0
 1939 Won 33-0
 1942 Won 26-6
 1947 Won 15-13
 1948 Won 6-0
 1960 Won 7-6 (2-2)
 1961 Won 26-6 (2-1)
 1962 Won 13-0 (3-1)
 1963 Won 34-7 (2-1-2)
 1964 Tied 27-27
 1964 Tied 27-27 (1-4)
 1965 Won 41-6 (2-1-2)
 1966 Lost 41-7 (4-1)
 1967 Lost 41-7 (3-2)
 1968 Won 32-13 (1-3-1)
 1969 Won 12-8 (4-1)
 1970 Lost 21-8 (3-1)
 1971 Lost 13-8 (2-1-1)
 1972 Lost 14-0 (3-1-1)
 1973 Won 14-13 (3-2)
 1974 Won 7-0 (2-3-1)
 1975 Won 13-6 (1-3-1)
 1978 Lost 16-0 (7-1)
 1979 Won 12-7 (6-3)
 1980 Won 25-19 (6-3)
 1981 Won 21-20 (5-4)
 1982 Won 6-0 (0-0)
 1983 Won 21-13 (0-0)
 1984 Lost 17-13 (1-4)
 1985 Won 27-21 (1-4)
 1986 Lost 33-14 (0-4)
 1987 Won 24-0 (0-4)
 1988 Won 9-0 (3-6)
 1989 Won 42-7 (7-2)
 1992 Won 13-0 (5-4)
 1993 Lost 28-27 (8-1)
 1994 Lost 7-6 (6-3)
 1995 Won 21-7 (2-7)
 1996 Won 42-15 (1-8)
 1997 Won 27-0 (2-7)
 2002 Lost 35-14 (2-6)
 2003 Lost 35-19 (6-2)
 2004 Won 39-21 (5-3)

Scottsboro Wildcat Football

Scores vs. Opponents

2005 Lost 23-19 (0-3)
2006 Won 32-19 (1-0)
2007 Won 28-23 (0-1)
2008 Won 27-0 (0-1)
2009 Lost 9-7 (0-1)
2010 Lost 21-3 (1-0)
2011 Won 21-14 (1-0)
2012 Lost 35-25 (1-0)
2013 Won 17-14 (0-1)
2014 Lost 43-32 (5-3)
2015 Won 38-13 (1-7)
2016 Won 59-7 (5-2)
2017 Won 27-7 (1-6)
2018 Won 44-27 (0-6)
2019 Won 56-42 (4-2)
2020 Won 7-3 (1-2)

Austin Decatur

1968 Lost 21-20 (0-0)
1969 Won 14-0 (0-0)
1970 Won 33-7 (0-0)
1971 Won 18-7 (0-0)
1972 Lost 7-3 (0-0)
1973 Lost 41-0 (0-0)
1974 Lost 7-6 (0-1)
1990 Won 13-3 (4-4)
1991 Lost 34-14 (5-3)

Baylor Chattanooga

1915 Won 44-12 (?)
1915 Lost 72-0 (0-0)
1916 Lost 13-0 (3-0)
1917 Lost 33-0 (0-0)

Benjamin Russell

2007 Lost 35-14 (8-2)

Blountsville

1916 Lost 7-0

Boaz

1941 Won 12-0 (0-3)
1942 Won 19-0 (1-3)
1946 Won 24-7 (3-2)
1947 Won 25-7
1948 Won 45-7
1957 Won 40-0 (0-1)
1958 Won 19-0 (0-0)
1967 Won 6-0 (3-6)
1968 Won 27-0 (2-5)
1975 Won 14-6 (1-8)
1976 Won 28-13 (0-5-1)

1994 Won 41-22 (2-3)
1995 Won 41-21(2-3)
2000 Won 34-20 (1-1)
2001 Lost 21-7 (2-0)
2004 Won 36-0 (0-0)
2005 Lost 21-9 (0-0)
2008 Lost 21-6 (2-1)
2009 Lost 28-7 (2-1)
2010 Lost 26-17 (2-1)
2011 Lost 18-15 (1-2)
2012 Lost 45-10 (3-0)
2013 Won 42-7 (1-2)
2016 Won 56-14 (0-7)
2017 Won 30-14 (2-5)

Bob Jones

1994 Won 35-8 (5-5)

Bradshaw

1969 Won 28-13 (0-2)
1970 Won 21-6 (1-1)
1973 Lost 41-7 (4-1)
1974 Won 13-12 (2-3)
1978 Lost 14-6 (0-2)
1979 Lost 20-14 (1-1)
1980 Lost 28-13 (0-2)
1981 Lost 10-7 (0-2)
1982 Lost 33-16 (0-1)
1983 Lost 21-14 (0-1)
1992 Lost 20-7 (4-2)
1993 Lost 18-0 (3-3)
1996 Lost 38-37 (8-4)

Brewer

1990 Won 41-15 (1-3)
1991 Won 38-6 (1-3)
2012 Won 57-20 (1-5)
2013 Won 23-21 (3-3)
2014 Won 33-14 (0-1)
2015 Won 24-22 (0-1)
2018 Lost 29-3 (6-2)
2019 Won 35-0 (3-5)

Bridgeport College

1922 Won 15-0

Bridgeport High School

1913 Lost 12-6
1913 Lost 22-2
1913 Tied 7-7
1914 Lost 32-3
1915 Won 26-12

1916 Won 31-8
1929 Won 18-6
1931 Won 16-0
1932 Won 13-0
1933 Won 20-7
1934 Tied 0-0
1937 Won 26-0
1938 Tied 6-6
1939 Won 25-0
1940 Tied 0-0
1941 Lost 34-7
1942 Lost 25-6
1943 Lost 19-6
1944 Lost 13-6
1946 Won 20-7
1948 Won 13-7
1949 Won 13-6
1950 Won 42-0
1951 Won 19-6
1952 Won 28-14
1953 Won 6-0
1954 Lost 26-6
1955 Won 33-0
1956 Won 40-0
1959 Won 13-6
1960 Won 27-0
1961 Won 26-0
1962 Won 28-0
1963 Won 20-0
1964 Won 21-13

Buckhorn

1996 Won 46-27 (1-0)
1997 Won 40-28 (1-0)
1998 Lost 36-21 (2-4)
1999 Lost 39-16 (5-1)
2000 Won 49-14 (0-1)
2001 Lost 27-16 (1-0)
2002 Won 49-14 (0-6)
2003 Won 50-13 (1-5)
2004 Won 26-10 (4-2)
2005 Lost 33-21 (6-1)
2012 Lost 26-21 (0-0)
2013 Lost 27-13 (0-0)

Butler

1951 Lost 13-0 (2-1)
1952 Lost 25-0 (0-0)
1953 Lost 31-14 (0-0)
1980 Won 7-0 (7-2)
1986 Lost 24-7 (0-2)
1987 Won 14-8 (0-1)

Scottsboro Wildcat Football
Scores vs. Opponents

2002 Won 21-0 (1-4)
2003 Won 48-12 (0-5)
2004 Won 27-6 (1-0)
2005 Lost 28-7 (0-1)
2006 Lost 35-28 (2-0)
2007 Won 36-9 (0-2)
2008 Won 45-12 (1-3)
2009 Won 28-0 (0-4)

Center Point

2019 Lost 26-10 (8-3)

Central Chattanooga

1923 Lost 7-0
1957 Lost 29-12
1958 Lost 59-0

Cherokee County/Centre

1936 Won 13-0
1975 Won 20-8 (2-0)
1976 Won 14-13 (2-1)
1977 Lost 26-6 (0-3)
1984 Lost 15-6 (2-0)
1985 Won 20-13 (1-1)
2008 Lost 40-18 (9-0)
2009 Lost 34-0 (9-0)

Chattanooga High School

1915 Lost 32-0
1919 Won 14-7
1920 Won 7-6
1924 Lost 39-0

Chickamauga, Georgia

1922 Won 14-0

Childersburg

1964 Won 14-6 (1-0)

Clay-Chalkville

2014 Lost 85-50 (10-0)

Coffee

1972 Lost 7-6 (3-3)
1972 Lost 22-8 (0-6)
1973 Won 23-14 (2-2-2)
1974 Won 17-14 (4-1)
1995 Won 30-29 (3-7)

Collinsville

1922 Lost 13-7
1923 Won 20-0

1938 Won 12-0
1954 Won 26-0 (0-3)

Columbia

2012 Won 55-28 (1-6)
2013 Won 48-27 (1-6)

Crossville

1942 Tied 12-12 (3-1)
1943 Won 13-0 (3-1)
1944 Lost 28-12 (4-2)
2016 Won 63-21 (1-0)
2017 Lost 28-21 (1-0)

Cullman

1938 Lost 6-0 (4-2-1)
1939 Won 20-19 (3-3-1)
1942 Lost 12-7 (2-4)
1949 Lost 7-0 (1-1)
1950 Lost 14-6 (1-1)
1951 Lost 20-0 (0-2)
1952 Lost 27-0 (1-0)
1965 Won 7-0 (3-2-3)
1966 Lost 21-0 (6-3)
1984 Won 27-0 (3-5)
1985 Lost 33-3 (8-0)
1986 Lost 28-16 (5-3)
1987 Won 28-14 (3-5)
1988 Lost 36-8 (5-3)
1989 Won 31-20 (4-4)
2000 Won 29-20 (7-0)
2001 Lost 27-6 (6-1)
2006 Won 37-35 (6-3)
2007 Lost 35-14 (9-0)

Dalton Georgia

2014 Lost 41-21 (0-0)
2015 Lost 35-21 (0-0)

Decatur

1947 Lost 28-0 (1-0)
1969 Lost 30-0 (4-0)
1970 Won 30-16 (4-0)
1970 Won 24-0 (9-1)
1971 Lost 18-13 (4-0)
1972 Lost 13-7 (3-1)
1973 Lost 35-0 (2-2)
1974 Lost 35-34 (2-2)
1975 Lost 36-12 (3-1-1)
1976 Lost 21-7 (3-1)
1978 Won 13-12 (4-2)
1979 Lost 45-6 (4-2)

1980 Won 21-0 (2-4)
1981 Lost 7-6 (2-4)
1982 Won 16-14 (3-3)
1983 Lost 19-7 (5-1)
1984 Won 17-14 (1-0)
1985 Lost 10-7 (1-0)
1986 Lost 17-0 (0-1)
1987 Won 22-14 (0-1)
1988 Lost 23-17 (1-0)
1988 Lost 21-16 (8-1)
1989 Lost 23-17 (1-0)
1989 Won 34-3 (8-1)
1990 Lost 31-14 (1-0)
1991 Lost 14-7 (0-1)

Douglas

2016 Won 62-6 (0-2)
2017 Won 35-0 (0-2)

East Limestone

2018 Lost 28-13 (2-1)
2019 Won 27-7 (1-2)

Emma Sansom

1959 Won 18-0 (0-6)
1960 Won 7-0 (1-5)
1961 Won 39-14 (6-1)
1962 Tied 6-6 (5-2)
1967 Won 19-7 (0-0)
1971 Won 27-14 (1-1)
1972 Won 19-18 (0-1)
1973 Won 7-2 (0-2)
1974 Won 13-0 (0-0-1)
1994 Won 20-12 (2-2)
1995 Won 21-10 (2-2)
1996 Won 21-7 (2-0)
1997 Lost 21-20 (2-0)

Erwin

1995 Lost 31-14 (9-2)

Etowah

1956 Lost 25-24 (0-0-1)
1957 Won 33-6 (1-2-1)
1958 Lost 48-0 (4-0)
1959 Lost 39-0 (3-1-1)
1982 Won 27-7 (0-3)
1983 Won 35-0 (0-3)
1988 Lost 53-12 (3-1)
1989 Lost 31-22 (3-1)
1996 Won 42-35 (8-3)
1997 Lost 21-13 (11-1)

Scottsboro Wildcat Football **Scores vs. Opponents**

2000 Lost 56-30 (6-2)
 2001 Lost 21-13 (3-5)
 2006 Lost 42-7 (2-1)
 2007 Won 20-0 (2-1)
 2008 Lost 20-0 (1-4)
 2009 Lost 9-6 (1-4)
 2010 Lost 35-7 (4-1)
 2011 Lost 22-0 (4-1)
 2012 Lost 40-14 (4-1)
 2013 Won 24-20 (5-0)
 2016 Won 56-26 (8-1)
 2017 Lost 47-27 (8-1)

Fairfield

2016 Won 49-28 (7-4)

Fairview

1926 Won 46-0

Falkville

1926 Won 6-0
 1936 Won 21-6

Flat Rock

1924 Won 20-12
 1925 Won
 1926 Won 44-0
 1928 Won 45-0
 1929 Won 26-0
 1929 Won 33-7
 1931 Won 37-0

Fort Payne

1925 Tied 0-0 (5-2)
 1929 Lost 6-0 (1-1)
 1930 Lost 26-0 (2-3)
 1936 Lost 6-0 (1-1-1)
 1937 Won 18-0 (4-1)
 1938 Lost 12-0 (3-1)
 1939 Won 7-6 (3-2)
 1940 Lost 26-0 (2-2)
 1941 Lost 27-0 (3-1)
 1942 Lost 13-6 (1-0)
 1943 Lost 52-0 (4-0-1)
 1947 Lost 13-7 (4-1-1)
 1948 Lost 19-7 (4-2)
 1949 Lost 19-0 (4-2)
 1950 Lost 14-12 (4-2-1)
 1951 Lost 13-12 (3-2-1)
 1952 Won 28-19 (2-2-1)
 1953 Won 19-18 (2-3)
 1954 Lost 28-7 (5-0)

1955 Lost 27-20 (3-4-1)
 1956 Won 59-6 (0-5)
 1957 Won 33-0 (4-1)
 1958 Lost 12-0 (3-1)
 1959 Tied 7-7 (3-2)
 1960 Won 31-2 (2-3)
 1961 Won 27-14 (5-0)
 1962 Tied 0-0 (5-0)
 1963 Won 27-13 (5-0)
 1964 Lost 7-6 (4-1)
 1965 Won 7-0 (4-1)
 1966 Lost 18-14 (1-4)
 1967 Lost 27-6 (2-3)
 1968 Won 20-0 (2-5)
 1969 Won 20-0 (0-7)
 1970 Won 20-7 (3-3-1)
 1971 Lost 21-7 (5-2)
 1972 Lost 19-3 (5-2)
 1973 Won 19-8 (0-8)
 1974 Won 20-6 (5-2)
 1975 Lost 26-21 (1-6-1)
 1976 Won 35-21 (5-3)
 1977 Won 28-7 (1-7)
 1978 Won 24-7 (3-4-1)
 1979 Lost 33-7 (3-5)
 1980 Lost 13-0 (3-5)
 1981 Won 21-7 (2-6)
 1982 Lost 21-14 (4-4)
 1983 Won 17-0 (2-7)
 1984 Won 13-7 (7-2)
 1985 Lost 13-6 (8-1)
 1986 Lost 35-20 (3-0)
 1987 Lost 14-0 (1-2)
 1988 Lost 14-6 (2-1)
 1989 Lost 35-28 (3-0)
 1990 Lost 31-7 (2-1)
 1991 Won 21-17 (3-0)
 1992 Lost 27-9 (2-1)
 1993 Lost 26-0 (1-2)
 1994 Lost 20-14 (3-5)
 1995 Won 28-21 (4-4)
 1996 Won 32-28 (4-4)
 1997 Lost 35-31 (5-3)
 1998 Lost 35-28 (2-3)
 1999 Won 35-0 (2-3)
 2000 Won 56-22 (0-3)
 2001 Lost 19-14 (0-3)
 2002 Lost 35-21 (6-3)
 2003 Lost 35-21 (5-4)
 2004 Won 17-14 (4-0)
 2005 Lost 17-0 (2-3)
 2006 Lost 40-29 (8-0)

2007 Lost 49-6 (8-0)
 2008 Won 24-21 (7-1)
 2009 Lost 38-14 (7-1)
 2010 Lost 49-0 (8-0)
 2011 Lost 38-10 (7-1)
 2012 Lost 45-7 (8-0)
 2013 Won 35-20 (5-3)
 2014 Lost 20-12 (5-1)
 2015 Lost 38-21 (5-1)
 2016 Won 35-3 (0-1)
 2017 Lost 34-14 (1-0)
 2018 Won 26-13 (0-1)
 2019 Lost 42-7 (0-0)
 2020 Lost 41-34 (3-2)

Fyffe

2020 Lost 1-0 (F/CV19)

Gadsden

1935 Won 27-0 (2-5)
 1940 Lost 53-0
 1941 Lost 53-0 (5-1-1)
 1944 Lost 42-7 (5-1)
 1957 Lost 27-6 (5-0-1)
 1958 Lost 42-0 (3-1-1)
 1982 Lost 27-7 (5-3)
 1983 Won 29-17 (3-5)
 1985 Lost 31-6 (8-2)
 # (1941 Lost 60-0)

Gardendale

2006 Lost 37-20 (6-4)

Gaston

1938 Won 13-0

Gaylesville

1933 Won 27-0
 1935 Won 20-13

Geraldine

1930 Lost 20-13
 1931 Won 40-0

Glencoe

1930 Won 36-0
 1932 Won 34-6 (2-1)
 1939 Lost 6-0 (4-0)
 1940 Lost 19-6 (2-3-2)
 1957 Won 31-0 (0-0)
 1958 Lost 28-14 (0-0)

Scottsboro Wildcat Football

Scores vs. Opponents

1975 Lost 15-14 (0-1)
1976 Won 36-12 (1-0)
1977 Lost 17-7 (1-0)

Goodrich

1914 Tied 0-0

Gordon Lee, Georgia

1994 Won 7-6 (3-0)
1995 Won 13-0 (3-0)

Grisson

1970 Won 7-6 (4-2)
1971 Lost 26-0 (7-1)
1972 Lost 20-0 (3-2)
1978 Lost 22-6 (0-1)
1979 Lost 7-0 (1-0)
1980 Won 20-10 (1-0)
1980 Lost 35-7 (10-1)
1981 Lost 14-7 (0-1)
1982 Lost 14-0 (0-1)
1983 Lost 24-0 (1-0)
1986 Lost 33-14 (2-7)
1987 Lost 33-14 (3-6)
1988 Lost 21-7 (4-2)
1989 Won 42-6 (3-3)
1990 Won 27-8 (0-6)
1991 Lost 21-14 (0-6)
1992 Lost 24-21 (2-2)
1993 Lost 10-7 (1-1)

Gurley/Madison County

1914 Won 19-0
1915 Won 1-0
1919 Won 36-3
1924 Tied 0-0
1925 Won 6-0
1931 Won 21-0
1933 Won 12-0
1934 Won 7-6
1935 Won 52-0
1936 Won 25-0
1937 Won 25-0
1938 Tied 6-6 (1-0)
1939 Won 6-0
1940 Lost 13-6
1941 Tied 13-13
1943 Lost 6-0
1944 Won 24-0
1946 Won 20-6
1948 Lost 26-19
1949 Won 25-19

1950 Won 27-0
1951 Won 8-0
1952 Won 12-0
1953 Won 19-0 (0-3)
2008 Lost 21-20 (6-0)
2009 Lost 7-2 (2-4)
2010 Won 9-3 (1-5)
2011 Lost 34-21 (1-5)
2012 Lost 56-14 (8-1)
2013 Lost 35-21 (7-2)
2014 Lost 13-6 (6-3)
2015 Won 45-21 (6-3)
2016 Won 52-25 (6-3)
2017 Won 21-9 (4-5)
2018 Won 31-15 (2-4)
2019 Lost 20-7 (4-2)

Guntersville

1914 Lost 19-0
1915 Lost 18-0
1916 Lost 6-0 (3-0)
1919 Won 48-0
1920 Lost 21-0 (1-1-1)
1921 Lost 21-0
1923 Lost 7-6 (4-2)
1925 Won 18-7 (2-4)
1930 Lost 21-7 (1-0)
1931 Lost 40-0 (1-0)
1932 Won 14-7 (4-0)
1933 Lost 13-0 (3-0)
1934 Won 12-6 (1-3)
1935 Won 26-0 (1-1-1)
1936 Won 7-0 (2-1)
1937 Lost 20-0 (2-0)
1938 Lost 13-0 (2-0-1)
1939 Won 20-0 (1-2)
1940 Lost 12-7 (0-0)
1941 Lost 24-0 (3-0)
1942 Lost 13-0 (5-0)
1943 Won 12-0 (0-2)
1944 Lost 13-6 (1-1)
1946 Won 13-0 (2-1-1)
1947 Won 13-7 (2-2)
1948 Lost 20-13 (3-0)
1949 Tied 12-12 (3-1)
1950 Lost 33-6 (4-0)
1951 Lost 19-0 (4-0)
1952 Lost 20-6 (1-1)
1953 Lost 20-0 (2-1)
1954 Lost 20-6 (3-0)
1955 Lost 39-6 (3-0)
1956 Won 25-8 (3-0)

1957 Lost 7-6 (2-1)
1958 Lost 34-6 (2-0)
1959 Lost 14-6 (3-0)
1960 Won 31-14 (3-0)
1961 Won 27-7 (1-2)
1962 Won 46-0 (3-0)
1963 Won 28-20 (2-1-1)
1964 Won 14-13 (5-1-1)
1965 Won 35-13 (5-2)
1966 Lost 7-0 (4-4)
1967 Lost 13-0 (6-1)
1968 Lost 14-13 (5-1)
1969 Won 27-6 (2-4)
1970 Won 20-13 (3-2)
1972 Lost 12-9 (1-7)
1973 Won 27-12 (2-6)
1974 Won 26-7 (6-3)
1975 Won 13-6 (3-1-2)
1976 Won 31-0 (2-4)
1977 Lost 14-13 (3-4)
1978 Won 21-0 (1-4)
1979 Lost 22-13 (1-4)
1980 Won 34-13 (1-4)
1981 Won 10-7 (2-3)
1982 Lost 34-8 (3-1)
1983 Won 24-0 (3-1)
1984 Lost 17-12 (2-5)
1985 Won 14-0 (2-5)
1986 Lost 28-0 (0-0)
1987 Lost 21-7 (0-0)
1988 Lost 27-14 (0-0)
1989 Won 27-7 (0-0)
1990 Lost 7-6 (0-0)
1991 Won 28-7 (0-0)
1992 Lost 27-7 (0-0)
1993 Lost 17-7 (0-0)
1994 Lost 23-13 (0-0)
1995 Won 21-14 (0-0)
1996 Won 21-0 (0-0)
1997 Won 28-0 (0-0)
1998 Won 28-6 (0-0)
1999 Won 34-21 (0-0)
2002 Lost 14-0 (1-3)
2003 Won 41-20 (2-2)
2004 Won 48-28 (1-2)
2005 Lost 26-21 (3-1)
2006 Lost 34-28 (0-0)
2007 Won 20-14 (0-0)
2016 Won 23-7 (2-1)
2018 Lost 21-7 (0-2)
2019 Won 42-14 (2-0)

Scottsboro Wildcat Football **Scores vs. Opponents**

Haleyville

1962 Tied 6-6 (0-0)
 1963 Lost 7-0 (0-0)
 1964 Lost 19-7 (1-1)
 1965 Won 34-7 (1-2)
 1966 Won 32-0 (0-2)
 1967 Won 7-0 (3-0)

Hanceville

1946 Won 33-0
 1966 Won 21-7 (0-5)
 1967 Won 12-0 (0-5)

Hartselle/Morgan County

1916 Won 91-0
 1919 Lost 18-0
 1954 Lost 18-6 (0-0)
 1955 Won 25-0 (0-0)
 1996 Won 28-25 (2-1)
 1997 Won 26-10 (0-3)
 2000 Won 49-28 (0-4)
 2001 Lost 34-12 (4-0)
 2008 Lost 41-7 (10-0)
 2018 Lost 49-0 (9-0)
 2019 Won 10-7 (4-5)

Hazel Green

1998 Lost 39-28 (1-1)
 1999 Won 35-27 (0-2)
 2002 Won 29-26 (0-2)
 2003 Won 42-7 (0-2)

Holt

1949 Lost 12-7 (0-0)
 1950 Tied 20-20

Homewood

1994 Lost 39-14 (8-3)

Hueytown

1955 Lost 7-7 (6-1-1)

Huntsville

1913 Lost 16-3
 1914 Won 34-0
 1916 Lost 18-7
 1920 Won 66-0 (0-0)
 1925 Lost 2-0 (0-1)
 1927 Tied 0-0 (2-2)
 1934 Lost 26-20 (6-2)
 1936 Lost 19-0 (5-2-1)
 1937 Lost 12-7 (6-1)

1943 Lost 21-0 (5-0)
 1944 Lost 44-7 (5-2)
 1946 Lost 32-0 (1-0)
 1949 Lost 42-13 (3-0)
 1950 Lost 27-6 (1-1-1)
 1961 Won 28-20 (2-6)
 1965 Won 13-6 (2-0)
 1966 Lost 27-0 (2-0)
 1977 Lost 35-7 (2-2)

1978 Lost 21-12 (2-1)
 1979 Lost 21-7 (0-0)
 1980 Won 7-0 (0-0)
 1981 Lost 14-7 (0-0)
 1987 Lost 38-3 (9-1)

2002 Won 21-14 (2-1)
 2003 Lost 21-7 (3-0)
 2004 Won 37-31 (2-0)
 2005 Lost 35-17 (2-0)
 2010 Lost 37-6 (0-0)
 2011 Lost 48-10 (0-0)

Hewitt Trussville

1990 Lost 43-7 (7-3)
 1991 Lost 28-6 (9-1)

Hixon, Tennessee

1965 Won 20-6
 1966 Won 28-7
 1967 Won 13-0
 1968 Won 20-0
 1969 Won 6-0

Jacksonville

1984 Lost 28-21 (3-1)
 1985 Won 19-13 (1-3)

Jasper, Tennessee

1929 Won 8-0

Joe Bradley

1940 Won 28-7
 1941 Won 30-7

Johnson

1978 Lost 33-10 (5-0)
 1979 Lost 27-6 (2-2)
 1980 Won 28-21 (2-3)
 1981 Won 13-8 (3-2)
 1982 Lost 36-18 (6-0)
 1983 Lost 26-6 (6-0)
 1986 Lost 23-0 (7-0)
 1987 Lost 38-0 (6-1)

1998 Lost 48-36 (1-3)
 1999 Lost 46-30 (1-3)
 2002 Lost 27-6 (0-1)
 2003 Won 44-21 (0-1)
 2004 Won 29-13 (1-6)
 2005 Lost 35-28 (3-5)

J.B. Pennington

1951 Lost 25-6
 1952 Tied 13-13
 1953 Tied 6-6 (1-2)
 1958 Lost 7-0 (3-2-1)
 1959 Won 27-0
 1960 Won 28-0
 1961 Lost 12-9

Lee Huntsville

1971 Lost 33-6 (1-0)
 1972 Lost 28-0 (0-0)
 1976 Won 19-14 (0-0)
 1977 Lost 31-7 (0-0)
 1988 Lost 34-15 (1-4)
 1989 Won 8-6 (0-5)
 1990 Won 17-10 (4-1)
 1991 Lost 42-20 (4-1)
 2002 Lost 57-50 (5-1)
 2003 Won 31-28 (3-4)
 2004 Won 38-20 (1-3)
 2005 Lost 21-7 (5-1)
 2006 Won 49-21 (0-7)
 2007 Won 28-0 (2-5)
 2010 Lost 14-9 (1-3)
 2011 Won 24-21 (3-1)
 2014 Won 24-17 (0-3)
 2015 Lost 43-42 (0-3)

Lincoln of Huntsville

1940 Won 32-0
 1941 Tied 0-0
 1947 Won 19-0
 1948 Won 13-0

Litchfield

1976 Won 35-0 (0-6)
 1977 Won 20-14 (4-2)

Locust Fork

1956 Won 60-0

Scottsboro Wildcat Football

Scores vs. Opponents

Madison Academy

2018 Lost 34-26 (6-1)
2019 Won 21-12 (5-2)
2020 Lost 30-6 (0-0)

Marion County, Tennessee

1915 Won 16-13
1916 Won 20-6
1919 Won 33-0
1925 Tied 0-0
1934 Won 19-0
1935 Won 53-0
1943 Won 13-7

Maryville, Tennessee

1935 Won 7-6 (1-0)

McAdory

1997 Won 35-34 (8-3)

McCallie Chattanooga

1916 Lost 26-6 (0-0)
1919 Lost 23-8
1926 Lost 31-0 (0-0)

Mortimer Jordan

1962 Won 27-12 (2-0)
1963 Won 33-0 (1-2)
2000 Won 48-28 (6-0)
2001 Lost 55-27 (5-1)

Moulton/Lawrence County

1962 Won 34-6
1963 Won 40-6
2016 Won 38-27 (5-5)

Mountain Brook

1970 Won 20-6 (4-3)
1971 Lost 45-7 (6-1)

New Hope

1941 Won 42-0

North Jackson

1988 Lost 17-14 (2-0)
1989 Won 41-0 (2-0)
1990 Lost 28-6 (2-0)
1991 Lost 25-0 (1-1)
1992 Lost 14-3 (0-1)
1993 Lost 46-0 (1-0)
1994 Lost 32-6 (4-1)
1995 Won 23-20 (3-2)

1996 Won 1-0 (L 26-23)

1997 Won 22-19 (3-2)

1998 Lost 35-13 (5-3)

1999 Won 17-7 (3-5)

2000 Lost 32-6 (0-0)

2001 Lost 20-0 (0-0)

2002 Lost 19-6 (0-0)

2003 Won 24-6 (0-0)

2004 Lost 30-27 (7-2)

2005 Lost 46-21 (9-0)

2006 Lost 19-7 (3-1)

2007 Lost 24-3 (4-0)

2008 Lost 25-7 (0-0)

2009 Lost 47-24 (0-0)

2010 Lost 48-7 (9-0)

2011 Lost 37-12 (9-0)

2012 Lost 27-25 (2-2)

2013 Won 55-0 (0-4)

2014 Lost 42-39 (2-2)

2015 Won 30-28 (2-2)

2016 Won 24-6 (3-1)

2017 Won 56-27 (2-3)

2018 Lost 56-3 (4-0)

2019 Won 33-0 (1-3)

2020 Won 22-6 (3-1)

Notre Dame of Chattanooga

1933 Won 14-7

1934 Tied 7-7

1965 Won 33-7

Oneonta

1933 Won 19-0 (3-3-1)

1947 Lost 35-0 (7-0-1)

1948 Lost 20-0 (5-3)

1949 Won 33-27 (2-3)

1950 Tied 13-13 (4-1)

1951 Lost 26-7 (3-1)

1952 Won 20-0 (1-4)

1953 Lost 20-6 (1-3)

1954 Tied 7-7 (0-3-1)

1955 Won 45-7 (1-4)

1956 Won 39-7 (0-3)

1959 Won 13-12 (5-1-2)

1960 Won 27-25 (6-1)

1961 Won 19-7 (5-2-2)

1962 Won 12-6 (8-1)

1963 Won 35-0 (5-3)

1964 Won 19-0 (5-2-1)

2020 Lost 35-21 (4-3)

Oxford

1959 Lost 26-0 (3-2)

1960 Won 20-6 (4-2)

2020 Lost 42-14 (1-1)

Parker

1989 Lost 31-0 (7-3)

2013 Lost 24-0 (7-3)

Pell City

1963 Won 27-0 (2-3-1)

1964 Won 21-6 (0-6)

1998 Won 28-21 (2-7)

1999 Lost 27-7 (2-7)

2020 Lost 1-0 (F/CV19)

Pine Bluff, Arkansas

1935 Lost 35-7

Pinson Valley

1997 Won 27-6 (5-4)

Pisgah

1984 Won 21-12 (0-0)

1985 Lost 12-11 (0-0)

1992 Won 28-14 (2-3)

1993 Won 28-0 (1-4)

Plainview

1992 Won 27-8 (7-1)

1993 Won 9-6 (7-1)

1994 Lost 15-14 (1-0)

1995 Won 26-6 (1-0)

Rison of Huntsville

1930 Won 25-6

1940 Lost 6-0

1942 Lost 7-6

Robert E. Lee Montgomery

1970 Lost 35-8 (11-0)

Rossville Georgia

1956 Won 40-0 (2-6-1)

1957 Won 18-7 (2-4-2)

Russellville

2003 Lost 48-13 (10-1)

2019 Won 17-14 (8-2)

Sewanee Tennessee

1919 Tie 13-13

Scottsboro Wildcat Football **Scores vs. Opponents**

Sheffield

1968 Won 24-0 (2-6-1)

South Pittsburg, Tennessee

1915 Lost 18-6

1922 Won 35-0

1923 Lost 7-0

1927 Lost 6-0

1929 Won 21-0

1930 Won 21-0

1931 Won

1932 Won 14-0

Southside Gadsden

1984 Lost 14-6 (2-1)

1985 Won 14-7 (3-0)

1990 Won 14-8 (5-4)

1991 Won 32-8 (6-3)

1992 Won 21-7 (2-2)

1993 Lost 15-0 (4-0)

1996 Won 34-14 (3-1)

1997 Won 38-15 (3-1)

1998 Lost 27-22 (2-1)

1999 Won 33-27 (OT) (1-2)

2000 Won 48-7 (3-6)

2001 Won 28-27 (1-8)

2006 Won 49-21 (0-5)

2007 Won 56-21 (0-5)

2008 Won 32-14 (1-1)

2009 Lost 34-14 (1-1)

2010 Lost 16-7 (1-1)

2011 Lost 24-21 (0-2)

2012 Lost 27-7 (2-0)

2013 Lost 28-6 (2-0)

2014 Lost 42-16 (6-2)

2015 Won 41-39 (5-3)

2020 Lost 38-14 (5-3)

Sparkman

1965 Won 58-13 (2-7)

1966 Won 27-14 (5-3)

1976 Won 49-7 (2-6)

1977 Won 12-0 (5-4)

1978 Won 48-0 (6-3)

1979 Won 40-13 (1-2)

1994 Won 31-6 (1-1)

1995 Won 42-14 (2-0)

1998 Won 21-19 (1-0)

1999 Won 28-21 (1-0)

2014 Won 34-24 (0-0)

2015 Lost 32-30 (0-0)

Springville

2020 Lost 42-28 (1-2)

Sylacauga

1977 Won 14-7 (3-1-1)

Stevenson

1922 Won 13-12

1922 Won 25-6

1923 Won 13-0

1924 Lost 8-0

1925 Tied 0-0

1926 Lost 3-0

1927 Lost 19-0

1928 Lost 7-6

1929 Lost 25-6

1930 Tied 6-6

1931 Won 7-0

1932 Won 7-6

1933 Won 54-0

1934 Won 6-0

1936 Won 18-0

1937 Tied 0-0

1938 Won 20-0

1943 Won 26-7

1944 Lost 21-6

1946 Won 27-6

1947 Won 18-6

1953 Won 6-3

1954 Lost 27-12

1955 Won 19-7

1956 Won 52-7

1957 Won 45-0

1958 Won 31-0

1959 Won 25-0

1960 Won 32-0

1961 Won 33-0

1965 Won 19-0

St. Bernard of Cullman

1934 Lost 13-7

Sylvania

1954 Won 32-12 (3-4-1)

1955 Won 34-0 (9-0)

1956 Won 60-2 (2-4-1)

Talladega

1973 Lost 29-7 (5-4)

1974 Lost 28-20 (7-2)

Tuscumbia

1935 Lost 15-13

1948 Lost 40-0

Valley Head

1926 Tied 0-0 (1-0-3)

1930 Won 12-0

1931 Tied 0-0

1932 Won 26-0

1933 Won 33-0

1939 Won 25-0

1942 Won 19-0

1950 Won 40-19

1951 Lost 33-7 (4-0)

1952 Won 27-25 (5-1)

1953 Lost 12-0 (3-2)

1954 Won 31-7 (3-3-1)

1955 Won 32-0

Walker

2015 Lost 35-9 (8-2)

Walter Wellborn

1976 Lost 35-7 (8-2)

Wenonah

2016 Lost 49-28 (9-2)

West End Birmingham

2004 Won 48-19 (8-2)

West Huntsville

1946 Lost 13-7

1947 Won 7-0

1948 Won 18-0

1949 Won 6-0

1950 Won 27-0

Wills Taylor/Huntsville College

1919 Lost 6-0

1920 Lost 19-7

1922 Lost 40-0

1923 Lost 20-0

Winchester Tennessee

1923 Won 25-0

1937 Won 34-6

1967 Won 14-13

1968 Lost 20-7

Scottsboro Wildcat Football
Scores vs. Opponents

Numbers in parentheses ()
indicates opponents record at
date of game.



Scottsboro Wildcat Football
Scottsboro in Top 10 Rankings

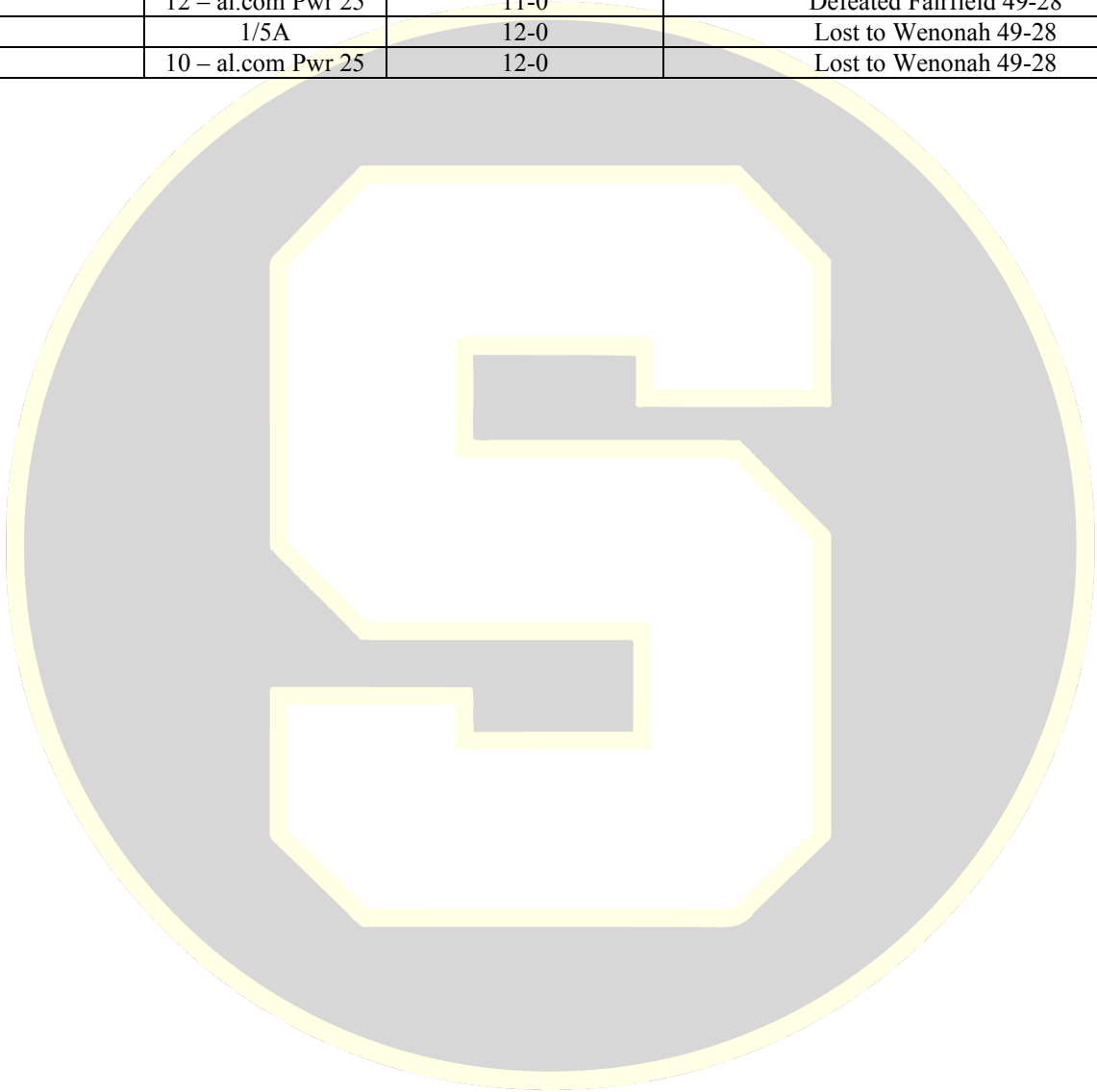
Year	Rank/Class	Record	Next Game Result or Notes
1957	1/2A	4-0	Lost to Guntersville 7-6
	15/2A	7-3	Final Season Poll
1960	8/2A	Week 5	
	4/2A	Week 6	
	2/2A	Week 7	
	3/2A	Week 8	
	2/2A	Week 9	
	2/2A	Week 10	
	2/2A	Final Poll	Alabama Sports Writers Association
	3/2A	Final Poll	Birmingham Post-Herald
	8/2A	First Poll of Season	ASWA
	9/2A	5-0-0	ASWA
1961	5/2A	5-1-0	ASWA
	4/2A	6-1-0	ASWA
	4/2A	7-1-0	ASWA
	6/2A	8-1-0	ASWA
	6/2A	9-1-0	ASWA
	6/2A	9-1-0	ASWA Final Poll of Season
	4/2A	Week 3	ASWA
	3/2A	Week 4	ASWA
1962	4/2A	Week 6	ASWA
	6/2A	Week 7	ASWA
	7/2A	Week 8	ASWA
	8/2A	Week 9	ASWA
	7/2A	Week 10	ASWA
	7/2A	5-1-3	ASWA
	7/2A	6-1-3	Birmingham Post-Herald
	3/3A	9-1-0	Final Poll – Montgomery Advertiser
1963	5/3A	9-1-0	Final Poll – Birmingham Post-Herald
	5/3A	First Poll of Season	AP (Associated Press)
1964	3/3A	Week 2	AP
	3/3A	Week 3	AP
	4/3A	Week 5	AP
	6/3A	Week 6	AP
	8/3A	Week 7	AP
	9/3A	Week 8	AP
	7/3A	Week 9	AP
	7/3A	Week 9	AP
1965	10/3A	1-0-0	AP
	7/3A	2-0-0	AP
	7/3A	3-0-0	AP
	5/3A	4-0-0	AP
	4/3A	5-0-0	AP
	2/3A	6-0-0	AP
	3/3A	7-0-0	AP
	1/3A	7-0-0	AP
	1/3A	8-0-0	AP
	1/3A	9-0-0	AP
	1/3A	10-0-0	End of Season
	1/3A	10-0-0	End of Season
1967	1/4A	Week 3	AHSAA

Scottsboro Wildcat Football
Scottsboro in Top 10 Rankings

Year	Rank/Class	Record	Next Game Result or Notes
1969	10/4A	4-1-0	AP
	9/4A	5-1-0	AP
1970	5/4A	4-0	Lost to Arab 21-8
	10/4A	5-1	Defeated Grissom 7-6
	9/4A	8-1	Defeated Athens 28-21
1976	7/3A	3-0	Tied Albertville 7-7
1995	10/5A	4-0	Defeated Emma Sansom 21-10
	10/5A	5-0	Defeated Boaz 41-21
	7/5A	6-0	Defeated North Jackson 23-20
	7/5A	7-0	Defeated Albertville 35-16
	6/5A	8-0	Defeated Fort Payne 28-21
	6/5A	9-0	Defeated Arab 21-7
	5/5A	10-0	Defeated Coffee 30-29
1996	4/5A	P-S	Defeated Guntersville 21-0
	4/5A	1-0	Defeated Buckhorn 46-27
	4/5A	2-0	Defeated Emma Sansom 21-7
	2/5A	3-0	Defeated Hartselle 28-25
	2/5A	4-0	Defeated Southside 34-14
	2/5A	5-0	OPEN DATE
	2/5A	5-0	Defeated North Jackson 1-0 (F)
	7/5A	6-0	Defeated Albertville 42-21
	6/5A	7-0	Defeated Fort Payne 32-38
	6/5A	8-0	Defeated Arab 42-15
	5/5A	9-0	Defeated Anniston 34-7
1997	4/5A	P-S	Defeated Guntersville 28-0
	4/5A	1-0	Defeated Buckhorn 40-28
	3/5A	2-0	Lost to Emma Sansom 21-20
	9/5A	2-1	Defeated Hartselle 26-10
	7/5A	3-1	Defeated Southside 38-15
	8/5A	4-1	Defeated North Jackson 22-19
	7/5A	5-1	Defeated Albertville 30-15
	7/5A	6-1	Lost to Fort Payne 35-31
1998	6/5A	1-0	Defeated Sparkman 21-19
	6/5A	2-0	Lost to Hazel Green 34-28
2004	10/5A	3-0	Defeated Guntersville 48-28
	5/5A	4-0	Defeated Fort Payne 17-14
	5/5A	5-0	Defeated Lee 38-20
	5/5A	6-0	Defeated Buckhorn 26-10
	3/5A	7-0	Defeated Johnson 29-13
	3/5A	8-0	Defeated Arab 39-21
	3/5A	9-0	Lost to North Jackson 30-27
2007	9/5A	4-0	Lost to North Jackson 24-3
2016	10/5A	2-0	Defeated Douglas 62-6
	7/5A	3-0	Defeated Guntersville 23-7
	7/5A	4-0	Defeated North Jackson 24-6
	5/5A	5-0	Defeated Alexandria 41-28
	5/5A	6-0	Defeated Arab 59-7
	5/5A	7-0	Defeated Boaz 56-14
	24 – al.com Pwr 25	7-0	Defeated Boaz 56-14

Scottsboro Wildcat Football
Scottsboro in Top 10 Rankings

Year	Rank/Class	Record	Next Game Results/Notes
2016 cont'd	1/5A	8-0	Defeated Etowah (2) 56-26
	23 – al.com Pwr 25	8-0	Defeated Etowah (2) 56-26
	1/5A	9-0	Defeated Madison County 52-25
	20 – al.com Pwr 25	9-0	Defeated Madison County 52-25
	1/5A	10-0	Defeated Lawrence County 38-27
	16 – al.com Pwr 25	10-0	Defeated Lawrence County 38-27
	1/5A	11-0	Defeated Fairfield 49-28
	12 – al.com Pwr 25	11-0	Defeated Fairfield 49-28
	1/5A	12-0	Lost to Wenonah 49-28
	10 – al.com Pwr 25	12-0	Lost to Wenonah 49-28



Scottsboro Wildcat Football
Top 5 Matchups


1961 – (5) Scottsboro vs. (2) Fort Payne – Scottsboro won 27-14

1964 – (3) Scottsboro vs. (2) Haleyville – Haleyville won 19-7
(4) Scottsboro vs. (2) Fort Payne – Fort Payne won 7-6

1996 – (2) Scottsboro vs. (4) North Jackson – North Jackson won 26-23 (result overturned by AHSAA)

1997 – (3) Scottsboro vs. (4) Emma Sansom – Emma Sansom won 21-20 in overtime

2016 – (1) Scottsboro vs. (2) Etowah – Scottsboro won 56-26



Scottsboro Wildcat Football
Wildcats vs. Ranked Opponents

<u>Year</u>	<u>Opponent</u>	<u>Result</u>	<u>Class</u>	<u>Rank</u>
1961	Emma Sansom	Won 39-14	2A	7
	Fort Payne	Won 27-14	2A	2
1962	Fort Payne	Tied 0-0	3A	5
1964	Fort Payne	Lost 7-6	3A	2
	Haleyville	Lost 19-7	3A	2
1965	Fort Payne	Won 7-0	3A	6
	Guntersville	Won 35-13	3A	8
	Huntsville	Won 13-6	4A	6
1967	Guntersville	Lost 13-0	4A	9
	Haleyville	Won 7-0	3A	7
1970	Decatur	Won 30-16	4A	10
	Decatur	Won 24-0 (Playoffs)	4A	10
	Lee Montgomery	Lost 35-8	4A	1
	Grissom	Lost 35-0 (Playoffs)	4A	6
1982	Johnson	Lost 36-18	4A	4
1984	Pisgah	Won 21-12	3A	2
1985	Cullman	Lost 33-3	5A	3
	Decatur	Lost 10-7	6A	7
	Fort Payne	Lost 13-6	5A	10
	Athens	Lost 34-7	5A	6
1986	Johnson	Lost 23-0	6A	2
	Athens	Lost 34-0	5A	2
	Johnson	Lost 38-0	6A	9
	Huntsville	Lost 38-3 (Playoffs)	6A	8
1988	Decatur	Lost 21-16 (Playoffs)	6A	9
1989	Fort Payne	Lost 35-28 (2-OT)	5A	3
	Decatur	Won 34-31 (3-OT)	6A	9
1990	Decatur	Lost 31-14	6A	10
	North Jackson	Lost 28-6	4A	1
1991	Fort Payne	Won 21-17	5A	8
	Lee Huntsville	Lost 42-20	6A	9
	Hewitt Trussville	Lost 28-6 (Playoffs)	6A	5
	Plainview	Won 27-8	3A	5
1993	North Jackson	Lost 46-0	4A	10
	Plainview	Won 9-6	3A	7
	Arab	Lost 28-27	6A	9
	North Jackson	Lost 32-6	5A	5
1994	Albertville	Won 29-23	5A	8
	Guntersville	Won 21-14	4A	6
1995	Plainview	Won 26-6	3A	4
	Guntersville	Won 21-0	4A	6
1996	North Jackson	*Lost 26-23	5A	4
	Emma Sansom	Lost 21-20 (2-OT)	4A	4
2000	Mortimer Jordan	Won 48-28	5A	10
	Cullman	Won 29-20	5A	4
	Etowah	Lost 56-30	5A	7
	Anniston	Lost 32-31 (Playoffs)	5A	10
	North Jackson	Lost 20-0	4A	5
2001	Hartselle	Lost 34-12	5A	7

Scottsboro Wildcat Football
Wildcats vs. Ranked Opponents

<u>Year</u>	<u>Opponent</u>	<u>Results</u>	<u>Class</u>	<u>Rank</u>
2002	North Jackson	Lost 19-6	4A	2
2003	North Jackson	Won 24-6	4A	1
	Russellville	Lost 58-13	5A	2
2004	Fort Payne	Won 17-14	5A	8
2005	North Jackson	Lost 46-21	4A	3
2006	North Jackson	Lost 19-7	4A	4
	Fort Payne	Lost 40-29	5A	5
2007	Guntersville	Won 20-14	4A	1
	North Jackson	Lost 24-3	4A	1
	Fort Payne	Lost 49-6	5A	3
	Cullman	Lost 35-14	5A	7
2008	North Jackson	Lost 25-7	4A	3
	Madison County	Lost 21-20	5A	10
	Cherokee County	Lost 40-18	4A	5
	Hartselle	Lost 41-7	5A	1
2009	North Jackson	Lost 47-24	4A	6
	Cherokee County	Lost 34-0	4A	1
2010	Fort Payne	Lost 49-0	5A	6
	North Jackson	Lost 48-7	4A	2
2011	Fort Payne	Lost 38-10	5A	6
	North Jackson	Lost 37-12	4A	3
2012	Fort Payne	Lost 45-7	5A	3
	Madison County	Lost 56-14	4A	5
2014	Clay-Chalkville	Lost 85-50	6A	1
2016	Guntersville	Won 23-7	5A	9
	North Jackson	Won 24-6	4A	10
	Etowah	Won 56-26	5A	2
2017	Alexandria	Lost 32-7	5A	6
	Etowah	Lost 47-27	5A	5
2018	North Jackson	Lost 56-3	4A	4
	Hartselle	Lost 49-0	6A	5
2020	Madison Academy	Lost 30-6	4A	8
	Oxford	Lost 42-14	6A	2
	Fyffe	# Lost 1-0	3A	1

*Overturned by AHSAA Ruling. Scottsboro 1-0 forfeit victory.

Overall: 26-51-1*

vs. 6A Teams: 1-12-0

vs. 5A Teams: 8-20-0*

vs. 4A Teams: 8-20-0

vs. 3A Teams: 7-3-1

vs. 2A Teams: 2-0-0

vs. #1: 2-7-0

vs. #2: 3-8-0

vs. #3: 0-7-0

vs. #4: 3-4-0*

vs. #5: 1-8-1

vs. #6: 4-6-0

vs. #7: 3-4-0

Scottsboro Wildcat Football
Wildcats vs. Ranked Opponents

vs. #8: 4-2-0
vs. #9: 2-5-0
vs. #10: 4-5-0

vs. Class 6A Teams (1-11-0)

1985 – Lost to Decatur (7) 10-7
1987 – Lost to Johnson (9) 38-0
1987 – Lost to Huntsville (8) 38-3 (State Playoffs)
1988 – Lost to Decatur (9) 21-16 (State Playoffs)
1989 – Defeated Decatur (9) 34-31 (3-OT) (State Playoffs)
1990 – Lost to Decatur (10) 31-14
1991 – Lost to Lee Huntsville (9) 42-20
1991 – Lost to Hewitt-Trussville (5) 28-6 (State Playoffs)
1993 – Lost to Arab (9) 28-27
2014 – Lost to Clay-Chalkville (1) 85-50 (State Playoffs)
2018 – Lost to Hartselle (1) 49-0
2020 – lost to Oxford (2) 42-14

vs. Class 5A Teams (8-18-0)*

1985 – Lost to Cullman (3) 33-3
1985 – Lost to Fort Payne (10) 13-6
1986 – Lost to Athens (6) 34-7
1986 – Lost to Johnson (2) 23-0
1987 – Lost to Athens (2) 34-0
1989 – Lost to Fort Payne (3) 35-28 (2-OT)
1991 – Defeated Fort Payne (8) 21-17
1994 – Lost to North Jackson (5) 32-6
1994 – Defeated Albertville (8) 29-23
1996 – Lost to North Jackson (4) 26-23 (AHSAA reversed outcome due to NJ ineligible player)*
2000 – Defeated Mortimer Jordan (10) 48-28
2000 – Defeated Cullman (4) 29-20
2000 – Lost to Etowah (7) 56-30
2000 – Lost to Anniston (10) 32-31 (State Playoffs)
2001 – Lost to Hartselle (7) 34-12
2003 – Lost to Russellville (2) 58-13 (State Playoffs)
2004 – Defeated Fort Payne (8) 17-14
2006 – Lost to Fort Payne (5) 40-29
2007 – Lost to Fort Payne (3) 49-6
2007 – Lost to Cullman (7) 35-14
2008 – Lost to Madison County (10) 21-20
2008 – Lost to Hartselle (1) 41-7 (State Playoffs)
2010 – Lost to Fort Payne (6) 49-0
2011 – Lost to Fort Payne (6) 38-10
2012 – Lost to Fort Payne (3) 45-7
2016 – Defeated Guntersville (9) 23-7
2016 – Defeated Etowah (2) 56-26
2017 – Lost to Alexandria (6) 32-7
2017 – Lost to Etowah (5) 47-27

Scottsboro Wildcat Football
Wildcats vs. Ranked Opponents

vs. Class 4A Teams (8-20-0)

1965 – Defeated Huntsville (6) 13-6
1967 – Lost to Guntersville (9) 13-0
1970 – Defeated Decatur (10) 30-16
1970 – Defeated Decatur (10) 24-0 (State Playoffs)
1970 – Lost to Lee Montgomery (1) 35-8 (State Playoffs)
1980 – Lost to Grissom (6) 35-0 (State Playoffs)
1982 – Lost to Johnson (4) 36-18
1990 – Lost to North Jackson (1) 28-6
1993 – Lost to North Jackson (10) 46-0
1995 – Defeated Guntersville (6) 21-14
1996 – Defeated Guntersville (6) 21-0
1997 – Lost to Emma Sansom (4) 21-20 (2-OT)
2001 – Lost to North Jackson (5) 20-0
2002 – Lost to North Jackson (2) 19-6
2003 – Defeated North Jackson (1) 24-6
2005 – Lost to North Jackson (3) 46-21
2006 – Lost to North Jackson (4) 19-7
2007 – Defeated Guntersville (1) 20-14
2007 – Lost to North Jackson (1) 24-3
2008 – Lost to North Jackson (3) 25-7
2008 – Lost to Cherokee County (5) 40-18
2009 – Lost to North Jackson (6) 47-24
2009 – Lost to Cherokee County (1) 34-0
2010 – Lost to North Jackson (2) 48-7
2011 – Lost to North Jackson (3) 37-12
2012 – Lost to Madison County (5) 56-14
2016 – Defeated North Jackson (10) 24-6
2018 – Lost to North Jackson (4) 56-3
2020 – lost to Madison Academy (8) 30-6

vs. Class 3A Teams (7-3-1)

1962 – Tied Fort Payne (5) 0-0
1964 – Lost to Fort Payne (2) 7-6
1964 – Lost to Haleyville (2) 19-7
1965 – Defeated Fort Payne (6) 7-0
1965 – Defeated Guntersville (8) 35-13
1967 – Defeated Haleyville (7) 7-0
1984 – Defeated Pisgah (2) 21-12
1992 – Defeated Plainview (5) 27-8
1993 – Defeated Plainview (7) 9-6
1995 – Defeated Plainview (4) 26-6
2020 – lost to Fyffe (1) 1-0 (Covid-19 Forfeit)

vs. Class 2A Teams (2-0-0)

1961 – Defeated Emma Sansom (7) 39-14
1961 – Defeated Fort Payne (2) 27-14

Scottsboro Wildcat Football
Wildcats vs. Ranked Opponents

vs. #1 Teams (2-7-0)

1970 – Lost to Lee Montgomery (4A) 35-8 (State Playoffs)
1990 – Lost to North Jackson (4A) 28-6
2003 – Defeated North Jackson (4A) 24-6
2007 – Defeated Guntersville (4A) 20-14
2007 – Lost to North Jackson (4A) 24-3
2008 – Lost to Hartselle (5A) 41-7 (State Playoffs)
2009 – Lost to Cherokee County (4A) 34-0
2014 – Lost to Clay-Chalkville (6A) 85-50 (State Playoffs)
2020 – lost to Fyffe (3A) 1-0 (Covid-19 Forfeit)

vs. #2 Teams (3-8-0)

1961 – Defeated Fort Payne (2A) 27-14
1964 – Lost to Fort Payne (3A) 7-6
1964 – Lost to Haleyville (3A) 19-7
1984 – Defeated Pisgah (3A) 21-12
1986 – Lost to Johnson (6A) 23-0
1987 – Lost to Athens (5A) 34-0
2002 – Lost to North Jackson (4A) 19-6
2003 – Lost to Russellville (5A) 58-13
2010 – Lost to North Jackson (4A) 48-7
2016 – Defeated Etowah (5A) 56-26
2020 – lost to Oxford (6A) 42-14

vs. #3 Teams (0-7-0)

1985 – Lost to Cullman (5A) 33-3
1989 – Lost to Fort Payne (5A) 35-28 (2-OT)
2005 – Lost to North Jackson (4A) 46-21
2007 – Lost to Fort Payne (5A) 49-6
2008 – Lost to North Jackson (4A) 25-7
2011 – Lost to North Jackson (4A) 37-12
2012 – Lost to Fort Payne (5A) 45-7

vs. #4 Teams (3-4-0)*

1982 – Lost to Johnson (4A) 36-18
1995 – Defeated Plainview (3A) 26-6
1996 – Lost to North Jackson (5A) 26-23 (AHSAA later forfeited game to Scottsboro for ineligible player)
1997 – Lost to Emma Sansom (4A) 21-20 (2-OT)
2000 – Defeated Cullman (5A) 29-20
2006 – Lost to North Jackson (4A) 19-7
2018 – Lost to North Jackson (4A) 56-3

vs. #5 Teams (1-7-1)

1962 – Tied Fort Payne (3A) 0-0
1991 – Lost to Hewitt-Trussville (6A) 28-6 (State Playoffs)
1992 – Defeated Plainview (3A) 27-8
1994 – Lost to North Jackson (5A) 32-6
2001 – Lost to North Jackson (4A) 20-0
2006 – Lost to Fort Payne (5A) 40-29
2008 – Lost to Cherokee County (4A) 40-18
2012 – Lost to Madison County (4A) 56-14
2017 – Lost to Etowah (5A) 47-27

Scottsboro Wildcat Football
Wildcats vs. Ranked Opponents

2018 – Lost to Hartselle (6) 49-0

vs. #6 Teams (4-5-0)

1965 – Defeated Fort Payne (3A) 7-0
1965 – Defeated Huntsville (4A) 13-6
1980 – Lost to Grissom (4A) 35-0 (State Playoffs)
1986 – Lost to Athens (5A) 34-7
1995 – Defeated Guntersville (4A) 21-14
1996 – Defeated Guntersville (4A) 21-0
2009 – Lost to North Jackson (4A) 47-24
2010 – Lost to Fort Payne (5A) 49-0
2011 – Lost to Fort Payne (5A) 38-10
2017 – Lost to Alexandria 32-7 (5A)

vs. #7 Teams (3-4-0)

1961 – Defeated Emma Sansom (2A) 39-14
1967 – Defeated Haleyville (3A) 7-0
1985 – Lost to Decatur (6A) 10-7
1993 – Defeated Plainview (3A) 9-6
2000 – Lost to Etowah (5A) 56-30
2001 – Lost to Hartselle (5A) 34-12
2007 – Lost to Cullman (5A) 35-14

vs. #8 Teams (4-2-0)

1965 – Defeated Guntersville (3A) 35-13
1987 – Lost to Huntsville (6A) 38-3 (State Playoffs)
1991 – Defeated Fort Payne (5A) 21-17
1994 – Defeated Albertville (5A) 29-23
2004 – Defeated Fort Payne (5A) 17-14
2020 – lost to Madison Academy (4A) 30-6

vs. #9 Teams (1-5-0)

1967 – Lost to Guntersville (4A) 13-0
1987 – Lost to Johnson (6A) 38-0
1988 – Lost to Decatur (6A) 21-16 (State Playoffs)
1989 – Defeated Decatur (6A) 34-31 (3-OT)
1991 – Lost to Lee Huntsville (6A) 42-20
1993 – Lost to Arab (6A) 28-27
2016 – Defeated Guntersville (5A) 23-7

vs. #10 Teams (4-5-0)

1970 – Defeated Decatur (4A) 30-16
1970 – Defeated Decatur (4A) 24-0 (State Playoffs)
1985 – Lost to Fort Payne (5A) 13-6
1990 – Lost to Decatur (6A) 31-14
1993 – Lost to North Jackson (4A) 46-0
2000 – Defeated Mortimer Jordan (5A) 48-28
2000 – Lost to Anniston (5A) 32-31 (State Playoffs)
2008 – Lost to Madison County (5A) 21-20
2016 – Defeated North Jackson (4A) 24-6

Scottsboro Wildcat Football
Scottsboro vs. North Jackson

<u>Year</u>	<u>Sct W-L</u>	<u>NJ W-L</u>	<u>Sct Rank</u>	<u>NJ Rank</u>	<u>Result</u>
@ 1988	0-2-0	2-0-0	NR	NR	N Jackson 17-14
# 1989	1-1-0	2-0-0	NR	NR	Scottsboro 41-0
\$ 1990	0-2-0	2-0-0	NR	1 – 4A	N Jackson 28-6
# 1991	1-1-0	1-1-0	NR	NR	N Jackson 25-0
\$ 1992	0-1-0	0-1-0	NR	NR	N Jackson 14-3
# 1993	0-1-0	1-0-0	NR	10 – 4A	N Jackson 46-0
\$ 1994	4-2-0	4-1-0	NR	4 – 5A	N Jackson 32-6
# 1995	6-0-0	3-2-0	7 – 5A	NR	Scottsboro 23-20
\$ 1996	5-0-0	*2-3-0	2 – 5A	4 – 5A	*Scottsboro 1-0
# 1997	4-1-0	3-2-0	8 – 5A	NR	Scottsboro 22-19
\$ 1998	2-6-0	5-3-0	NR	NR	N Jackson 35-13
# 1999	6-2-0	3-5-0	NR	NR	Scottsboro 17-7
\$ 2000	0-0-0	0-0-0	NR	NR	N Jackson 32-6
# 2001	0-0-0	0-0-0	NR	5 – 4A	N Jackson 20-0
\$ 2002	0-0-0	0-0-0	NR	2 – 4A	N Jackson 19-6
# 2003	0-0-0	0-0-0	NR	1 – 4A	Scottsboro 24-6
\$ 2004	9-0-0	7-2-0	3 – 5A	NR	N Jackson 30-27
# 2005	0-9-0	9-0-0	NR	3 – 4A	N Jackson 46-21
\$ 2006	1-3-0	3-1-0	NR	4 – 4A	N Jackson 19-7
# 2007	4-0-0	4-0-0	9 – 5A	1 – 4A	N Jackson 24-3
\$ 2008	0-0-0	0-0-0	NR	3 – 4A	N Jackson 25-7
# 2009	0-0-0	0-0-0	NR	6 – 4A	N Jackson 47-24
\$ 2010	1-8-0	9-0-0	NR	2 – 4A	N Jackson 48-7
# 2011	2-7-0	9-0-0	NR	3 – 4A	N Jackson 37-12
\$ 2012	0-4-0	2-2-0	NR	NR	N Jackson 27-25
# 2013	3-1-0	0-4-0	NR	NR	Scottsboro 55-0
\$ 2014	4-1-0	2-2-0	NR	NR	N Jackson 42-39
# 2015	1-4-0	2-2-0	NR	NR	Scottsboro 30-28
\$ 2016	4-0-0	3-1-0	7-5A	NR	Scottsboro 24-6
# 2017	2-2-0	2-3-0	NR	NR	Scottsboro 56-27
\$ 2018	2-2-0	4-0-0	NR	9 – 4A	N Jackson 56-3
# 2019	3-1-0	1-3-0	NR	NR	Scottsboro 33-0
\$ 2020	1-3-0	3-1-0	NR	NR	Scottsboro 22-6

*In 1996, North Jackson entered the game with Scottsboro with a record of 5-0-0, but that record was changed due to forfeits from the AHSAA. North Jackson defeated Scottsboro 23-20, but the result was overturned due to forfeits from the AHSAA.

North Jackson leads the series 21-12-0.

Win Streaks – North Jackson (9); Scottsboro (3).

@ - Stevenson High Stadium

- Trammell Stadium

\$ - R.D. Hicks Stadium

Scottsboro Wildcat Football
All-Time Area/Region Games (1984-2020)

1984 (1-2-0)

At Arab – Lost 17-13
At Guntersville – Lost 17-12
Fort Payne – Won 13-7

1985 (2-1-0)

Arab – Won 27-21
Guntersville – Won 14-0
At Fort Payne – Lost 13-6

1986 (0-3-0)

Butler – Lost 24-7
At Arab – Lost 33-14
At Johnson – Lost 23-0

1987 (2-1-0)

At Butler – Won 14-8
Arab – Won 24-0
Johnson – Lost 38-0

1988 (2-1-0)

Etowah – Lost 53-12
Albertville – Won 7-6
At Arab – Won 9-0

1989 (2-1-0)

At Etowah – Lost 31-22
At Albertville – Won 21-14
Arab – Won 42-7

1990 (2-1-0)

At Brewer – Won 41-15
Albertville – Lost 15-12
At Southside – Won 14-8

1991 (3-0-0)

Brewer – Won 38-6
At Albertville – Won 14-7
Southside Gadsden – Won 32-8

1992 (0-2-0)

Fort Payne – Lost 27-9
Albertville – Lost 20-14

1993 (0-2-0)

At Fort Payne – Lost 26-0
At Albertville – Lost 24-6

1994 (1-2-0)

At North Jackson – Lost 32-6
Albertville – Won 29-23
Fort Payne – Lost 20-14

1995 (3-0-0)

North Jackson – Won 23-20
At Albertville – Won 35-16
At Fort Payne – Won 28-21

1996 (3-0-0)

At North Jackson – Won 1-0 (F)
Albertville – Won 42-21
Fort Payne – Won 32-28

1997 (2-1-0)

North Jackson – Won 22-19
At Albertville – Won 30-15
At Fort Payne – Lost 35-31

1998 (0-5-0)

Hazel Green – Lost 34-28
At Johnson – Lost 48-36
Fort Payne – Lost 35-28
Buckhorn – Lost 36-21
At North Jackson – Lost 35-13

1999 (3-2-0)

At Hazel Green – Won 35-27
Johnson – Lost 46-30
At Fort Payne – Won 35-0
At Buckhorn – Lost 39-16
North Jackson – Won 17-7

2000 (6-1-0)

At Boaz – Won 34-20
Fort Payne – Won 56-22
At Hartselle – Won 49-28
Albertville – Won 27-12
At M. Jordan – Won 48-28
Cullman – Won 29-20
Etowah – Lost 56-30

2001 (0-7-0)

Boaz – Lost 21-7
At Fort Payne – Lost 19-14
Hartselle – Lost 34-12
At Albertville – Lost 21-6
Mortimer Jordan – Lost 55-27
At Cullman – Lost 27-6
At Etowah – Lost 21-13

2002 (4-3-0)

Johnson – Lost 27-6
At Hazel Green – Won 29-26
Huntsville – Won 21-14
Butler – Won 21-0
At Buckhorn – Won 49-14
Lee Huntsville – Lost 57-50
At Arab – Lost 20-8

2003 (5-2-0)

At Johnson – Won 44-21
Hazel Green – Won 42-7
At Huntsville – Lost 21-7
At Butler – Won 48-12
Buckhorn – Won 50-13
At Lee Huntsville – Won 31-28
Arab – Lost 35-19

2004 (7-0-0)

Butler – Won 47-7
At Huntsville – Won 37-31
At Fort Payne – Won 17-14
Lee Huntsville – Won 38-20
At Buckhorn – Won 26-10
At Johnson – Won 29-13
Arab – Won 39-21

Scottsboro Wildcat Football
All-Time Area/Region Games (1984-2020)

2005 (0-7-0)

At Butler – Lost 28-7
Huntsville – Lost 35-14
At Arab – Lost 23-19
Fort Payne – Lost 17-0
At Lee Huntsville – Lost 21-7
Buckhorn – Lost 33-21
Johnson – Lost 35-28

2006 (4-3-0)

At Arab – Won 32-19
Butler – Lost 35-28
At Etowah – Lost 42-7
Southside – Won 49-21
Albertville – Won 44-16
At Lee Huntsville – Won 49-21
Fort Payne – Lost 40-29

2007 (5-2-0)

Arab – Won 28-23
At Butler – Won 36-9
Etowah – Won 20-0
At Southside – Won 56-21
At Albertville – Lost 35-14
Lee Huntsville – Won 35-0
At Fort Payne – Lost 49-6

2008 (4-3-0)

Arab – Won 27-0
At Southside – Won 32-14
Boaz – Lost 21-6
At Etowah – Lost 20-0
Madison County – Lost 21-20
At Albertville – Won 29-28
Fort Payne – Won 24-21

2009 (0-7-0)

At Arab – Lost 9-7
Southside – Lost 34-14
At Boaz – Lost 28-7
Etowah – Lost 9-6
At Madison County – Lost 7-2
Albertville – Lost 21-14
At Fort Payne – Lost 38-14

2010 (1-6-0)

Arab – Lost 21-3
At Southside – Lost 16-7
Boaz – Lost 26-17
At Etowah – Lost 35-7
Madison County – Won 9-3
At Albertville – Lost 35-14
Fort Payne – Lost 49-0

2011 (1-6-0)

At Arab – Won 21-14
Southside – Lost 24-21
At Boaz – Lost 18-15
Etowah – Lost 22-0
At Madison County- Lost 34-21
Albertville – Lost 28-7
At Fort Payne – Lost 38-10

2012 (2-5-0)

Arab – Lost 35-25
At Southside – Lost 27-7
Boaz – Lost 45-10
At Etowah – Lost 40-14
Brewer – Won 57-20
Columbia – Won 55-28
Fort Payne – Lost 45-7

2013 (6-1-0)

At Arab – Won 17-14
Southside – Lost 28-6
At Boaz – Won 42-7
Etowah – Won 24-20
At Brewer – Won 23-21
At Columbia – Won 48-27
At Fort Payne – Won 35-20

2014 (3-3-0)

Brewer – Won 33-14
At Albertville – Won 41-40 (OT)
Lee Huntsville – Won 24-17
At Fort Payne – Lost 20-12
Southside – Lost 42-16
At Arab – Lost 43-32

2015 (3-3-0)

At Brewer – Won 24-22
Albertville – Lost 35-10
At Lee – Lost 43-42 (2-OT)
Fort Payne – Lost 38-21
At Southside – Won 41-39
Arab – Won 38-13

2016 (7-0-0)

Crossville – Won 63-21
Douglas – Won 62-6
At Guntersville – Won 23-7
Alexandria – Won 41-28
At Arab – Won 59-7
At Boaz – Won 56-14
Etowah – Won 56-26

2017 (3-4-0)

At Crossville – Lost 28-21
At Douglas – Won 35-0
Guntersville – Lost 45-0
At Alexandria – Lost 32-7
Arab – Won 27-7
Boaz – Won 30-14
At Etowah – Lost 47-27

2018 (3-4-0)

Ardmore – Won 35-7
At Guntersville – Lost 21-7
East Limestone – Lost 28-13
Madison County – Won 31-15
At Arab – Won 44-27
Madison Academy – Lost 34-26
At Brewer – Lost 29-3

2019 (6-1-0)

At Ardmore – Won 41-27
Guntersville – Won 42-14
At East Limestone – Won 27-7
At Madison County – Lost 20-7
Arab – Won 56-42
At Madison Acad. – Won 21-12
Brewer – Won 35-0

Scottsboro Wildcat Football
All-Time Area/Region Games (1984-2020)

2020 (1-5-0)

At Oxford – Lost 42-14


Arab – Won 7-3

At Springville – Lost 42-28

Fort Payne – Lost 41-34

Southside – Lost 38-14

At Pell City – Lost 1-0 (CV-19/F)



Scottsboro Wildcat Football

Individual Game Records

Most carries

52, DK Billingsley; Madison County; 10/31/2014
 39, Jacob Manning; Madison Acad.; 10/18/2019
 36, Jacob Manning; Arab; 9/11/2020
 35, Tyrell McCamey; Fort Payne; 10/27/2006
 32, Jason Utech; at Fort Payne; 10/1/99
 32, Jacob Manning; Russellville; 11/8/2019
 31, Khaleem Jones; at Boaz; 9/18/2009
 31, Pat McCamey; Decatur; 1988
 31, Pat McCamey; Lee Huntsville; 1989
 31, Trey Lewis; at Fort Payne; 10/25/2013
 31, Cam Bass, Fort Payne, 8/31/2018
 31, Cam Bass; Hartselle; 11/1/2019
 30, DK Billingsley; Lee Huntsville; 9/19/2014
 30, DK Billingsley; Guntersville, 9/16/16
 30, Jacob Manning; Fort Payne, 8/30/2019

Most net yards rushing

333, DK Billingsley; at NJackson; 9/26/2014 (29 carries)
 300, Blake Earl; Arab; 10/29/2004 (21 carries)
 282, DK Billingsley; Guntersville; 8/16/16 (30 carries)
 271, Trent Johnson; Cullman; 11/3/2006 (29 carries)
 267, Trent Johnson; at Arab; 9/8/2006 (23 carries)
 259, DK Billingsley; Madison Co.; 10/31/2014 (52 carries)
 259, Trent Johnson; at Southside; 10/05/2007 (10 carries)
 258, Crandall Strong; Sparkman; 9/4/98 (28 carries)
 253, Cam Bass; Arab; 10/11/2019 (28 carries)
 250, Blake Earl; at Johnson; 9/5/2003 (29 carries)
 244, Don Webb Jr.; Buckhorn; 9/8/2000 (12 carries)

Most rushing TDs scored

5, Blake Earl; Arab; 10/29/2004
 5, Blake Earl; Lee; 10/8/2004
 5, DK Billingsley; at North Jackson; 9/26/2014
 5, Howard Parsons; Stevenson; 1933
 5, Wayne Treece; Emma Sansom; 1961
 5, Jacob Manning; Arab; 10/11/2019
 4, Blake Earl; Buckhorn; 10/10/2003
 4, Blake Earl; at Johnson; 9/5/2003
 4, Collin Warren; at Boaz; 9/20/2013
 4, Keith Trimew; Arab; 1996
 4, Teddy Michaels; Albertville; 1968
 4, Trent Johnson; at Southside; 10/05/2007
 4, Trent Johnson; at Lee; 10/20/2006
 4, Trent Johnson; at Arab; 9/8/2006
 4, Tyrell McCamey; Southside; 10/6/2006
 4, DK Billingsley; Arab; 10/7/2016
 4, DK Billingsley; Etowah; 10/21/2016
 4, DK Billingsley; Fairfield; 11/11/2016
 4, Jacob Manning; Guntersville; 9/13/2019

4, Jacob Manning; Brewer; 10/24/2019

Longest rush from scrimmage

98, Tyrell McCamey; Albertville; 10/13/2006
 97, Corey Wellington; Emma Sansom; 1995
 96, Blake Earl; Arab; 10/24/2003
 92, Blake Earl; Hartselle; Sep 28, 2001
 91, Pat McCamey; Arab; 1989
 90, Don Webb Jr.; Buckhorn; 9/8/2000
 90, Drew McNutt; at North Jackson; 9/1/2000
 90, Phil McCullough; Sparkman; 1978
 89, Keith Trimew; Pinson Valley; 1997
 89, Vince Hall; Arab; 1979

Most consecutive 100-yard rushing games

10, Blake Earl; 2002-2003
 9, Jason Utech; 1999

Most passes attempted

36, Hatton Metz; at Crossville; 9/8/2017
 35, Bo Nix; at Arab; 10/24/2014
 30, Justin Whitehead; Brewer; 9/5/2014
 29, Anthony McCamey; Lee Huntsville; 1988
 29, Bo Nix; at Walker; 11/5/2015
 28, Eric Underwood; Albertville; 1984
 27, Bo Nix; at Fort Payne; 10/10/2014
 27, Vince Hall; Bradshaw; 1980
 26, Bo Nix; Fort Payne; 8/26/2016
 25, Eric Underwood; Southside Gadsden; 1985
 25, Trey Lewis; Arab; 9/7/2012
 24, Bo Nix; at Southside; 10/16/2015
 24, Tanner Woodall; at Brewer; 9/4/2015
 24, Gannon Reyes, East Limestone, 9/21/2018

Most passes completed

21, Hatton Metz; at Crossville; 9/8/2017
 18, Eric Underwood; Albertville; 1984
 17, Anthony McCamey; Grissom; 1987
 17, Anthony McCamey; Lee Huntsville; 1988
 17, Bo Nix; at Arab; 10/24/2014
 15, Bo Nix; Fort Payne; 8/26/2016
 15, Bo Nix; Etowah; 10/21/2016
 15, Gannon Reyes, East Limestone, 9/21/2018
 14, Bo Nix; at Southside; 10/16/2015
 14, Bo Nix; at Madison County; 10/30/2015
 14, Bo Nix; Sparkman; 8/28/2015
 14, Tanner Woodall; at Brewer; 9/4/2015
 14, Trey Lewis; Arab; 9/7/2012

Scottsboro Wildcat Football

Individual Game Records

Most passing yards

291, Anthony McCamey; Grissom; 1987
291, Bo Nix; at Southside; 10/16/2015
291, Hatton Metz; at Crossville; 9/8/2017
281, Bo Nix; Fort Payne; 8/26/2016
271, Bo Nix; Sparkman; 8/28/2015
247, Don Jacobs; Athens; 1975
247, Robert Dawson; Arab; 1963
246, Bo Nix; at Arab; 10/24/2014
238, Bo Nix; Etowah; 10/21/2016
235, Anthony McCamey; Etowah; 1989
231, Anthony McCamey; Lee Huntsville; 1988

Most touchdown passes

5, Bo Nix; at C-Chalkville; 11/7/2014
5, Pat Trammell; Oneonta; 1955
5, Pat Trammell; Fort Payne; 1956
4, Trey Lewis; North Jackson; 9/27/2013
3, Anthony McCamey; Cullman; 10/23/1987
3, Anthony McCamey; Arab; 1989
3, Anthony McCamey; Decatur Playoffs; 1989
3, Barry Chandler; Arab; 1980
3, Bo Nix; at Southside; 10/16/2015
3, Bo Nix; Arab; 10/23/2015
3, Bo Nix; at Lee; 9/18/2015
3, Don Webb; Notre Dame Chattanooga; 1965
3, Eric Underwood; Cullman; 1984
3, Justin Whitehead; Brewer; 9/5/2014
3, Kent Latham; Arab; 1993
3, Selby; Falkville; 1936
3, Simmons; Marshall County; 1935
3, Bo Nix; Fort Payne; 8/26/16
3, Bo Nix; Crossville; 9/2/2016

Most passes had intercepted

5, Brett Johnson; Guntersville; 1977
5, Jeff Tiffin; Decatur; 1982
4, Don Jacobs; Albertville; 1975
4, Trey Lewis; at Etowah; 10/5/2012
3, Hatton Metz; Guntersville; 9/22/2017
3, Anthony McCamey; Athens; 10/2/1987
3, Anthony McCamey; Etowah; 1988
3, Anthony McCamey; Parker; 1989
3, Barry Chandler; Johnson; 1979
3, Barry Chandler; Butler; 1980
3, Barry Chandler; Grissom; 1980
3, Bo Nix; Madison County; 10/31/2014
3, Don Jacobs; Albertville; 1976
3, Eric Underwood; Cullman; 1984
3, Eric Underwood; Arab; 1985

3, Jager Livingston; at Athens; 11/19/2004
3, Keith Trimew; Emma Sansom; 1995
3, Kent Latham; Southside Gadsden; 1993
3, Patrick Barnes; Decatur; 1991
3, Robson Copenhaver; at North Jackson; 8/30/2002
3, Will Thompson; Arab; 9/3/2010
3, Gannon Reyes, Madison Academy, 10/19/2018

Longest pass completion

99, Jager Livingston; at Guntersville; 9/24/2004
91, Forest Harrington; Southside Gadsden; 1990
88, Bo Nix; at Southside; 10/16/2015
84, Robert Dawson; Moulton; 1962
84, Bo Nix; Fort Payne; 8/26/2016
82, Jus. Whitehead; at Sparkman; 8/29/2014
80, Anthony McCamey; Arab; 1989
80, Barry Chandler; Johnson; 1980
80, Bud Precise; Albertville; 1953
80, Forest Harrington; Brewer; 1990
77, Josh White; at Arab; 9/16/2005
77, Trey Lewis; at Madison County; 10/7/2011

Most passes caught

10, Malik Talley; at Southside; 10/16/2015
10, B.J. Harris; Fort Payne, 10/2/2020
8, Chip Weaver; Southside; 1985
7, Tanner Shelton; Crossville; 9/8/2017
7, Dylan McQueen; at Arab; 10/24/2014
7, Malik Talley; at Sparkman; 8/29/2014
7, Mike Weaver; Southside; 1984
7, Hatton Metz, Fort Payne, 8/31/2018
6, Bo Butler; Southside; 1993
6, Jacob Manning; Crossville; 9/8/2017
6, Carson Hutchins; at North Jackson; 9/28/2012
6, Dylan McQueen; Brewer; 9/5/2014
6, Malik Talley; at Madison County; 10/30/2015
6, Malik Talley; Sparkman; 8/28/2015
6, Hatton Metz, Ardmore, 9/7/2018
6, Hatton Metz, East Limestone, 9/21/2018
6, Kaylem Dupree, at Springville, 9/18/2020

Most yards receiving

290, Malik Talley; at Southside; 10/16/2015 (10 rec.)
177, Dylan McQueen; Brewer; 9/5/2014 (6 receptions)
175, Malik Talley; Sparkman; 8/28/2015 (6 receptions)
161, Malik Talley; at C-Chalkville; 11/7/2014 (5 receptions)
149, Malik Talley; at Sparkman; 8/29/2014 (7 receptions)
138, B.J. Harris; Fort Payne, 10/2/2020 (10 receptions)
134, Austin Freeman; Alexandria; 9/30/2016 (5 receptions)

Scottsboro Wildcat Football

Individual Game Records

130, Austin Freeman; Fort Payne; 8/26/2016 (3 receptions)
 129, Jim Cannon; Guntersville; 1979
 127, Page Talley; Southside Gadsden; 1990
 124, Vince Hall; Johnson; 1980

Most TD receptions

4, Malik Talley; at Clay-Chalkville; 11/7/2014
 3, Clayton Wood; Gurley High School; 1946
 3, Dylan McQueen; Brewer; 9/5/2014
 3, Malik Talley; at Southside; 10/16/2015
 3, Mickey Bell; Blountsville; 1959
 3, Myron Horton; Arab; 1980
 3, Austin Freeman; Fort Payne; 8/26/2016
 2, Billy Sanders; Fort Payne; 1956
 2, Bo Davis; Oneonta High School; 1955
 2, Carson Hutchins; Brewer; 10/12/2012
 2, Chuck Hood; Cullman; 10/23/1987
 2, Heath Seymour; North Jackson; 9/27/2013
 2, Hodges; Oneonta; 1955
 2, J.B. McClendon; Gurley High School; 1931
 2, John Austin Deerman; Madison Co.; 10/10/2008
 2, Malik Talley; Fort Payne; 10/9/2015
 2, Malik Talley; at Sparkman; 8/29/2014
 2, McGriff; Gaylesville; 1935
 2, Nathan Paulk; at Hazel Green; 9/10/99
 2, Ward Proctor; Marshall County High; 1935
 2, William Paulk; Guntersville; 8/27/99
 2, Hatton Metz, Madison Academy, 10/19/2018

Longest pass reception

99, Trey Blizzard; at Guntersville; 9/24/2004
 91, Page Talley; Southside Gadsden; 1990
 88, Malik Talley; at Southside; 10/16/2015
 84, Wade Maples; Moulton; 1962
 84, Austin Freeman; Fort Payne; 8/26/2016
 82, Malik Talley; at Sparkman; 8/29/2014
 80, Charles Perry; Albertville; 1953
 80, Page Talley; Arab; 1989
 80, Terry Henderson; Brewer; 1990
 80, Vince Hall; Johnson; 1980
 77, Carson Hutchins; at Madison County; 10/7/2011
 77, Zac Talley; at Arab; 9/16/2005

Most total offense plays

52, DK Billingsley; Madison Co.; 10/31/2014 (52 rush)
 50, Hatton Metz; at Crossville; 9/8/2017 (14 R, 36 P)
 46, Trey Lewis; Arab; 9/7/2012 (21 rush, 25 pass)
 46, Jacob Manning; Fort Payne, 10/2/20 (27R, 19P)
 44, Trey Lewis; at Fort Payne; 10/25/2013 (31 R, 13 P)
 43, Anthony McCamey; Lee; 1988 (29 pass, 14 run)

43, Jacob Manning; at Springville, 9/18/2020 (22R, 21P)
 42, Trey Lewis; Etowah; 10/4/2013 (27 rush, 15 pass)
 42, Jacob Manning; Fort Payne, 8/30/2019 (30 R, 12 P)
 41, Hatton Metz; Fort Payne; 9/1/2017 (19 rush, 22 pass)
 40, Justin Whitehead; Brewer; 9/5/2014 (10 rush, 30 pass)
 40, Trey Lewis; at Madison Co.; 11/1/2013 (19 R, 21 P)
 40, Jacob Manning; Madison Acad., 10/18/2019 (39R, 1P)
 39, Jus. Whitehead; at Sparkman; 8/29/2014 (18 R, 21 P)
 39, Trey Lewis; Albertville; 10/14/2011 (21 rush, 18 pass)
 38, Bo Nix; at Arab; 10/24/2014 (3 rush, 35 pass)

Most total offense yards gained

367, Bo Nix; Fort Payne; 8/26/2016 (82 rush, 281 pass)
 351, Jacob Manning, Springville, 10/2/20 (122R, 229P)
 343, Hatton Metz; Crossville; 9/8/2017 (52 R, 291 P)
 338, Bo Nix; Arab; 10/7/2016 (131 rush, 207 pass)
 333, DK Billingsley; at North Jackson; 9/26/2014 (333 R)
 328, Bo Nix; Etowah; 10/21/2016 (90 rush, 238 pass)
 300, Blake Earl; Arab; 10/29/2004 (300 rush, 0 pass)
 298, Bo Nix; Crossville; 9/2/2016 (192 rush, 106 pass)
 297, Keith Trimew; Southside; 10/3/97 (161 rush, 136 pass)
 288, Bo Nix; at Southside; 10/16/2015 (-3 rush, 291 pass)
 284, A. McCamey; at Grissom; 10/30/87 (-7 rush, 291 pass)
 282, DK Billingsley; Guntersville; 9/16/2016 (282 rush)

Most all-purpose yards gained

348, Blake Earl; Arab; 10/24/2003
 337, Malik Talley; at Southside; 10/16/2015
 333, DK Billingsley; at North Jackson; 9/26/2014
 304, Don Webb Jr.; Buckhorn; 9/8/2000
 304, Dekarlos Billingsley; Guntersville; 9/16/2016
 300, Blake Earl; Arab; 10/29/2004
 292, Blake Earl; Hartselle; Sep 28, 2001
 290, Carson Hutchins; at Madison Co.; 10/7/2011
 288, Blake Earl; Hazel Green; 9/12/2003
 279, Dekarlos Billingsley; Madison Co.; 10/28/2016

Most all-purpose attempts

52, DK Billingsley; Madison Co.; 10/31/2014
 39, Jacob Manning; Madison Academy, 10/18/2019
 36, Jacob Manning; Arab, 9/11/2020
 35, Tyrell McCamey; Fort Payne; 10/27/2006
 34, Jacob Manning; Russellville, 11/8/2019
 32, DK Billingsley; Lee; 9/19/2014
 32, Jason Utech; at Fort Payne; 10/1/99
 32, Khaleem Jones; at Boaz; 9/18/2009
 31, Blake Earl; at Johnson; 9/5/2003
 31, Carson Hutchins; at Madison Co.; 10/7/2011
 31, Trey Lewis; at Fort Payne; 10/25/2013
 31, Cam Bass, Fort Payne, 8/31/2018

Scottsboro Wildcat Football

Individual Game Records

31, Jacob Manning; Fort Payne, 8/30/2019
31, Cam Bass; Hartselle, 11/1/2019
30, Dekarlos Billingsley; North Jackson; 9/23/2016
30, Jacob Manning; at Arab, 10/12/2018

Most points scored

32, Jacob Manning; Arab; 10/11/2019
30, Blake Earl; Arab; 10/29/2004
30, Blake Earl; Lee; 10/8/2004
30, DK Billingsley; at North Jackson; 9/26/2014
30, Howard Parsons; Stevenson; 1933
30, Trent Johnson; at Lee; 10/20/2006
30, Wayne Treece; Emma Sansom; 1961
26, Malik Talley; at Clay-Chalkville; 11/7/2014
24, Blake Earl; Buckhorn; 10/10/2003
24, Blake Earl; at Johnson; 9/5/2003
24, Collin Warren; at Boaz; 9/20/2013
24, Jason Utech; at Johnson; 9/25/98
24, Keith Trimew; Arab; 1996
24, Teddy Michaels; Albertville; 1968
24, Trent Johnson; at Southside; 10/05/2007
24, Trent Johnson; at Arab; 9/8/2006
24, Tyrell McCamey; Southside; 10/6/2006
24, Dekarlos Billingsley; Arab; 10/7/2016
24, Dekarlos Billingsley; Etowah; 10/21/2016
24, Dekarlos Billingsley; Madison Co.; 10/28/2016
24, Dekarlos Billingsley; Fairfield; 11/11/2016
24, Jacob Manning; Guntersville; 9/13/2019
24, Jacob Manning; Brewer; 10/24/2019

Most touchdowns scored

5, Blake Earl; Arab; 10/29/2004
5, Blake Earl; Lee; 10/8/2004
5, DK Billingsley; at North Jackson; 9/26/2014
5, Howard Parsons; Stevenson; 1933
5, Trent Johnson; at Lee; 10/20/2006
5, Wayne Treece; Emma Sansom; 1961
5, Jacob Manning; Arab; 10/11/2019
4, Blake Earl; Buckhorn; 10/10/2003
4, Blake Earl; at Johnson; 9/5/2003
4, Collin Warren; at Boaz; 9/20/2013
4, Keith Trimew; Arab; 1996
4, Malik Talley; at Clay-Chalkville; 11/7/2014
4, Teddy Michaels; Albertville; 1968
4, Trent Johnson; at Southside; 10/05/2007
4, Trent Johnson; at Arab; 9/8/2006
4, Tyrell McCamey; Southside; 10/6/2006
4, Dekarlos Billingsley; Arab; 10/7/2016
4, Dekarlos Billingsley; Etowah; 10/21/2016
4, Dekarlos Billingsley; Madison Co.; 10/28/2016

4, Jacob Manning; Guntersville; 9/13/2019
4, Jacob Manning; Brewer; 10/24/2019

Most extra points made by kicking

9, Bailey Potter; Crossville; 9/2/2016
8, Juan Gomez; North Jackson; 9/29/2017
8, Bailey Potter; Douglas; 9/9/2016
8, Bailey Potter; Arab; 10/7/2016
8, Bailey Potter; Boaz; 10/14/2016
8, Bailey Potter; Etowah; 10/21/2016
8, Ian Roberts; Fort Payne; 9/22/2000
8, Jay Benson; at Southside; 10/05/2007
7, Flavio Grillo; North Jackson; 9/27/2013
7, Jay Benson; at Lee; 10/20/2006
7, Jay Benson; Southside; 10/6/2006
7, T. Kleinschmidt; at Columbia; 10/19/2012
7, Terrell White; at Buckhorn; 10/11/2002
7, Bailey Potter; Madison County; 10/28/2016
7, Bailey Potter; Fairfield; 11/11/2016
6, Bailey Potter; at Madison County; 10/30/2015
6, Billy Sanders; Locust Fork; 1956
6, Bo Bradford; Buckhorn; 10/10/2003
6, Bo Bradford; Hazel Green; 9/12/2003
6, Bo Bradford; at Johnson; 9/5/2003
6, Flavio Grillo; Columbia; 10/18/2013
6, Flavio Grillo; at Boaz; 9/20/2013
6, Ian Roberts; at Mortimer Jordan; 10/13/2000
6, Ian Roberts; Albertville; 10/15/99
6, Jay Benson; Butler; 9/26/2008
6, J.B. McClendon; Stevenson; 1933
6, Shon Davis; Arab; 1989
6, Tom Kleinschmidt; Brewer; 10/12/2012
6, Mees du Croo de Jongh; Guntersville; 9/13/2019
6, Mees du Croo de Jongh; Arab; 10/11/2019

Most extra points attempted by kicking

9, Billy Sanders; Locust Fork; 1956
9, Bailey Potter; Crossville; 9/2/2016
9, Bailey Potter; Douglas; 9/9/2016
8, Juan Gomez; North Jackson; 9/29/2017
8, Flavio Grillo; North Jackson; 9/27/2013
8, Ian Roberts; Fort Payne; 9/22/2000
8, Jay Benson; at Southside; 10/05/2007
8, Bailey Potter; Arab; 10/7/2016
8, Bailey Potter; Boaz; 10/14/2016
8, Bailey Potter; Etowah; 10/21/2016
7, Flavio Grillo; Columbia; 10/18/2013
7, Ian Roberts; at Mortimer Jordan; 10/13/2000
7, Jay Benson; at Lee; 10/20/2006
7, Jay Benson; Southside; 10/6/2006

Scottsboro Wildcat Football

Individual Game Records

7, J.B. McClendon; Stevenson; 1933
7, Tom Kleinschmidt; Brewer; 10/12/2012
7, Tom Kleinschmidt; at Columbia; 10/19/2012
7, Terrell White; at Buckhorn; 10/11/2002
7, Bailey Potter; Madison County; 10/28/2016
7, Bailey Potter; Fairfield; 11/11/2016
7, Mees du Croo de Jongh; Arab; 10/11/2019

Most consecutive extra points made

55, Bailey Potter; 2016
29, Don Jacobs; 1976
27, Jay Benson; 2006
23, Bailey Potter; 2015-2016
20, Walton Bradford; 1997
18, Shon Davis; 1989
17, Alvaro Perez; 1992
17, Steven Johnson; 1998
16, Shon Davis; 1989
15, Jonathon Bell; 1991
15, Mees du Croo de Jongh; 2019 (Twice)
12, Clyde Butler; 1965
12, Robbie Haas; 1981

Most points scored by kicking

11, Bailey Potter; Alexandria; 9/30/2016
11, Bailey Potter; Arab; 10/7/2016
10, Bailey Potter; Madison County; 10/28/2016
9, Bailey Potter; at Madison County; 10/30/2015
9, Jay Benson; Butler; 9/26/2008
9, Tom Kleinschmidt; Brewer; 10/12/2012
9, Bailey Potter; Crossville; 9/2/2016
8, Juan Gomez; North Jackson; 9/29/2017
8, Ian Roberts; Fort Payne; 9/22/2000
8, Jay Benson; at Southside; 10/05/2007
8, Jay Benson; Albertville; 10/13/2006
8, Jay Benson; at Arab; 9/8/2006
8, Walton Bradford; Southside Gadsden; 10/3/97
8, Bailey Potter; Douglas; 9/9/2016
8, Bailey Potter; Boaz; 10/14/2016
8, Bailey Potter; Etowah; 10/21/2016
8, Bailey Potter; Lawrence County; 11/4/2016
8, Hal Leighton, at Arab; 10/12/2018
8, Hal Leighton, Madison Academy; 10/19/2018
7, Bo Bradford; Butler; 09/03/2004
7, Bo Bradford; at Lee; 10/17/2003
7, Bo Bradford; at Huntsville; 9/10/2004
7, Flavio Grillo; North Jackson; 9/27/2013
7, Jay Benson; at Lee; 10/20/2006
7, Jay Benson; Southside; 10/6/2006
7, Jay Benson; Cullman; 11/3/2006

7, Tom Kleinschmidt; at Columbia; 10/19/2012
7, Tom Kleinschmidt; at North Jackson; 9/28/2012
7, Terrell White; at Buckhorn; 10/11/2002
7, Walton Bradford; at Fort Payne; 10/31/97
7, Bailey Potter; Fairfield; 11/11/2016
7, Hal Leighton, Madison County; 10/5/2018

Most field goals attempted

3, Tom Kleinschmidt; at North Jackson; 9/28/2012
2, Bo Bradford; North Jackson; 8/29/2003
2, Dominick Hirsch; at Huntsville; 8/26/2011
2, Jay Benson; Cullman; 11/3/2006
2, Jay Benson; at Southside; 9/12/2008
2, Jay Benson; at Arab; 9/8/2006
2, Jeremy Roden; at Johnson; 10/21/2004
2, Marc Schvenk; Madison County; 10/8/2010
2, Rob Carlisle; Arab; 1987
2, Terrell White; Huntsville; 9/20/2002
2, Tim Koch; at Cherokee County; 10/29/2009
2, Zac Winkle; Fort Payne; 9/30/2005
2, Bailey Potter; Alexandria; 9/30/2016
2, Bailey Potter; Lawrence County; 11/4/2016
2, Hal Leighton, Madison Academy; 10/19/2018
2, Mees du Croo de Jongh; East Limestone; 9/20/2019
2, Mees du Croo de Jongh; Russellville; 11/8/2019

Most field goals made

2, Chris Shrader; Gadsden; 1985 (35, 38)
2, J. Thaxton; Jasper Tennessee; 1915
2, Jay Benson; at Arab; 9/8/2006
2, Russ Pierce; Grissom; 1990 (31, 33)
2, Shon Davis; Decatur; 1989 (22, 28)
2, Shon Davis; Guntersville; 1989 (38, 27)
2, Shon Davis; North Jackson; 1989 (38, 20)
2, Tom Kleinschmidt; at North Jackson; 9/28/2012
2, Bailey Potter; Alexandria; 9/30/2016
2, Hal Leighton, Madison Acad.; 10/19/2018 (19, 40)
2, Mees de Jongh; E. Limestone; 9/20/2019 (37, 30)

Longest field goal made

49, Rob Carlisle; Decatur; 1988 (Playoffs)
47, Marc Kevin Schvenk; Madison Co.; 10/8/2010
46, Ian Roberts; North Jackson; 10/22/99
45, Alvaro Perez; Fort Payne; 1992
42, Dominick Hirsch; at Fort Payne; 10/21/2011
42, Dominick Hirsch; at Huntsville; 8/26/2011
42, Jay Benson; at Southside; 9/12/2008
41, Barry Chandler; Athens; 1979
40, Alvaro Perez; North Jackson; 1992
40, Walton Bradford; at Fort Payne; 10/31/97

Scottsboro Wildcat Football

Individual Game Records

40, Bailey Potter; Arab; 10/7/2016
40, Hal Leighton, Madison Academy, 10/19/2018

Most punts

9, Kenneth Webb; at Fort Payne; 9/1/2017
8, Bo Nix; at Walker; 11/5/2015
8, Jason Billingsley; Johnson; 10/16/1987
8, Jason Billingsley; at Fort Payne; 1987
8, Zach Bradford; at North Jackson; 10/30/2010
7, Bo Nix; at Lee; 9/18/2015
7, Jason Billingsley; at Huntsville; 1987
7, Jordan Whitehead; at Brewer; 10/11/2013
7, Jordan Whitehead; at Boaz; 9/20/2013
7, Jordan Whitehead; Brewer; 9/5/2014
7, Tyler Hamlet; at Etowah; 9/22/2006
7, Zack Bradford; at Southside; 9/14/2012
7, Kenneth Webb, North Jackson, 9/28/2018
7, Kenneth Webb, at Brewer, 10/26/2018

Most yards punting

314, Jason Billingsley; Johnson; 10/16/1987 (8 punts)
311, Jason Billingsley; at Fort Payne; 1987 (8 punts)
298, Kenneth Webb; at Fort Payne, 9/1/2017 (9 punts)
285, Zach Bradford; at NJackson; 10/30/2010 (8 punts)
264, Tyler Hamlet; at Etowah; 9/22/2006 (7 punts)
260, Jason Billingsley; at Huntsville; 1987 (7 punts)
251, Jordan Whitehead; at Brewer; 10/11/2013 (7 punts)
243, Jordan Whitehead; at Boaz; 9/20/2013 (7 punts)
243, Zack Bradford; at Southside; 9/14/2012 (7 punts)
240, Zack Bradford; at Boaz; 9/16/2011 (6 punts)
240, Kenneth Webb, at NJackson, 9/28/2018 (7 punts)

Most punts downed inside 20

4, Jordan Whitehead; at Brewer; 10/11/2013
4, Jordan Whitehead; at Boaz; 9/20/2013
4, Zack Bradford; at Boaz; 9/16/2011
3, Bo Nix; Albertville; 9/11/2015
3, Jay Benson; Etowah; 9/21/2007
3, Zach Bradford; Boaz Pirates; 9/17/2010
3, Bo Nix; Guntersville; 9/16/2016

Longest punt

77, Jason Billingsley; Arab; 1987
73, Jason Billingsley; Athens; 10/2/1987
70, Howard Parsons; Bridgeport; 1933
68, Jay Benson; Boaz; 9/19/2008
67, Jason Billingsley; at Butler; 1987
62, Jager Livingston; Russellville; 11/14/2003
60, Zach Bradford; Arab; 9/3/2010
59, Jordan Whitehead; at Clay-Chalkville; 11/7/2014

59, Keith Trimew; at Emma Sansom; 9/19/97
59, Steven Johnson; at Albertville; 10/16/98

Longest punt return

82, Nathan Paulk; at Southside; 11/3/2000
80, Bo Butler; Plainview; 1994
80, Robert Dawson; Fort Payne; 1969
72, Jeff Jones; Emma Sansom; 1974
65, Charles Derrick; Arab; 1964
61, Charles Derrick; Sparkman; 1965
60, Jim Grigg; Fort Payne; 1960
56, Jacob Manning; Brewer, 10/24/2019
55, Barry Talley; Bradshaw; 1970
55, Keith Murner; Sparkman; 1965
54, Collin Warren; North Jackson; 9/27/2013

Longest kick return

99, Trent Johnson; at Guntersville; 9/1/2006
97, Malik Talley; Fort Payne; 10/9/2015
96, Trent Johnson; Arab; 9/7/2007
95, John Linville; Erwin; 1995 (Playoffs)
95, Robert Hester; Hixon Tennessee; 1966
92, David Poe; Bradshaw; 1974
92, Vince Hall; Huntsville; 1979
90, David Poe; Arab; 1973
90, Pat McCamey; Albertville; 1989
90, Trent Johnson; at Lee; 10/20/2006
90, Trent Johnson; Butler; 9/15/2006

Longest interception return

92, S.L. Stone; Fort Payne; 1955
84, Blaiz Johnson; North Jackson; 9/29/2017
83, David Austin; Albertville; 10/15/99
80, Pat Trammell; Sylvania; 1956
80, Richard Pace; Locust Fork; 1956
70, Avery Sartin; at Madison County; 10/30/2015
70, Madison Estes; at North Jackson; 9/28/2012
70, Tommy McNeill; Moulton; 1963
65, David Skelton; Oneonta High; 1956
65, Durwood Hodges; Arab; 1968
65, Jim Boggus; Boaz High School; 1946

Longest fumble return

85, Ronald Campbell; Talladega; 1974
76, Corey Wellington; Emma Sansom; 1996
73, Don Webb Jr.; Albertville; 10/6/2000
70, Bo Butler; Arab; 1993
63, Mike Vickery; Coffee; 1973
63, Wayne Kittrell; Boaz; 1976
57, Erik Alexander; Anniston; 11/28/97

Scottsboro Wildcat Football

Individual Game Records

55, Bo Butler; Albertville; 1994
 52, Avery Sartin; at Dalton GA; 8/21/2015
 45, Ryan Grider; Buckhorn; 8/30/2013

Most punt returns

6, Khaleem Jones; Arab; 9/5/2008
 5, Collin Warren; North Jackson; 9/27/2013
 5, Nathan Paulk; at Fort Payne; 10/1/99
 4, Blake Earl; North Jackson; 8/29/2003
 4, Collin Warren; at Brewer; 10/11/2013
 4, Collin Warren; at Boaz; 9/20/2013
 4, Nathan Paulk; at Hazel Green; 9/10/99
 4, Terrell White; Southside; Nov. 1, 2001
 4, Trey Brizendine; Etowah; 10/2/2009
 4, Kaylem Dupree; Guntersville; 9/13/2019
 3, Blake Earl; at Arab; 10/25/2002
 3, Blake Earl; Boaz; 8/27/2004
 3, Carson Hutchins; at Lee; 9/24/2010
 3, Collin Warren; Columbia; 10/18/2013
 3, Drew Benson; at Butler; 10/3/2003
 3, Dylan McQueen; at Fort Payne; 10/10/2014
 3, Khaleem Jones; Madison Co.; 10/10/2008
 3, Nathan Paulk; at Mortimer Jordan; 10/13/2000
 3, Nathan Paulk; Cullman; 10/20/2000
 3, Nathan Paulk; North Jackson; 10/22/99
 3, Nathan Paulk; at Southside; 11/3/2000
 3, Nathan Paulk; at Anniston; Nov. 9, 2000
 3, Robert Fanning; Arab; 11/6/97
 3, Robert Fanning; Hartselle; 9/26/97
 3, Trey Blizzard; at Guntersville; 9/24/2004
 3, Tyrell McCamey; North Jackson; 10/28/2005

Most punt return yards

121, Collin Warren; North Jackson; 9/27/2013 (5 returns)
 105, Nathan Paulk; at Southside; 11/3/2000 (3 returns)
 73, Alex Gonder; at North Jackson; 8/30/2002 (2 returns)
 73, Jacob Manning; Brewer; 10/24/2019 (2 returns)
 72, Khaleem Jones; Arab Knights; 9/5/2008 (6 returns)
 61, Alex Gonder; at Hazel Green; 9/13/2002 (2 returns)
 52, Kaylem Dupree; North Jackson; 9/27/2019 (2 returns)
 50, Bobby Petty; Fort Payne; 1947 (1 returns)
 50, Ed Brannum; Marshall County; 1932 (1 returns)
 48, Dylan McQueen; at Fort Payne; 10/10/2014 (3 returns)
 48, Sammy Douglas; at Southside; 9/10/2010 (1 returns)
 46, Nathan Paulk; at Fort Payne; 10/1/99 (5 returns)
 46, Robert Fanning; Hartselle; 9/26/97 (3 returns)
 46, Trey Blizzard; at Guntersville; 9/24/2004 (3 returns)

Most kick returns

7, Alex Gonder; Mortimer Jordan; Sep 21, 2001
 6, Malik Talley; Southside; 10/17/2014
 6, Trey Blizzard; Russellville; 11/14/2003
 5, Aliza Fennell; at Buckhorn; 10/8/99
 5, Blake Earl; Hartselle; Sep 28, 2001
 5, Carson Hutchins; at North Jackson; 10/30/2010
 5, David Washington; North Jackson; 10/28/2005
 5, David Washington; Huntsville; 9/9/2005
 5, Don Webb Jr.; Johnson; 9/24/99
 5, Rylee Whitehead; North Jackson; 9/28/2018
 5, Noah Linville; Hartselle; 11/2/2018
 4, Blake Earl; Arab; 10/24/2003
 4, Blake Earl; at Arab; 10/25/2002
 4, Brandon Wright; North Jackson; 8/28/2009
 4, Carson Hutchins; at Etowah; 10/5/2012
 4, Carson Hutchins; at Huntsville; 8/26/2011
 4, Carson Hutchins; Etowah; 9/30/2011
 4, Cole Bartlett; Buckhorn; 8/30/2013
 4, Cole Bartlett; Southside; 9/13/2013
 4, Collin Warren; at Albertville; 10/15/2010
 4, David Washington; at Benjamin Russell; 11/9/2007
 4, Dylan McQueen; at Arab Knights; 10/24/2014
 4, Dylan McQueen; at Clay-Chalkville; 11/7/2014
 4, Khaleem Jones; Cherokee County; 10/30/2008
 4, Malik Talley; at Fort Payne; 10/10/2014
 4, Malik Talley; at Southside; 10/16/2015
 4, Malik Talley; at Walker; 11/5/2015
 4, Trent Johnson; at Butler; 9/1/2005
 4, Trent Johnson; Butler; 9/15/2006
 4, Trey Blizzard; at Lee; 10/17/2003
 4, Tyrell McCamey; Buckhorn; 10/14/2005
 4, Zac Holt; at McAdory; 11/21/97
 4, Zac Holt; at Etowah; 12/5/97
 4, Rylee Whitehead; Madison Academy; 10/19/2018
 4, Kaylem Dupree; Madison Academy; 9/27/2020

Most kick return yards

166, Malik Talley; Southside; 10/17/2014 (6 returns)
 152, Jacob Manning; NJackson; 9/29/2017 (3 returns)
 138, Trent Johnson; Butler; 9/15/2006 (4 returns)
 138, Rylee Whitehead; NJackson; 9/28/2018 (5 ret.)
 132, Alex Gonder; M Jordan; 9/21/2001 (7 returns)
 130, Malik Talley; Fort Payne; 10/9/2015 (3 returns)
 120, Trey Blizzard; Russellville; 11/14/2003 (6 returns)
 118, Trent Johnson; at Guntersville; 9/1/2006 (2 returns)
 116, Zac Holt; at Fort Payne; 10/31/97 (2 returns)
 110, Bryan Stewart; at Johnson; 9/25/98 (3 returns)
 110, Carson Hutchins; at Madison Co.; 10/8/2009 (3 ret.)

Scottsboro Wildcat Football

Individual Game Records

Most fumble returns

2, Binky McCamey; Southside Gadsden; 1992
2, Jason Arnold I; Decatur; 1988
2, Jason Arnold I; Fort Payne; 1988
2, Mike Vickery; Coffee; 1973
2, Nathan Brandon; Emma Sansom; 1994
2, Nathan Brandon; Gordon Lee Georgia; 1994
2, Stephen Clark; Guntersville; 1988

Most fumble return yards

85, Ronald Campbell; Talladega; 1974
76, Corey Wellington; Emma Sansom; 1996
73, Don Webb Jr.; Albertville; 10/6/2000 (1 returns)
70, Bo Butler; Arab; 1993
63, Mike Vickery; Coffee; 1973
63, Wayne Kittrell; Boaz; 1976
57, Erik Alexander; Anniston; 11/28/97 (1 returns)
55, Bo Butler; Albertville; 1994
52, Avery Sartin; at Dalton GA; 8/21/2015 (1 returns)
45, Ryan Grider; Buckhorn; 8/30/2013 (1 returns)

Most interception returns

3, Don Webb; Cullman; 1965
2, Austin Freeman; North Jackson; 9/25/2015
2, Cole Border; Butler; 9/25/2009
2, Cory Knight; at Buckhorn; 10/15/2004
2, Darrel Hannigan; at Etowah; 10/5/2012
2, Forest Harrington; Grissom; 1989
2, Gavin Harrington; Fort Payne; 1991
2, John Williams; Hixon Tennessee; 1967
2, Keith Jones; at Buckhorn; Sep 7, 2001
2, Nathan Paulk; at Hartselle; 9/29/2000
2, Pat Trammell; Sylvania; 1956
2, Quincy McCamey; Albertville; 1989
2, Robert Dawson; Bradshaw; 1969
2, Rod Tiffin; Cullman; 1984
2, Stephen Jackson; Brewer; 9/5/2014
2, Tommy McNeill; Moulton; 1963
2, Tracy Wellington; Albertville; 1991
2, William Paulk; at Pell City; 10/29/99
2, Zack McDole; at Boaz; 9/15/2000

Most interception return yards

110, Pat Trammell; Sylvania; 1956 (2 returns)
92, S.L. Stone; Fort Payne; 1955 (1 returns)
84, Blaiz Johnson; NJackson; 9/29/2017 (1 return)
83, David Austin; Albertville; 10/15/99 (1 returns)
80, Richard Pace; Locust Fork; 1956 (1 returns)
70, Avery Sartin; at Madison Co.; 10/30/2015 (1 returns)
70, Madison Estes; at North Jackson; 9/28/2012 (1 returns)
70, Tommy McNeill; Moulton; 1963
65, David Skelton; Oneonta; 1956 (1 returns)
65, Durwood Hodges; Arab; 1968
65, Jim Boggus; Boaz; 1946 (1 returns)

Most tackles

27, Scott Berry; North Jackson; Aug 31, 2001 (11-16)
26, Shingin Lee; Arab; 9/7/2007 (8-18)
25, Blake Fielder; Boaz; 9/19/2008 (16-9)
23, Micah Guillory; Etowah; 10/27/2000 (16-7)
22, Bo Bradford; Butler; 10/4/2002 (5-17)
22, Chad Green; North Jackson; 10/17/97 (8-14)
22, David Washington; Lee; 10/19/2007 (9-13)
22, Nathan Paulk; at North Jackson; 9/1/2000 (14-8)
21, Cole Border; at Arab; 9/4/2009 (7-14)
21, Lazzarell Fennell; vs Sparkman; 9/2/99 (13-8)
21, Terry Qanadilo; at North Jackson; 8/30/2002 (6-15)
21, DK Billingsley; Lawrence County; 11/4/2016 (15-6)

Most quarterback sacks

4.0, Kyle Cuthbertson; Etowah; 9/21/2007
3.0, Corey Norris; Southside; 10/6/2006
3.0, Micah Guillory; at Mortimer Jordan; 10/13/2000
3.0, Evans Wright; Madison County; 10/28/2016
3.0, Justin Culver; Madison County; 10/28/2016
3.0, Ethan Edmondson; Madison Co.; 11/3/2017
3.0, Nathan Jones, East Limestone, 9/21/2018
3.0, Cameron Whited, Madison Academy, 10/19/2018
3.0, A.J. Widgeon; North Jackson, 9/27/2019

Most tackles for loss

5.0, Derrick Johnson; at Buckhorn; 10/11/2002
5.0, Sam Thompson; at Guntersville; 8/28/98
5.0, Terry Qanadilo; at Hazel Green; 9/13/2002
5.0, Ethan Edmondson; Arab; 10/7/2016
4.0, Bert Boykin; at Lee; 10/17/2003
4.0, Cohen Tubbs; Arab; 10/7/2016
4.0, Evans Wright; Guntersville; 9/16/2016
4.0, Hunter Berrong; Fort Payne; 8/26/2016
4.0, Evans Wright; Etowah; 10/21/2016
4.0, Jordan Whitehead; at Albertville; 9/12/2014

Scottsboro Wildcat Football

Individual Season Records

Rushing yards

2109 – DK Billingsley (240-2109) – 2016
1937 – Blake Earl (240-1937) – 2003
1838 – Blake Earl (208-1838) – 2004
1778 – DK Billingsley (302-1778) – 2014
1652 – Barry Talley (209-1652) – 1970
1617 – Bryan Stewart (206-1617) – 1997
1596 – Jacob Manning (293-1596) – 2019
1583 – Jason Utech (227-1583) – 1999
1541 – Trent Johnson (189-1541) – 2006
1450 – Gary Griffin (172-1450) – 1996
1429 – Drew McNutt (145-1429) – 2000
1400 – Cam Bass (253-1400) – 2019
1384 – Corey Wellington (172-1384) – 1996

Rushing attempts

302 – DK Billingsley (302-1778) – 2014
293 – Jacob Manning (293-1596) – 2019
253 – Cam Bass (253-1400) – 2019
240 – Blake Earl (240-1937) – 2003
240 – DK Billingsley (240-2109) – 2016
234 – Pat McCamey (234-1018) – 1988
227 – Jason Utech (227-1583) – 1999
222 – Tyrell McCamey (222-1374) – 2006
214 – Pat McCamey (214-1115) – 1989
209 – Barry Talley (209-1652) – 1970
208 – Blake Earl (208-1838) – 2004
206 – Bryan Stewart (206-1617) – 1997
205 – Garrett Estes (205-1153) – 2004

Rushing TDs

34 – Dekarlos Billingsley - 2016
28 - Blake Earl – 2003
25 - Blake Earl – 2004
23 - Corey Wellington – 1996
22 – Jacob Manning - 2019
21 - Bryan Stewart - 1997
21 - Dekarlos Billingsley - 2014
20 - Trent Johnson - 2006
19 - Drew McNutt - 2000
18 - Keith Trimew - 1997
18 - Barry Talley – 1970
18 – Dekarlos Billingsley – 2016

Rushing yards/game (minimum 5 games)

162.2 – DK Billingsley (13 games) - 2016
161.6 – DK Billingsley (11 games) - 2014
161.4 – Blake Earl (12 games) – 2003
158.3 – Jason Utech (10 games) – 1999
153.2 – Blake Earl (12 games) – 2004
140.1 – Trent Johnson (11 games) – 2006
137.7 – Barry Talley (12 games) – 1970
133.0 – Jacob Manning (12 games) – 2019
129.9 – Drew McNutt (11 games) - 2000
126.8 – Corey Wellington (10 games) - 1995
125.8 – Corey Wellington (11 games) - 1996
124.9 – Tyrell McCamey (11 games) - 2006

Pass attempts

183 – Bo Nix (101-183-4) – 2016
174 - Anthony McCamey (80-174-14) - 1988
173 - Trey Lewis (70-173-10) – 2012
164 - Bo Nix (84-164-5) – 2015
158 – Gannon Reyes (79-158-9) - 2018
153 - Anthony McCamey (72-153-7) – 1989
143 - Eric Underwood (65-143-8) - 1985
136 - Don Jacobs (57-136-9) – 1975
133 - Trey Lewis (62-133-5) – 2013
131 – Hatton Metz (70-131-5) - 2017
127 - Barry Chandler (43-127-17) – 1979
122 - Bo Nix (42-122-8) - 2014

Pass completions

101 – Bo Nix (101-183-4) – 2016
84 - Bo Nix (84-164-5) – 2015
80 - Anthony McCamey (80-174-14) – 1988
79 – Gannon Reyes (79-158-9) - 2018
72 - Anthony McCamey (72-153-7) - 1989
70 - Trey Lewis (70-173-10) – 2012
70 – Hatton Metz (70-131-5) – 2017
65 - Eric Underwood (65-143-8) - 1985
62 - Trey Lewis (62-133-5) – 2013
57 - Don Jacobs (57-136-9) - 1975
54 - Kent Latham (54-113-6) – 1994
52 - Eric Underwood (52-96-4) - 1984

Passing yards

1737 – Bo Nix (101-183-4) – 2016
1298 - Bo Nix (84-164-5) - 2015
1245 - Anthony McCamey (72-153-7) - 1989
989 - Kent Latham (54-113-6) – 1994
973 - Trey Lewis (70-173-10) – 2012
925 - Forest Harrington (51-113-4) – 1990
901 – Gannon Reyes (79-158-9) - 2018
896 - Anthony McCamey (80-174-14) – 1988
814 – Hatton Metz (70-131-5) - 2017
769 - Trey Lewis (62-133-5) - 2013
762 - Don Jacobs (57-136-9) - 1975
740 - Justin Whitehead (51-117-7) - 2014

Passing TDs

16 - Anthony McCamey – 1989
16 – Bo Nix – 2016
15 - Bo Nix – 2015
13 - Pat Trammell - 1956
13 - Pat Trammell - 1955
12 - Pat Trammell – 1957
12 – Bo Nix – 2016
11 - Eric Underwood - 1985
11 - Eric Underwood - 1984
11 - Trey Lewis - 2012
11 - Trey Lewis - 2013
10 - Barry Chandler – 1980
10 – Gannon Reyes – 2018

Scottsboro Wildcat Football

Individual Season Records

Passes had intercepted

17 - Barry Chandler (43-127-17) - 1979
14 - Anthony McCamey (80-174-14) - 1988
11 - Brett Johnson (39-88-11) - 1977
10 - Will Thompson (34-111-10) - 2010
10 - Anthony McCamey (41-87-10) - 1987
10 - Barry Chandler (23-80-10) - 1980
10 - Don Jacobs (39-92-10) - 1974
10 - Trey Lewis (70-173-10) - 2012
9 - Keith Trimew (30-74-9) - 1995
9 - Trey Lewis (41-103-9) - 2011
9 - Gannon Reyes (79-158-9) - 2018

Pass efficiency (minimum 20 attempts)

188.2 - Josh White (12-28-2) - 2006
159.4 - Bo Nix (101-183-4) - 2016
141.8 - Bo Nix (84-164-5) - 2015
140.8 - Anthony McCamey (72-153-7) - 1989
138.4 - Eric Underwood (52-96-4) - 1984
137.0 - Kent Latham (54-113-6) - 1994
130.2 - Forest Harrington (51-113-4) - 1990
124.3 - Robson Copenhaver (28-70-6) - 2002
123.9 - Drew McNutt (10-38-4) - 2000
122.7 - Keith Trimew (31-68-4) - 1996

Passing yards/game (minimum 5 games)

136.2 - Bo Nix (5 games) - 2014
133.6 - Bo Nix (13 games) - 2016
118.0 - Bo Nix (11 games) - 2015
103.8 - Anthony McCamey (12 games) - 1989
97.3 - Trey Lewis (10 games) - 2012
90.4 - Hatton Metz (9 games) - 2017
90.1 - Gannon Reyes (10 games) - 2018
89.9 - Kent Latham (11 games) - 1994
89.4 - Eric Underwood (7 games) - 1984
84.1 - Forest Harrington (11 games) - 1990
82.2 - Justin Whitehead (9 games) - 2014
81.5 - Anthony McCamey (11 games) - 1988
76.2 - Don Jacobs (10 games) - 1975

Pass reception yards

877 - Malik Talley (40-877) - 2015
587 - Dylan McQueen (35-587) - 2014
559 - Austin Freeman (26-559) - 2016
541 - Rodney Steele (34-541) - 1989
494 - Carson Hutchins (36-494) - 2012
492 - Bo Butler (28-492) - 1994
474 - Malik Talley (27-474) - 2014
441 - Hatton Metz (33-441) - 2018
412 - Austin Freeman (17-412) - 2016
407 - Jacob Manning (31-407) - 2017
361 - B.J. Harris (21-361) - 2020
360 - Gavin Harrington (18-360) - 1992
360 - Quincy McCamey (27-360) - 1988

Pass receptions

40 - Malik Talley (40-877) - 2015
36 - Carson Hutchins (36-494) - 2012
35 - Dylan McQueen (35-587) - 2014
34 - Rodney Steele (34-541) - 1989
33 - Hatton Metz (33-441) - 2018
31 - Jacob Manning (31-407) - 2017
28 - Bo Butler (28-492) - 1994
27 - Malik Talley (27-474) - 2014
27 - Quincy McCamey (27-360) - 1988
26 - Austin Freeman (26-559) - 2016
22 - Jason Billingsley (22-298) - 1988
22 - Austin Baggett (22-252) - 2015

Pass reception TDs

9 - Rodney Steele - 1989
9 - Malik Talley - 2015
9 - Malik Talley - 2014
8 - Bobby Hodges - 1955
7 - Carson Hutchins - 2012
7 - Mike Weaver - 1985
7 - Hatton Metz - 2018
6 - Morris Seymour - 1975
6 - Mike Weaver - 1984
6 - Jody Gamble - 1964
5 - Wade Maples - 1962

Total offense yards

3037 - Bo Nix (313-3037) - 2016
2122 - DK Billingsley (241-2122) - 2016
2000 - Jacob Manning (354-2000) - 2019
1937 - Blake Earl (240-1937) - 2003
1838 - Blake Earl (209-1838) - 2004
1812 - Keith Trimew (229-1362) - 1997
1778 - DK Billingsley (302-1778) - 2014
1730 - Drew McNutt (183-1429) - 2000
1710 - Trey Lewis (336-941) - 2013
1652 - Barry Talley (209-1652) - 1970
1652 - Anthony McCamey (262-407) - 1989
1617 - Bryan Stewart (206-1617) - 1997
1583 - Jason Utech (227-1583) - 1999

TDs responsible for

36 - Dekarlos Billingsley - 2016
36 - Bo Nix - 2016
28 - Blake Earl - 2003
25 - Trey Lewis - 2013
25 - Blake Earl - 2004
25 - Anthony McCamey - 1989
25 - Drew McNutt - 2000
25 - Jacob Manning - 2019
24 - Corey Wellington - 1996
24 - Pat Trammell - 1956
23 - Trent Johnson - 2006
21 - Dekarlos Billingsley - 2014
21 - Barry Talley - 1970

Scottsboro Wildcat Football

Individual Season Records

All purpose yards

2496 – Dekarlos Billingsley – 2016
2200 – Blake Earl – 2003
1987 – Trent Johnson – 2006
1979 – Blake Earl – 2004
1835 – Dekarlos Billingsley – 2014
1729 – Tracy Wellington – 1991
1707 – Barry Talley – 1970
1707 – Jacob Manning – 2019
1685 – Jason Utech – 1999
1650 – Bryan Stewart – 1997
1632 – Pat McCamey – 1989
1607 – Tyrell McCamey – 2006

All purpose yards/game (minimum 5 games)

192.0 – DK Billingsley (13 games) – 2016
183.3 – Blake Earl (12 games) – 2003
180.6 – Trent Johnson (11 games) – 2006
168.5 – Jason Utech (10 games) – 1999
166.8 – DK Billingsley (11 games) – 2014
164.9 – Blake Earl (12 games) – 2004
164.8 – Bryan Stewart (9 games) – 1998
157.2 – Tracy Wellington (11 games) – 1991
150.5 – Jacob Manning (10 games) – 2017
146.1 – Tyrell McCamey (11 games) – 2006
144.7 – Corey Wellington (11 games) – 1996
142.2 – Barry Talley (12 games) – 1970
142.2 – Jacob Manning (12 games) – 2019

Total points scored

216 – DK Billingsley (36 TD) – 2016
170 – Blake Earl (28 TD, 1 PAT) – 2003
154 – Blake Earl (25 TD, 2 PAT) – 2004
152 – Corey Wellington (24 TD, 4 PAT) – 1996
138 – Trent Johnson (23 TD) – 2006
134 – Jacob Manning (22 TD, 1 PAT) – 2019
132 – DK Billingsley (21 TD, 3 PAT) – 2014
126 – Barry Talley (21 TD) – 1970
126 – Bryan Stewart (21 TD) – 1997
122 – Drew McNutt (19 TD, 4 PAT) – 2000
120 – Bo Nix (20 TD) – 2016

Touchdowns scored

36 – DK Billingsley (34R/1R/1R) – 2016
28 – Blake Earl (28 rush) – 2003
25 – Blake Earl (25 rush) – 2004
24 – Corey Wellington (23 rush, 1 ret) – 1996
23 – Trent Johnson (20 rush, 3 ret) – 2006
22 – Jacob Manning (22 rush) – 2019
21 – Dekarlos Billingsley (21 rush) – 2014
21 – Barry Talley (18 R, 2 rcv, 1 ret) – 1970
21 – Bryan Stewart (21 rush) – 1997
20 – Bo Nix (20 rush) – 2016
19 – Drew McNutt (19 rush) – 2000

PAT kicks made

79 – Bailey Potter (79-81) – 2016
42 – Walton Bradford (42-46) – 1997
38 – Bo Bradford (38-42) – 2003
38 – Jay Benson (38-41) – 2006
37 – Mees du Croo de Jongh (37-39) – 2019
36 – Ian Roberts (36-41) – 2000
34 – Shon Davis (34-35) – 1989
33 – Flavio Grillo (33-39) – 2013
32 – Bailey Potter (32-40) – 2015
31 – Juan Gomez (31-33) – 2017
29 – Don Jacobs (29-31) – 1976
28 – Ian Roberts (28-30) – 1999
25 – Tom Kleinschmidt (25-28) – 2012

PAT kicks attempted

81 – Bailey Potter (79-81) – 2016
46 – Walton Bradford (42-46) – 1997
42 – Bo Bradford (38-42) – 2003
41 – Ian Roberts (36-41) – 2000
41 – Jay Benson (38-41) – 2006
40 – Bailey Potter (32-40) – 2015
39 – Flavio Grillo (33-39) – 2013
39 – Mees du Croo de Jongh (37-39) – 2019
35 – Shon Davis (34-35) – 1989
33 – Juan Gomez (31-33) – 2017
31 – Don Jacobs (29-31) – 1976
30 – Ian Roberts (28-30) – 1999
30 – Clyde Butler (23-30) – 1965

Consecutive PAT's Made

55 – Bailey Potter – 2016
29 – Don Jacobs – 1976
27 – Jay Benson – 2000
20 – Walton Bradford – 1997
18 – Shon Davis – 1989
17 – Alvaro Perez – 1992
17 – Steven Johnson – 1998
16 – Shon Davis – 1989
15 – Jonathan Bell – 1991
15 – Mees du Croo de Jongh – 2019 (Twice)
14 – Bailey Potter – 2016
12 – Clyde Butler – 1965
12 – Robbie Haas – 1981

Field goals made

8 – Shon Davis (8-10) – 1989
7 – Bailey Potter (7-8) – 2016
6 – Hal Leighton (6-6) – 2018
5 – Chris Shrader (5-0) – 1985
5 – Bailey Potter (5-5) – 2015
5 – Mees du Croo de Jongh (5-6) – 2019
4 – Bo Bradford (4-4) – 2004
4 – Tom Kleinschmidt (4-5) – 2012
4 – Jay Benson (4-5) – 2006
4 – Rob Carlile (4-6) – 1987
4 – Jay Benson (4-6) – 2008

Scottsboro Wildcat Football

Individual Season Records

4 – Alvaro Perez (4-10) – 1992

Field goals attempted

10 – Shon Davis (8-10) – 1989
10 – Alvaro Perez (4-10) – 1992
8 – Bailey Potter (7-8) – 2016
7 – Bo Bradford (3-7) – 2003
6 – Rob Carlile (4-6) – 1987
6 – Jay Benson (4-6) – 2008
6 – Rob Carlile (3-6) – 1988
6 – Russ Pierce (3-6) – 1990
6 – Dominick Hirsch (3-6) – 2011
6 – Hal Leighton (6-6) – 2018
6 – Mees du Croo de Jongh (5-6) – 2019
5 – Jay Benson (4-5) – 2006
5 – Bailey Potter (5-5) – 2015

Punt yards

2175 - Jason Billingsley (56-2175) - 1987
1652 - Jordan Whitehead (47-1652) - 2013
1562 - Jordan Whitehead (42-1562) - 2014
1557 - Zack Bradford (45-1557) - 2010
1542 - Bo Nix (47-1542) – 2015
1480 – Kenneth Webb (47-1480) - 2018
1421 - Jonathon Bell (39-1421) – 1991
1392 – Kenneth Webb (40-1392) - 2017
1345 - Jason Billingsley (40-1345) - 1988
1290 - Brad Stiles (40-1290) - 1994
1242 - Jeremy Windsor (33-1242) - 1992
1238 - Rodney Steele (37-1238) – 1989

Punt attempts

56 - Jason Billingsley (56-2175) - 1987
51 - Barry Chandler (51-0) - 1980
47 - Bo Nix (47-1542) - 2015
47 - Jordan Whitehead (47-1652) – 2013
47 – Kenneth Webb (47-1480) – 2018
45 - Zack Bradford (45-1557) - 2010
42 - Jordan Whitehead (42-1562) - 2014
40 - Jason Billingsley (40-1345) - 1988
40 - Brad Stiles (40-1290) – 1994
40 – Kenneth Webb (40-1392) - 2017
39 - Jonathon Bell (39-1421) – 1991
37 - Rodney Steele (37-1238) – 1989

Punts had blocked

3 - Jordan Whitehead (42-1562) - 2014
3 - Jay Benson (30-1226) – 2008

Average yards/punt (minimum 5 attempts)

41.33 - Robson Copenhaver (9-372) - 2002
40.87 - Jay Benson (30-1226) - 2008
39.45 - Steven Johnson (22-868) - 1998
38.84 - Jason Billingsley (56-2175) - 1987
37.92 – Jager Livingston (25-948) – 2003
37.64 - Jeremy Windsor (33-1242) - 1992
37.19 - Jordan Whitehead (42-1562) - 2014
36.67 - Drew McNutt (18-660) - 1999
36.44 - Jonathon Bell (39-1421) - 1991
35.81 – Jager Livingston (21-752) - 2004

Punt return yards

347 – Jacob Manning (20-347) - 2017
274 - Collin Warren (23-274) - 2013
244 - Nathan Paulk (18-244) - 2000
216 - Bo Butler (13-216) - 1994
179 - Alex Gonder (8-179) - 2002
154 - Khaleem Jones (18-154) - 2008
147 - Nathan Paulk (19-147) – 1999
145 – Austin Freeman (8-145) – 2016
132 - Quincy McCamey (21-132) – 1989
119 – Jacob Manning (7-119) - 2018
110 - Tracy Wellington (9-110) - 1991
109 - Blake Earl (8-109) - 2002
108 - Trey Blizzard (11-108) – 2004

Punt returns

23 - Collin Warren (23-274) - 2013
21 - Quincy McCamey (21-132) – 1989
20 – Jacob Manning (20-347) - 2017
19 - Nathan Paulk (19-147) - 1999
18 - Nathan Paulk (18-244) - 2000
18 - Khaleem Jones (18-154) - 2008
13 - Bo Butler (13-216) - 1994
11 - Trey Blizzard (11-108) - 2004
11 - Robert Fanning (11-87) - 1997
11 - Terrell White (11-46) - 2001
10 - Ben Sport (10-83) – 1995

Punt return TDs

2 - Bo Butler - 1994
2 - Bobby Petty - 1947

Average yards/punt return (minimum 5 attempts)

22.38 - Alex Gonder (8-179) – 2002
18.1 – Austin Freeman (8-145) – 2016
17.4 – Jacob Manning (20-347) – 2017
17.0 – Jacob Manning (7-119) - 2018
16.62 - Bo Butler (13-216) – 1994
14.6 – Kaylem Dupree (7-102) – 2019
13.80 - Pat McCamey (5-69) - 1988
13.62 - Blake Earl (8-109) - 2002
13.56 - Nathan Paulk (18-244) – 2000
13.5 – Jacob Manning (6-81) – 2019
13.33 - Cole Bartlett (6-80) - 2013
13.29 - Page Talley (7-93) – 1990

Scottsboro Wildcat Football

Individual Season Records

13.17 - Sammy Douglas (6-79) - 2010
12.22 - Tracy Wellington (9-110) – 1991

Kick return yards

458 - Pat McCamey (14-458) - 1989
446 - Trent Johnson (12-446) - 2006
445 - Zac Holt (18-445) - 1997
440 - Bryan Stewart (14-440) - 1998
405 - Malik Talley (17-405) – 2014
380 – Jacob Manning (14-380) - 2017
369 - Tracy Wellington (15-369) - 1991
368 – David Washington (19-368) – 2005
363 – Rylee Whitehead (15-363) – 2019
362 - Don Webb Jr. (21-362) – 1999
356 - Cole Bartlett (17-356) – 2013
342 - Khaleem Jones (16-342) – 2008

Kick returns

21 - Don Webb Jr. (21-362) - 1999
20 - Carson Hutchins (20-296) - 2011
19 – David Washington (19-368) - 2005
19 - Kenneth Hill (19-325) - 1998
18 - Zac Holt (18-445) - 1997
17 - Quincy McCamey (17-278) - 1988
17 - Malik Talley (17-405) - 2014
17 - Cole Bartlett (17-356) - 2013
16 - Khaleem Jones (16-342) - 2008
16 - Pat McCamey (16-301) – 1988

Kick return TDs

3 - Trent Johnson - 2006
2 - David Poe - 1973

Interception return yards

156 – Austin Freeman (7-156) - 2016
111 - Madison Estes (2-111) - 2012
110 - Pat Trammell (2-110) - 1956
92 - S.L. Stone (1-92) - 1955
83 - David Austin (2-83) - 1999
80 - Cory Knight (6-80) - 2004
80 - Richard Pace (1-80) - 1956
70 - Avery Sartin (1-70) - 201
70 - Tommy McNeill (2-70) - 1963
69 - Zac Holt (5-69) - 1997
65 - Jim Boggus (1-65) – 1946

Interceptions

10 - Don Webb (10-0) – 1965
8 – Austin Freeman (8-181) - 2016
6 - Cory Knight (6-80) - 2004
6 - Bo Butler (6-0) - 1994
6 - Quincy McCamey (6-0) – 1989
5 - Zac Holt (5-69) - 1997
5 - Zack McDole (5-55) - 2000
5 - Forest Harrington (5-0) - 1989
5 - Gavin Harrington (5-0) - 1992
4 - Nathan Paulk (4-55) – 2000

4 - Matt Harding (4-47) – 2003

Interception return TDs

2 - Pat Trammell – 1956
2 – Peyton Grant - 2017

Fumble return yards

107 - Ronald Campbell (2-107) - 1974
76 - Corey Wellington (1-76) - 1996
73 - Don Webb Jr. (1-73) - 2000
70 - Bo Butler (1-70) - 1993
63 - Wayne Kittrell (1-63) - 1976
63 - Mike Vickery (2-63) – 1973
57 - Erik Alexander (3-57) – 1997
55 - Bo Butler (3-55) - 1994
52 - Avery Sartin (1-52) - 2015
45 - Ryan Grider (1-45) – 2013

Fumble recoveries

4 - Ryan Bohler (4-0) - 1997
4 - Heath Zapf (4-0) - 1994
4 - Binky McCamey (4-0) - 1992
4 - Jason Arnold 1 (4-0) - 1988
3 - Erik Alexander (3-57) - 1997
3 - Bo Butler (3-55) - 1994
3 - Mickey Wright (3-0) - 1992
3 - Andre Wright (3-0) - 1991
3 - Aaron Crowe (3-0) - 1988
3 - Nathan Brandon (3-0) – 1994
3 – Evans Wright (3-0) - 2016

Fumble return TDs

2 - Ronald Campbell - 1974

Total tackles

183 - Ryan Bohler (94-89) - 1997
158 – David Washington (88-70) - 2007
158 - Chad Green (84-74) - 1997
156 - Micah Guillory (77-79) - 2000
149 - Zac Nichols (68-81) - 1996
148 – Lazzarrell Fennell (78-70) - 1999
137 - Blake Fielder (69-68) - 2007
137 - Scott Berry (74-63) - 2001
136 - Madison Estes (69-67) - 2010
133 - Zack Mardis (67-66) – 2009

Unassisted tackles

94 - Ryan Bohler (94-89) - 1997
88 – David Washington (88-70) - 2007
85 - Cory Knight (85-42) - 2004
84 - Chad Green (84-74) - 1997
81 - Cory Knight (81-48) - 2003
80 - Glen Wright (80-49) - 1990
80 - Gary Griffin (80-0) - 1994
78 – Lazzarrell Fennell (78-70) - 1999
77 - Chad Green (77-39) - 1998
77 – Michael Humphrey (77-0) – 1990

Scottsboro Wildcat Football

Individual Season Records

Assisted tackles

89 - Ryan Bohler (94-89) - 1997
89 - Bo Bradford (44-89) - 2002
81 - Zac Nichols (68-81) - 1996
79 - Micah Guillory (77-79) - 2000
77 - Zack Mardis (55-77) - 2008
74 - Chad Green (84-74) - 1997
70 - Keith Jones (39-70) - 2000
70 - Lazzarrell Fennell (78-70) - 1999
70 - David Washington (88-70) - 2007
69 - Bo Bradford (56-69) - 2003

Tackles for loss

20.0 - Evans Wright - 2016
15.0 - Junior Lyons - 2014
14.5 - Jordan Whitehead - 2014
13.0 - John Austin Deerman - 2008
13.0 - Terry Qanadilo - 2002
13.0 - Ethan Edmondson - 2017
12.0 - Nathan Jones - 2018
11.5 - Zack Mardis - 2008
11.0 - Eric Scott - 2000
11.0 - Eric Scott - 1999
11.0 - Cameron Whited - 2018
11.0 - A.J. Widgeon - 2018
10.0 - Donye Richardson - 2012
10.0 - Justin Stern - 2011
9.5 - Hunter Berrong - 2016
9.5 - A.J. Widgeon - 2019
9.5 - Nathan Jones - 2019
9.0 - Bert Boykin - 2003
9.0 - Ethan Edmondson - 2016
9.0 - Justin Culver - 2016
9.0 - Cohen Tubbs - 2016
9.0 - Cameron Whited - 2019
9.0 - Camden Skipper - 2019

Quarterback sacks

10.0 - Ethan Edmondson - 2017
9.0 - D.J. Harris - 1995
8.0 - A.J. Widgeon - 2019
7.0 - Junior Lyons - 2014
7.0 - Ethan Edmondson - 2015
7.0 - Corey Norris - 2006
6.0 - Junior Lyons - 2013
6.0 - Evans Wright - 2016
6.0 - A.J. Widgeon - 2018
6.0 - Nathan Jones - 2019
5.0 - Kyle Thompson - 1999
5.0 - Micah Guillory - 2000
5.0 - Kyle Cuthbertson - 2007
5.0 - Jason Amos - 2003
5.0 - John Austin Deerman - 2008
5.0 - Ethan Edmondson - 2016
5.0 - Hunter Wright - 2019

Scottsboro Wildcat Football

Individual Career Records

Rushing yards

5595 - Blake Earl (725-5595) - 2000-04
5170 – Dekarlos Billingsley (746-5170) 2012-16
3874 - Trent Johnson (539-3874) - 2004-07
3528 - Corey Wellington (483-3528) - 1994-96
3161 – Jacob Manning (621-3161) – 2016-2020
3003 - Keith Trimew (410-3003) - 1995-97
2805 - Drew McNutt (379-2805) - 1998-00
2729 - Bryan Stewart (387-2729) - 1995-98
2485 - Gary Griffin (302-2485) - 1994-96
2361 - Tyrell McCamey (403-2361) - 2005-07
2310 - Tracy Wellington (356-2310) - 1989-91

Rushing attempts

746 – Dekarlos Billingsley (746-5170) – 2012-2016
725 - Blake Earl (725-5595) - 2000-04
621 – Jacob Manning (621-3161) – 2016-2020
539 - Trent Johnson (539-3874) - 2004-07
483 - Corey Wellington (483-3528) - 1994-96
469 - Trey Lewis (469-1841) - 2010-13
462 - Pat McCamey (462-2153) - 1987-89
410 - Keith Trimew (410-3003) - 1995-97
404 - Garrett Estes (404-2249) - 2002-04
403 - Tyrell McCamey (403-2361) - 2005-07

Rushing TDs

72 - Blake Earl - 2000-04
68 – Dekarlos Billingsley, 2012-2016
48 - Corey Wellington - 1994-96
44 – Jacob Manning – 2016-2020
39 - Trent Johnson - 2004-2007
37 - Keith Trimew - 1995-97
33 - Bryan Stewart - 1995-98
33 - Drew McNutt - 1998-00
29 – Jager Livingston - 2001-04
28 - Trey Lewis - 2010-13
26 - Tyrell McCamey - 2005-07

Average yards/rush (minimum 20 attempts)

9.73 - Zac Nichols (59-574) - 1994-96
9.30 - Trey Blizzard (33-307) - 2001-04
8.45 - Zac Holt (40-338) - 1995-97
8.23 - Gary Griffin (302-2485) - 1994-96
8.09 - William Paulk (22-178) - 1997-99
7.97 - Barry Talley (214-1706) - 1968-70

7.79 - Keith Jones (52-405) - 1999-01
7.72 - Blake Earl (725-5595) - 2000-04
7.54 - David Austin (24-181) - 1998-99
7.40 - Drew McNutt (379-2805) - 1998-00

Rushing yards/game (minimum 5 games)

119.0 - Blake Earl (47 games) - 2000-04
106.9 - Corey Wellington (33 games) - 1994-96
104.7 - Trent Johnson (37 games) - 2004-07
100.2 - Drew McNutt (28 games) - 1998-00
99.4 – Dekarlos Billingsley (52 games) – 2012-2016
94.4 - Tyrell McCamey (25 games) - 2005-07
94.1 - Bryan Stewart (29 games) - 1995-98
83.4 - Keith Trimew (36 games) - 1995-97
82.5 - Tracy Wellington (28 games) - 1989-91
81.7 - Jason Utech (26 games) - 1997-99

Pass attempts

469 – Bo Nix (227-469-17) – 2014-2016
418 - Trey Lewis (176-418-25) - 2010-13
414 - Anthony McCamey (193-414-31) - 1987-89
319 - Don Jacobs (131-319-25) - 1973-76
241 - Eric Underwood (119-241-12) - 1983-85
209 - Kent Latham (101-209-15) - 1992-94
207 - Barry Chandler (66-207-27) - 1977-80
205 - Keith Trimew (85-205-20) - 1995-97
178 – Gannon Reyes (88-178-10) – 2017-18
138 - Drew McNutt (46-138-11) - 1998-00

Pass completions

227 – Bo Nix (227-469-17) – 2014-2016
193 - Anthony McCamey (193-414-31) - 1987-89
176 - Trey Lewis (176-418-25) - 2010-13
131 - Don Jacobs (131-319-25) - 1973-76
119 - Eric Underwood (119-241-12) - 1983-85
101 - Kent Latham (101-209-15) - 1992-94
88 – Gannon Reyes (88-178-10) 2017-18
85 - Keith Trimew (85-205-20) - 1995-97
68 – Jacob Manning (68-132-4) – 2016-2020
66 - Barry Chandler (66-207-27) - 1977-80
51 - Justin Whitehead (51-118-7) - 2011-14
51 - Forest Harrington (51-113-4) - 1989-90

Scottsboro Wildcat Football

Individual Career Records

Passing yards

3716 – Bo Nix (227-469-17) – 2014-16
2734 - Anthony McCamey (193-414-31) - 1987-89
2485 - Trey Lewis (176-418-25) - 2010-13
2027 - Don Jacobs (131-319-25) - 1973-76
1587 - Kent Latham (101-209-15) - 1992-94
1484 - Keith Trimew (85-205-20) - 1995-97
1357 - Eric Underwood (119-241-12) - 1983-85
1327 - Barry Chandler (66-207-27) - 1977-80
1055 - Josh White (44-126-14) - 2004-07
1049 – Gannon Reyes (88-178-10) 2017-18

Passing TDs

41 – Bo Nix – 2014-2016
40 - Pat Trammell - 1954-57
25 - Anthony McCamey - 1987-89
25 - Trey Lewis - 2010-13
23 - Don Jacobs - 1973-76
22 - Eric Underwood - 1983-85
21 - Barry Chandler - 1977-80
16 - Drew McNutt - 1998-00
14 - Kent Latham - 1992-94
11 - Robert Dawson - 1962-63
11 – Gannon Reyes – 2017-18

Passes had intercepted

31 - Anthony McCamey (193-414-31) - 1987-89
27 - Barry Chandler (66-207-27) - 1977-80
25 - Don Jacobs (131-319-25) - 1973-76
25 - Trey Lewis (176-418-25) - 2010-13
20 - Keith Trimew (85-205-20) - 1995-97
17 – Bo Nix (227-469-17) – 2014-16
15 - Kent Latham (101-209-15) - 1992-94
14 - Josh White (44-126-14) - 2004-07
12 - Eric Underwood (119-241-12) - 1983-85
11 - Brett Johnson (39-88-11) - 1977-78

Pass completion pct (minimum 20 attempts)

51.5 – Jacob Manning (68-132-4) – 2016-2020
49.4 - Eric Underwood (119-241-12) - 1983-85
49.4 – Gannon Reyes (88-178-10) – 2017-18
48.4 – Bo Nix (227-469-17) – 2014-2016
48.3 - Kent Latham (101-209-15) - 1992-94
48.2 - Blake Livengood (40-83-5) - 1987-88
47.1 - Tony Stanfield (40-85-7) – 1981

46.6 - Anthony McCamey (193-414-31) - 1987-89
45.7 - Vince Hall (16-35-2) - 1979-80
45.1 - Forest Harrington (51-113-4) - 1989-90
44.3 - Brett Johnson (39-88-11) - 1977-78

Passing yards/game (minimum 5 games)

128.1 - Bo Nix (29 games) - 2014-16
82.8 - Anthony McCamey (33 games) - 1987-89
80.7 – Gannon Reyes (13 games) – 2017-18
77.1 - Forest Harrington (12 games) - 1989-90
75.6 - Kent Latham (21 games) - 1992-94
75.4 - Eric Underwood (18 games) - 1983-85
73.1 - Trey Lewis (34 games) - 2010-13
63.3 - Don Jacobs (32 games) - 1973-76
57.9 - Tony Stanfield (10 games) - 1981
49.9 - Will Thompson (10 games) - 2008,10

Pass reception yards

1351 - Malik Talley (67-1351) - 2014-15
856 - Carson Hutchins (57-856) - 2009-12
773 - Dylan McQueen (47-773) - 2014-15
740 - Bo Butler (42-740) - 1992-94
718 - Page Talley (28-718) - 1989-91
714 – Jacob Manning (57-714) 2016-2019
701 - Rodney Steeley (48-701) - 1988-90
634 - Quincy McCamey (47-634) - 1987-89
584 - Jason Billingsley (37-584) - 1987-88
564 – Hatton Metz (40-464) – 2016-2018
559 – Austin Freeman (26-559) – 2016-2016
535 - Zac Holt (22-535) - 1995-97

Pass receptions

67 - Malik Talley (67-1351) - 2014-15
57 - Carson Hutchins (57-856) - 2009-12
57 – Jacob Manning (57-714) – 2016-2019
48 - Rodney Steeley (48-701) - 1988-90
47 - Quincy McCamey (47-634) - 1987-89
47 - Dylan McQueen (47-773) - 2014-15
42 - Bo Butler (42-740) - 1992-94
40 – Hatton Metz (40-564) – 2016-2018
37 - Jason Billingsley (37-584) - 1987-88
28 - Page Talley (28-718) - 1989-91
28 - Ben Sport (28-485) - 1994-95

Scottsboro Wildcat Football

Individual Career Records

Pass reception TDs

18 - Malik Talley - 2014-15
13 - Mike Weaver - 1984-87
10 - Rodney Steeley - 1988-90
10 - Morris Seymour - 1975-76
10 - Myron Horton - 1980-82
10 - Bobby Hodges - 1954-56
9 - Jody Gamble - 1963-64
9 - Hatton Metz - 2016-2018
8 - Carson Hutchins - 2009-12
8 - Page Talley - 1989-91
8 - Bo Butler - 1992-94

Total offense yards

5595 - Blake Earl (726-5595) - 2000-04
5196 - Bo Nix (639-5196) - 2014-16
5183 - DK Billingsley (747-5183) - 2012-16
4487 - Keith Trimew (615-3003) - 1995-97
4326 - Trey Lewis (887-1841) - 2010-13
4058 - Jacob Manning (753-4058) - 2016-2020
3874 - Trent Johnson (540-3874) - 2004-07
3752 - Drew McNutt (517-2805) - 1998-2000
3528 - Corey Wellington (483-3528) - 1994-96
3359 - Anthony McCamey (653-625) - 1987-89
2729 - Bryan Stewart (387-2729) - 1995-98

TDs responsible for

72 - Blake Earl - 2000-2004
72 - Dekarlos Billingsley - 2012-2016
63 - Bo Nix - 2014-2016
57 - Pat Trammell - 1954-1957
53 - Trey Lewis - 2010-2013
52 - Jacob Manning - 2016-2020
49 - Corey Wellington - 1994-1996
49 - Drew McNutt - 1998-2000
46 - Keith Trimew - 1995-1997
42 - Trent Johnson - 2004-2007
40 - Don Jacobs - 1973-1976

All-Purpose yards

6789 - Blake Earl - 2000-04
5838 - Dekarlos Billingsley - 2012-2016
5069 - Jacob Manning - 2016-2020
4616 - Trent Johnson - 2004-07
4021 - Corey Wellington - 1994-96
3493 - Bryan Stewart - 1995-98
3292 - Pat McCamey - 1987-89
3247 - Carson Hutchins - 2009-12
3159 - Keith Trimew - 1995-97
2976 - Tracy Wellington - 1989-91

Total points scored

446 - Blake Earl (72 TD, 7 PAT) - 2000-04
440 - Dekarlos Billingsley (72 TD, 4 PAT) - 2012-16
302 - Corey Wellington (49 TD, 4 PAT) - 1994-96
298 - Jacob Manning (49 TD, 2 PAT) - 2016-2020
252 - Trent Johnson (42 TD) - 2004-07
242 - Keith Trimew (37 TD, 10 PAT) - 1995-97
208 - Drew McNutt (33 TD, 5 PAT) - 1998-00
208 - Bryan Stewart (34 TD, 2 PAT) - 1995-98
178 - Jager Livingston (29 TD, 2 PAT) - 2001-04
174 - Barry Talley (29 TD) - 1968-70

Touchdowns scored

72 - Blake Earl (72 rush) - 2000-04
72 - DK Billingsley (68 Ru, 2 Rc, 1 Int, 1 Ret)
49 - Corey Wellington (48 rush, 1 ret) - 1994-96
49 - Jacob Manning (44 ru, 3 rec, 2 rt) - 2016-2020
42 - Trent Johnson (39 rush, 3 ret) - 2004-07
37 - Keith Trimew (37 rush) - 1995-97
34 - Bryan Stewart (33 rush, 1 ret) - 1995-98
33 - Drew McNutt (33 rush) - 1998-00
29 - Barry Talley (24 rush, 3 rcv, 2 ret) - 1968-70
29 - Jager Livingston (29 rush) - 2001-04

PAT kicks made

112 - Bailey Potter (112-124) - 2014-2016
80 - Jay Benson (80-88) - 2005-08
74 - Walton Bradford (74-87) - 1995-97
64 - Ian Roberts (64-71) - 1999-00
59 - Bo Bradford (59-65) - 2001-04
55 - Don Jacobs (55-71) - 1973-76
39 - Steven Johnson (39-49) - 1996-98
37 - Mees du Croo de Jongh (37-39) - 2019

Scottsboro Wildcat Football
Individual Career Records

35 - Barry Chandler (35-45) - 1977-80

34 - Shon Davis (34-35) - 1989

33 - Flavio Grillo (33-39) – 2013

PAT kicks attempted

124 – Bailey Potter (112-124) – 2014-2016

88 - Jay Benson (80-88) - 2005-08

87 - Walton Bradford (74-87) - 1995-97

85 – Bailey Potter (73-85) – 2014-16

71 - Don Jacobs (55-71) - 1973-76

71 - Ian Roberts (64-71) - 1999-00

65 - Bo Bradford (59-65) - 2001-04

49 - Steven Johnson (39-49) - 1996-98

45 - Barry Chandler (35-45) - 1977-80

39 - Flavio Grillo (33-39) – 2013

39 – Mees du Croo de Jongh (37-39) – 2019

Consecutive PAT's Made

55 – Bailey Potter – 2016

29 – Don Jacobs – 1976

27 – Jay Benson – 2006

23 – Bailey Potter – 2015-2016

20 – Walton Bradford – 1997

18 – Shon Davis – 1989

17 – Alvaro Perez – 1992

17 – Steven Johnson – 1998

16 – Shon Davis – 1989

15 – Mees du Croo de Jongh – 2019

15 – Jonathan Bell – 1991

15 – Mees du Croo de Jongh – 2019

Field goals made

12 – Bailey Potter (12-13) – 2014-2016

10 - Jay Benson (10-14) - 2005-08

8 - Chris Shrader (8-0) - 1983-85

8 - Shon Davis (8-10) - 1989

7 - Bo Bradford (7-11) - 2001-04

7 - Rob Carlisle (7-12) - 1986-88

6 – Hal Leighton (6-6) – 2018

5 – Mees du Croo de Jongh (5-6) – 2019

4 - Tom Kleinschmidt (4-5) – 2012

4 - Alvaro Perez (4-10) - 1992

3 - Johnny Gentles (3-0) - 1972

3 - Barry Chandler (3-0) - 1977-80

Field goals attempted

14 - Jay Benson (10-14) - 2005-08

13 – Bailey Potter (12-13) – 2014-2016

12 - Rob Carlisle (7-12) - 1986-88

11 - Bo Bradford (7-11) - 2001-04

10 - Shon Davis (8-10) - 1989

10 - Alvaro Perez (4-10) – 1992

6 - Dominick Hirsch (3-6) – 2011

6 - Walton Bradford (3-6) - 1995-97

6 - Russ Pierce (3-6) – 1990

6 – Hal Leighton (6-6) – 2018

6 – Mees du Croo de Jongh (5-6) – 2019

5 - Jacob Kime (1-5) - 1993-94

Punt yards

3748 - Zack Bradford (107-3748) - 2009-12

3520 - Jason Billingsley (96-3520) - 1987-88

3346 - Jordan Whitehead (94-3346) - 2011-14

2959 – Kenneth Webb (90-2959) – 2016-2018

2471 - Jay Benson (67-2471) - 2005-08

2212 – Bo Nix (66-2212) – 2014-2016

2041 - Rodney Steeley (62-2041) - 1988-90

1935 - Brad Stiles (61-1935) - 1994-95

1700 – Jager Livingston (46-1700) - 2001-04

1421 - Jonathon Bell (39-1421) - 1990-91

1365 - Drew McNutt (41-1365) - 1998-00

Punt attempts

107 - Zack Bradford (107-3748) - 2009-12

96 - Jason Billingsley (96-3520) - 1987-88

94 - Jordan Whitehead (94-3346) - 2011-14

90 – Kenneth Webb (90-2959) – 2016-2018

67 - Jay Benson (67-2471) - 2005-08

66 – Bo Nix (66-2212) – 2014-2016

62 - Rodney Steeley (62-2041) - 1988-90

61 - Brad Stiles (61-1935) - 1994-95

51 - Barry Chandler (51-0) - 1977-80

46 – Jager Livingston (46-1700) - 2001-04

Scottsboro Wildcat Football
Individual Career Records

Average yards/punt (minimum 5 attempts)

41.33 - Robson Copenhaver (9-372) - 1999-02
38.78 - Steven Johnson (23-892) - 1996-98
37.64 - Jeremy Windsor (33-1242) - 1992
36.96 - Jager Livingston (46-1700) - 2001-04
36.88 - Jay Benson (67-2471) - 2005-08
36.67 - Jason Billingsley (96-3520) - 1987-88
36.44 - Jonathon Bell (39-1421) - 1990-91
35.60 - Jordan Whitehead (94-3346) - 2011-14
35.03 - Zack Bradford (107-3748) - 2009-12
34.36 - Tyler Hamlet (28-962) - 2005-06

Punt return yards

547 - Jacob Manning (33-547) 2016-2020
391 - Nathan Paulk (37-391) - 1998-00
274 - Collin Warren (23-274) - 2010-13
240 - Bo Butler (18-240) - 1992-94
198 - Blake Earl (21-198) - 2000-04
179 - Alex Gonder (8-179) - 2000-02
152 - Khaleem Jones (19-152) - 2007-09
144 - Austin Freeman (9-144) - 2015-2016
141 - Quincy McCamey (24-141) - 1987-89
137 - David Washington (18-137) - 2004-07

Punt returns

37 - Nathan Paulk (37-391) - 1998-00
33 - Jacob Manning (33-547) 2016-2019
24 - Quincy McCamey (24-141) - 1987-89
23 - Collin Warren (23-274) - 2010-13
21 - Blake Earl (21-198) - 2000-04
19 - Khaleem Jones (19-152) - 2007-09
18 - Gavin Harrington (18-136) - 1990-92
18 - Bo Butler (18-240) - 1992-94
18 - David Washington (18-137) - 2004-07
13 - Robert Fanning (13-95) - 1995-97

Punt return TDs

2 - Bo Butler - 1992-94
2 - Bobby Petty - 1947
2 - Charles Derrick - 1964-65

Kick return yards

915 - Blake Earl (40-915) - 2000-04
843 - Pat McCamey (34-843) - 1987-89
805 - Carson Hutchins (46-805) - 2009-12
731 - Trent Johnson (22-731) - 2004-07
710 - Don Webb Jr. (37-710) - 1998-00
689 - Bryan Stewart (30-689) - 1995-98
672 - David Washington (43-672) - 2004-07
667 - Malik Talley (32-667) - 2014-15
630 - Collin Warren (34-630) - 2010-13
579 - Jacob Manning (26-579) - 2016-2020
572 - Rylee Whitehead (25-572) - 2016-2019
559 - Dylan McQueen (25-559) - 2014-15

Kick returns

46 - Carson Hutchins (46-805) - 2009-12
43 - David Washington (43-672) - 2004-07
40 - Blake Earl (40-915) - 2000-04
37 - Don Webb Jr. (37-710) - 1998-00
34 - Pat McCamey (34-843) - 1987-89
34 - Collin Warren (34-630) - 2010-13
32 - Malik Talley (32-667) - 2014-15
30 - Bryan Stewart (30-689) - 1995-98
27 - Quincy McCamey (27-488) - 1987-89
26 - Jacob Manning (26-579) - 2016-2019

Kick return TDs

3 - Trent Johnson - 2004-07
3 - David Poe - 1973-74
2 - Malik Talley - 2014-15

Interception return yards

181 - Austin Freeman (11-181) - 2015-16
129 - Madison Estes (6-129) - 2009-12
128 - Noah Linville (5-128) - 2017-2019
110 - Cory Knight (7-110) - 2001-04
110 - Pat Trammell (2-110) - 1954-57
97 - Zac Holt (8-97) - 1995-97
92 - S.L. Stone (1-92) - 1954-55
83 - David Austin (2-83) - 1998-99
80 - Richard Pace (1-80) - 1956
72 - Cole Border (4-72) - 2007-10
70 - Tommy McNeill (2-70) - 1963
70 - Avery Sartin (1-70) - 2015

Scottsboro Wildcat Football
Individual Career Records

Interceptions

11 – Austin Freeman (11-181) – 2015-2016
10 - Don Webb (10-0) - 1964-65
8 - Bo Butler (8-0) - 1992-94
8 – Zac Holt (8-97) – 1995-97
7 - Cory Knight (7-110) - 2001-04
7 - Darrel Hannigan (7-13) - 2009-12
7 - Gavin Harrington (7-0) - 1990-92
7 - Forest Harrington (7-0) - 1989-90
6 - Madison Estes (6-129) - 2009-12
6 - Zac Holt (6-69) - 1995-97
6 - Quincy McCamey (6-0) - 1987-89
5 – David Washington (5-59) - 2004-07
5 – Noah Linville (5-128) – 2017-2020

Interception return TDs

2 - Pat Trammell – 1954-57
2 – Noah Linville – 2017-2020
2 – Peyton Grant – 2017-2018

Fumble return yards

125 - Bo Butler (4-125) - 1992-94
107 - Ronald Campbell (2-107) - 1974
76 - Corey Wellington (1-76) - 1994-96
73 - Don Webb Jr. (1-73) - 1998-00
63 - Mike Vickery (2-63) - 1973
63 - Wayne Kittrell (1-63) - 1976
57 - Erik Alexander (5-57) - 1995-97
52 - Avery Sartin (1-52) - 2015
45 - Ryan Grider (1-45) - 2012-15
32 - Phillip Peavy (1-32) - 2009-10

Fumble recoveries

6 - Ryan Bohler (6-0) - 1995-97
5 - Erik Alexander (5-57) - 1995-97
5 - Binky McCamey (5-0) - 1990-92
5 - Gavin Harrington (5-0) - 1990-92
5 - Cameron Holland (5-0) - 1991-93
5 – Evans Wright – 2013-2016
4 - Bo Butler (4-125) - 1992-94
4 - Jason Arnold 1 (4-0) - 1987-88
4 - Heath Zapf (4-0) - 1992-94
4 - Aaron Crowe (4-0) - 1987-89
4 - Andre Wright (4-0) - 1990-91
4 – A.J. Widgeon (4-0) – 2017-2018

4 – Nathan Jones (4-0) – 2017-2018

Fumble return TDs

2 - Ronald Campbell - 1974
2 - Bo Butler - 1992-94
2 - Erik Alexander - 1995-97

Total tackles

406 - Zack Mardis (210-196) - 2006-09
400 - Jeremy Roden (226-174) - 2001-04
372 - Madison Estes (194-178) - 2009-12
339 - Chad Green (191-148) - 1996-98
332 - Stephen Jackson (208-124) - 2012-15
325 - Blake Fielder (188-137) - 2005-08
313 - Scott Berry (160-153) - 1999-01
307 - Bo Bradford (122-185) - 2001-04
295 - Jordan Whitehead (183-112) - 2011-14
288 – David Washington (171-117) - 2004-07

Unassisted tackles

226 - Jeremy Roden (226-174) - 2001-04
210 - Zack Mardis (210-196) - 2006-09
208 - Stephen Jackson (208-124) - 2012-15
194 - Madison Estes (194-178) - 2009-12
191 - Chad Green (191-148) - 1996-98
188 - Blake Fielder (188-137) - 2005-08
183 - Jordan Whitehead (183-112) - 2011-14
179 - Cory Knight (179-103) - 2001-04
178 - Gary Griffin (178-55) - 1994-96
175 - Glen Wright (175-81) - 1988-90

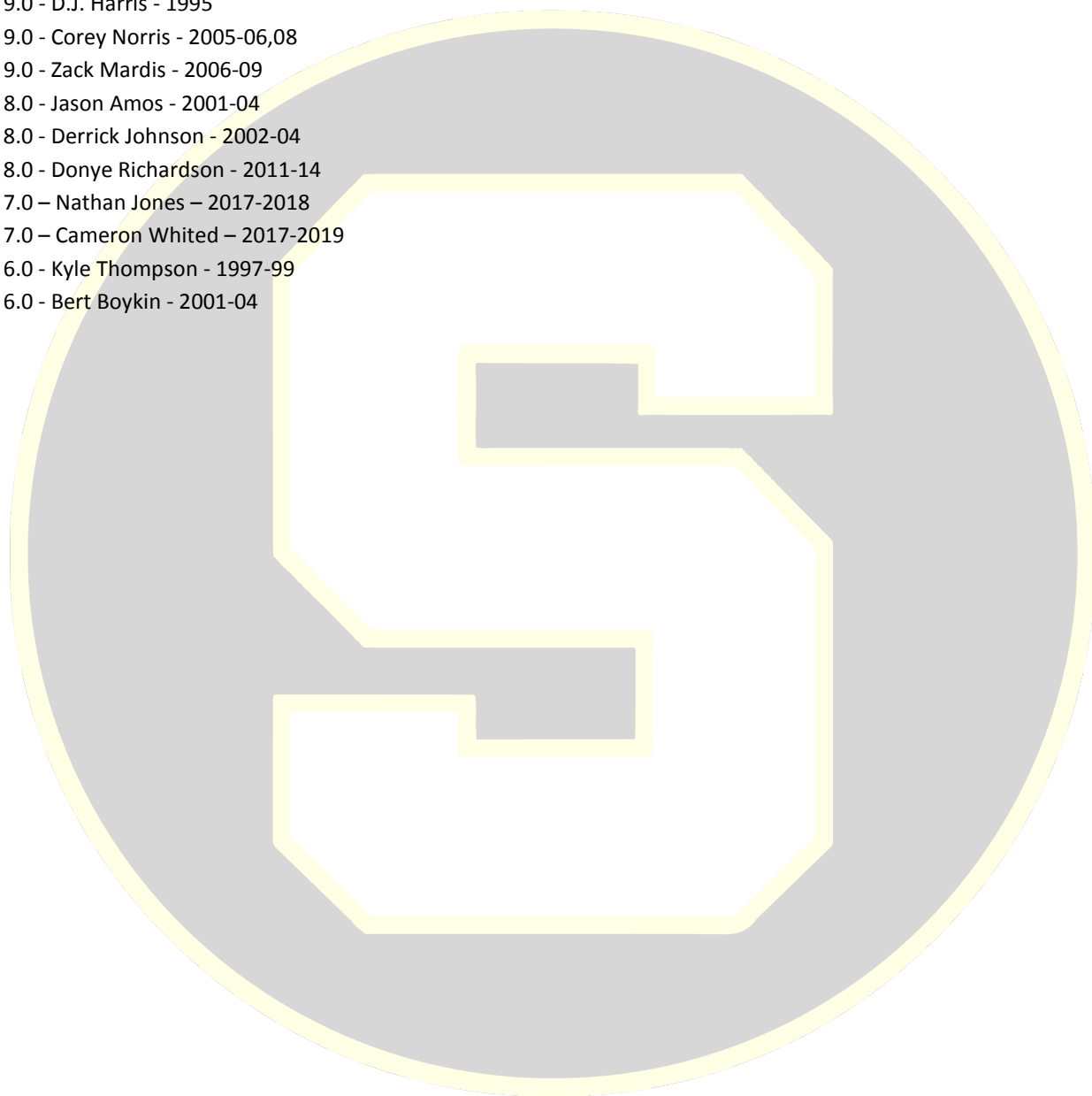
Assisted tackles

196 - Zack Mardis (210-196) - 2006-09
185 - Bo Bradford (122-185) - 2001-04
178 - Madison Estes (194-178) - 2009-12
174 - Jeremy Roden (226-174) - 2001-04
153 - Scott Berry (160-153) - 1999-01
148 - Chad Green (191-148) - 1996-98
138 - Keith Jones (105-138) - 1999-01
137 - Blake Fielder (188-137) - 2005-08
124 - Stephen Jackson (208-124) - 2012-15
117 - Justin Stern (150-117) - 2008-11

Scottsboro Wildcat Football
Individual Career Records

Quarterback sacks

23.0 – Ethan Edmondson – 2014-17
16.0 – A.J. Widgeon – 2017-2019
13.0 - Junior Lyons - 2011-14
13.0 – Nathan Jones – 2017-2019
9.0 - D.J. Harris - 1995
9.0 - Corey Norris - 2005-06,08
9.0 - Zack Mardis - 2006-09
8.0 - Jason Amos - 2001-04
8.0 - Derrick Johnson - 2002-04
8.0 - Donye Richardson - 2011-14
7.0 – Nathan Jones – 2017-2018
7.0 – Cameron Whited – 2017-2019
6.0 - Kyle Thompson - 1997-99
6.0 - Bert Boykin - 2001-04



Scottsboro Wildcat Football
1,000 Yard Rushing Performances

1970 – Barry Talley (1,652 yards) – 9th Game

1988 – Pat McCamey (1,018 yards on 234 carries, 8 TD) – 11th Game

1989 – Pat McCamey (1,115 yards on 214 carries, 9 TD) – 10th Game

1991 – Tracey Wellington (1,214 yards on 185 carries, 12 TD) – 10th Game

1992 – Ryan Whitehead (1,011 yards on 171 carries, 10 TD) – 10th Game

1995 – Corey Wellington (1,268 yards on 155 carries, 17 TD) – 8th Game

1996 – Gary Griffin (1,450 yards on 172 carries, 10 TD) – 9th Game
Corey Wellington (1,384 yards on 172 carries, 23 TD) – 10th Game

1997 – Bryan Stewart (1,617 yards on 206 carries, 21 TD) – 9th Game
Keith Trimew (1,363 yards on 166 carries, 16 TD) – 10th Game

1999 – Jason Utech (1,583 yards on 227 carries, 13 TD) – 6th Game

2000 – Drew McNutt (1,429 yards on 145 carries, 19 TD) – 8th Game
Aliza Fennell (1,143 yards on 163 carries, 10 TD) – 10th Game
Don Webb Jr. (1,103 yards on 136 carries, 14 TD) – 9th Game

2003 – Blake Earl (1,937 yards on 240 carries, 28 TD) – 6th Game

2004 – Blake Earl (1,838 yards on 208 carries, 25 TD) – 8th Game
Garrett Estes (1,153 yards on 205 carries, 14 TD) – 9th Game

2005 – Trent Johnson (1,017 yards on 161 carries, 6 TD) – 10th Game

2006 – Trent Johnson (1,541 yards on 189 carries, 20 TD) – 8th Game
Tyrell McCamey (1,374 yards on 222 carries, 16 TD) – 9th Game

2007 – Trent Johnson (1,194 yards on 159 carries, 13 TD) – 9th Game

2014 – Dekarlos Billingsley (1,778 yards on 302 carries, 21 TD) – 6th Game

2015 – Dekarlos Billingsley (1,062 yards on 171 carries, 11 TD) – 10th Game

2016 – Dekarlos Billingsley (2,109 yards on 240 carries, 34 TD) – 7th Game
Bo Nix – (1,300 yards on 130 carries, 20 TD) – 10th Game

2019 – Jacob Manning (1,596 yards on 293 carries, 22 TD) – 8th Game
Cam Bass (1,400 yards on 253 carries, 13 TD) – 8th Game

Scottsboro Wildcat Football
Individual 100+ Yard Rushing Games

333 – DK Billingsley, 2014 vs. North Jackson	193 – Pat Trammell, 1957 vs. Etowah
300 – Blake Earl, 2004 vs. Arab	193 – Trent Johnson, 2005 vs. North Jackson
282 – Dekarlos Billingsley, 2016 vs. Guntersville	193 – Tyrell McCamey, 2006 vs. Fort Payne
271 – Trent Johnson, 2006 vs. Cullman	193 – Collin Warren, 2012 vs. Columbia
267 – Trent Johnson, 2006 vs. Arab	192 – Barry Talley, 1970 vs. Mountain Brook
259 – Trent Johnson, 2007 vs. Southside	192 – Drew McNutt, 2000 vs. Hartselle
259 – DK Billingsley, 2014 vs. Madison County	192 – Blake Earl, 2001 vs. Hartselle
258 – Crandall Strong, 1998 vs. Sparkman	192 – Bo Nix, 2016 vs. Crossville
253 – Cam Bass, 2019 vs. Arab	191 – Teddy Michaels, 1969 vs. Fort Payne
250 – Blake Earl, 2003 vs. Johnson	191 – Blake Earl, 2004 vs. Butler
244 – Don Webb Jr., 2000 vs. Buckhorn	190 – Wayne Treece, 1961 vs. Emma Sansom
239 – Crandall Strong, 1997 vs. Pinson Valley (PO)	190 – Jason Utech, 1999 vs. North Jackson
238 – Jason Utech, 1999 vs. Southside	190 – Blake Earl, 2004 vs. West End Birmingham (PO)
237 – Bryan Stewart, 1997 vs. Buckhorn	190 – DK Billingsley, 2014 vs. Clay-Chalkville (PO)
236 – Bryan Stewart, 1998 vs. Hazel Green	189 – Gary Griffin, 1996 vs. Emma Sansom
235 – Blake Earl, 2003 vs. Arab	189 – Bryan Stewart, 1997 vs. Guntersville
234 – Aliza Fennell, 2000 vs. Mortimer Jordan	189 – Blake Earl, 2002 vs. Lee Huntsville
232 – Blake Earl, 2004 vs. Lee Huntsville	188 – Walton Bradford, 1997 vs. Buckhorn
231 – Blake Earl, 2003 vs. Hazel Green	188 – Trent Johnson, 2007 vs. Lee Huntsville
230 – Corey Wellington, 1994 vs. Boaz	187 – Corey Wellington, 1996 vs. Fort Payne
228 – Tracey Wellington, 1991 vs. Albertville	187 – Barry Talley, 1970 vs. Decatur (PO)
227 – Barry Talley, 1970 vs. Athens	187 – Jacob Manning, 2019 vs. Guntersville
224 – Jacob Manning, 2019 vs. Madison Academy	184 – Corey Wellington, 1996 vs. Etowah (PO)
222 – Dekarlos Billingsley, 2016 vs. Etowah	183 – Aliza Fennell, 2000 vs. Boaz
221 – Drew McNutt, 2000 vs. Cullman	180 – Blake Earl, 2001 vs. Southside
221 – Jacob Manning, 2019 vs. Arab	179 – Tyrell McCamey, 2007 vs. Guntersville
219 – Jason Utech, 1999 vs. Albertville	179 – DK Billingsley, 2016 vs. Wenonah (PO)
216 – Corey Wellington, 1995 vs. Emma Sansom	178 – Corey Wellington, 1995 vs. Guntersville
204 – Corey Wellington, 1996 vs. Anniston (PO)	176 – Drew McNutt, 1998 vs. Pell City
204 – Dekarlos Billingsley, 2016 vs. Madison County	174 – Robbie Machen, 1979 vs. Sparkman
204 – Dekarlos Billingsley, 2016 vs. Fairfield (PO)	173 – Barry Talley, 1970 vs. Fort Payne
204 – Cam Bass, 2019 vs. Ardmore	173 – Blake Earl, 2003 vs. North Jackson
203 – Tyrell McCamey, 2006 vs. Albertville	173 – Trent Johnson, 2005 vs. Huntsville
202 – Vince Hall, 1980 vs. Albertville	172 – Tyrell McCamey, 2006 vs. Southside
202 – Blake Earl, 2004 vs. Huntsville	171 – Bryan Stewart, 1997 vs. Etowah (PO)
200 – Tracy Wellington, 1991 vs. Grissom	171 – Trent Johnson, 2006 vs. Southside
199 – DK Billingsley, 2014 vs. Lee Huntsville	170 – Don Webb Jr., 2000 vs. Cullman
198 – Ryan Whitehead, 1992 vs. Southside	170 – DK Billingsley, 2014 vs. Dalton GA
198 – Corey Wellington, 1995 vs. Boaz	168 – Donald Whitehead, 1963 vs. Albertville
198 – Gary Griffin, 1996 vs. Fort Payne	168 – Jason Utech, 1999 vs. Johnson
198 – Gary Griffin, 1996 vs. Anniston (PO)	168 – Drew McNutt, 2000 vs. Fort Payne
195 – Jason Utech, 1999 vs. Fort Payne	168 – Jager Livingston, 2004 vs. North Jackson
195 – Garrett Estes, 2004 vs. Huntsville	167 – Tracy Wellington, 1990 vs. Brewer
195 – Blake Earl, 2004 vs. Johnson	165 – Tracy Wellington, 1991 vs. Guntersville
193 – Pat Trammell, 1956 vs. Etowah	164 – Donald Whitehead, 1963 vs. Pell City

Scottsboro Wildcat Football
Individual 100+ Yard Rushing Games

164 – Blake Earl, 2003 vs. Anniston (PO)	144 – Crandall Strong, 1998 vs. Southside
164 – Trent Johnson, 2006 vs. Albertville	144 – Dekarlos Billingsley, 2015 vs. Lee Huntsville
164 – DK Billingsley, 2016 vs. Lawrence County (PO)	142 – Barry Talley, 1970 vs. Decatur
163 – Scott Nicholson, 1978 vs. Guntersville	142 – Crandall Strong, 1997 vs. McAdory (PO)
163 – Robson Copenhaver, 2002 vs. Lee Huntsville	142 – Tommy Cothron, 1972 vs. Emma Sansom
161 – Keith Trimew, 1997 vs. Southside	142 – Blake Earl, 2004 vs. North Jackson
160 – Don Jacobs, 1975 vs. Athens	141 – Jason Utech, 1999 vs. Sparkman
160 – Drew McNutt, 1998 vs. Fort Payne	141 – Blake Earl, 2003 vs. Lee Huntsville
159 – Corey Wellington, 1995 vs. Albertville	141 – Garrett Estes, 2004 vs. Johnson
159 – Dylan McQueen, 2015 vs. North Jackson	140 – Pat McCamey, 1988 vs. North Jackson
158 – Trent Johnson, 2007 vs. Etowah	140 – Gary Griffin, 1996 vs. Etowah (PO)
158 – Carson Hutchins, 2011 vs. Madison County	140 – Vince Hall, 1980 vs. Arab
158 – Dekarlos Billingsley, 2016 vs. Crossville	139 – Cameron Holland, 1993 vs. Plainview
156 – Bryan Stewart, 1997 vs. Anniston (PO)	139 – Cam Bass, 2019 vs. Guntersville
156 – DK Billingsley, 2014 vs. Arab	138 – Drew McNutt, 2000 vs. Mortimer Jordan
154 – Keith Trimew, 1995 vs. Fort Payne	138 – Hatton Metz, 2017 vs. Arab
154 – Trent Johnson, 2005 vs. Arab	137 – Tracy Wellington, 1991 vs. Brewer
153 – Donald Whitehead, 1963 vs. Guntersville	137 – Deuntae Johnson, 2008 vs. Fort Payne
153 – Tracy Wellington, 1991 vs. Southside	136 – Tracy Wellington, 1990 vs. Decatur
153 – Dekarlos Billingsley, 2016 vs. Alexandria	136 – Bryan Stewart, 1998 vs. Johnson
153 – Cam Bass, 2018 vs. Madison County	136 – Jager Livingston, 2003 vs. Lee Huntsville
152 – Pat McCamey, 1989 vs. Arab	136 – Trent Johnson, 2006 vs. Lee Huntsville
152 – Blake Earl, 2003 vs. Butler	136 – Dekarlos Billingsley, 2015 vs. Madison County
152 – Deuntae Johnson, 2008 vs. Southside	135 – Pat McCamey, 1989 vs. Grissom
152 – Khaleem Jones, 2009 vs. Butler	135 – Bob Starkey, 1963 vs. Oneonta
151 – Blake Earl, 2004 vs. Guntersville	135 – Blake Earl, 2001 vs. Mortimer Jordan
151 – Jacob Manning, 2020 vs. Arab	135 – Jacob Manning, 2019 vs. Ardmore
150 – Aliza Fennell, 2000 vs. Southside	134 – Bob Baggett, 1961 vs. Emma Sansom
150 – Garrett Estes, 2004 vs. Boaz	134 – Eric Heard, 2003 vs. Butler
150 – Jacob Manning, 2018 vs. Madison Academy	134 – Travis Thompson, 2005 vs. Lee Huntsville
149 – Vince Hall, 1979 vs. Arab	134 – Dekarlos Billingsley, 2015 vs. Fort Payne
149 – Bryan Stewart, 1998 vs. Guntersville	134 – Jacob Manning, 2019 vs. East Limestone
149 – Jager Livingston, 2003 vs. Guntersville	133 – Ryan Whitehead, 1991 vs. Grissom
149 – Blake Earl, 2003 vs. Buckhorn	133 – Jason Arnold, 1994 vs. Sparkman
149 – Khaleem Jones, 2008 vs. Arab	133 – Corey Wellington, 1996 vs. North Jackson
148 – Tracy Wellington, 1990 vs. Grissom	133 – Garrett Estes, 2003 vs. North Jackson
147 – Ryan Whitehead, 1992 vs. Pisgah	133 – Tyrell McCamey, 2006 vs. Gardendale (PO)
147 – Barry Talley, 1970 vs. Bradshaw	133 – Jacob Manning, 2017 vs. Etowah
146 – Jason Utech, 1999 vs. Hazel Green	132 – Ryan Whitehead, 1992 vs. Grissom
146 – Blake Earl, 2003 vs. Russellville (PO)	132 – Gary Griffin, 1996 vs. Arab
146 – Dekarlos Billingsley, 2016 vs. North Jackson	132 – Deuntae Johnson, 2008 vs. Butler
145 – Pat McCamey, 1989 vs. Lee Huntsville	132 – Bo Nix, 2016 vs. Fairfield (PO)
145 – Jim Brown, 1992 vs. Plainview	132 – Hatton Metz, 2017 vs. Boaz
144 – Gary Griffin, 1995 vs. North Jackson	131 – Gary Griffin, 1996 vs. Hartselle
144 – Ken Lawrence, 1981 vs. Arab	131 – Bryan Stewart, 1998 vs. Albertville

Scottsboro Wildcat Football
Individual 100+ Yard Rushing Games

131 – Jason Utech, 1999 vs. Guntersville	122 – Jacob Manning, 2020 vs. Fort Payne
131 – Don Webb Jr., 1999 vs. Sparkman	121 – Keith Trimew, 1996 vs. Arab
131 – Blake Earl, 2003 vs. Guntersville	121 – Vince Hall, 1980 vs. Fort Payne
131 – Tyrell McCamey, 2007 vs. Cullman	121 – Drew McNutt, 2000 vs. North Jackson
131 – Bo Nix, 2016 vs. Arab	121 – Khaleem Jones, 2009 vs. Albertville
130 – Gary Griffin, 1995 vs. Fort Payne	121 – Dylan McQueen, 2015 vs. Lee Huntsville
130 – Corey Wellington, 1996 vs. Southside	121 – Cam Bass, 2019 vs. Brewer
130 – Howard Parsons, 1933 vs. Stevenson	120 – Gary Griffin, 1996 vs. North Jackson
130 – Jason Utech, 1998 vs. Johnson	120 – Crandall Strong, 1997 vs. Albertville
130 – Carson Hutchins, 2009 vs. Butler	120 – Jeff Jones, 1974 vs. Fort Payne
130 – Dekarlos Billingsley, 2016 vs. Fort Payne	120 – Don Smith, 1983 vs. Fort Payne
129 – Tommy Cothron, 1973 vs. Bradshaw	120 – Alex Gonder, 2002 vs. Hazel Green
129 – Dekarlos Billingsley, 2015 vs. Sparkman	120 – Tyrell McCamey, 2006 vs. Butler
129 – Cam Bass, 2018 vs. Fort Payne	120 – Trent Johnson, 2006 vs. Fort Payne
128 – Bo Nix, 2016 vs. Lawrence County (PO)	120 – Dekarlos Billingsley, 2015 vs. Dalton GA
127 – Pat McCamey, 1988 vs. Decatur	120 – Cam Bass, 2019 vs. Russellville (PO)
127 – Corey Wellington, 1994 vs. Emma Sansom	119 – Keith Trimew, 1996 vs. Fort Payne
127 – Keith Trimew, 1997 vs. Arab	119 – Donald Whitehead, 1963 vs. Moulton
127 – Drew McNutt, 1999 vs. Guntersville	119 – Eric Heard, 2003 vs. Buckhorn
127 – Trent Johnson, 2006 vs. Guntersville	118 – Pat McCamey, 1988 vs. Guntersville
126 – Corey Wellington, 1996 vs. Hartselle	118 – Ryan Whitehead, 1992 vs. Plainview
126 – David Horton, 1977 vs. Sylacauga	118 – Ryan Whitehead, 1992 vs. Arab
126 – Jacob Manning, 2019 vs. Fort Payne	118 – John Linville, 1994 vs. Bob Jones
126 – Cam Bass, 2019 vs. East Limestone	118 – Gary Griffin, 1996 vs. Guntersville
126 – Javaris Branford, 2020 vs. Fort Payne	118 – Blake Earl, 2001 vs. Albertville
125 – Tracy Wellington, 1990 vs. Southside	118 – Garrett Estes, 2004 vs. Buckhorn
125 – Ben Sport, 1995 vs. Arab	118 – Khaleem Jones, 2008 vs. Albertville
125 – Bryan Stewart, 1997 vs. Fort Payne	118 – Collin Warren, 2011 vs. Lee Huntsville
125 – Bryan Stewart, 1997 vs. McAdory (PO)	118 – DK Billingsley, 2014 vs. Brewer
125 – DK Billingsley, 2014 vs. Sparkman	117 – Drew McNutt, 1998 vs. Sparkman
124 – Robert Tucker, 1981 vs. Huntsville	117 – Drew McNutt, 1999 vs. Hazel Green
123 – Jason Utech, 1998 vs. Fort Payne	116 – Gary Griffin, 1995 vs. Plainview
123 – Drew McNutt, 1999 vs. Johnson	116 – Undral Davis, 1987 vs. Arab
123 – Jason Utech, 1999 vs. Buckhorn	116 – Bryan Stewart, 1997 vs. Hartselle
123 – Drew McNutt, 2000 vs. Boaz	116 – Don Jacobs, 1976 vs. Guntersville
123 – Blake Earl, 2001 vs. Fort Payne	116 – Bryan Stewart, 1998 vs. Pell City
123 – Blake Earl, 2002 vs. Huntsville	116 – Garrett Estes, 2003 vs. Anniston (PO)
123 – Tyrell McCamey, 2006 vs. Etowah	116 – Carson Hutchins, 2009 vs. North Jackson
123 – Trent Johnson, 2006 vs. North Jackson	116 – Collin Warren, 2011 vs. Boaz
122 – Keith Trimew, 1996 vs. Buckhorn	115 – Keith Trimew, 1997 vs. Hartselle
122 – Keith Trimew, 1997 vs. Buckhorn	115 – Bob Starkey, 1963 vs. Guntersville
122 – Don Webb Jr., 2000 vs. Fort Payne	115 – Don Smith, 1982 vs. Fort Payne
122 – Don Webb Jr., 2000 vs. Hartselle	115 – Drew McNutt, 2000 vs. Etowah
122 – Garrett Estes, 2004 vs. Guntersville	115 – Blake Earl, 2002 vs. Athens
122 – Tyrell McCamey, 2006 vs. Lee Huntsville	115 – Jager Livingston, 2003 vs. Anniston (PO)

Scottsboro Wildcat Football
Individual 100+ Yard Rushing Games

115 – Garrett Estes, 2003 vs. Hazel Green	104 – Anthony McCamey, 1989 vs. Cullman
115 – Jager Livingston, 2003 vs. Russellville (PO)	104 – Pat McCamey, 1989 vs. Guntersville
115 – Trey Lewis, 2013 vs. Boaz	104 – Mike Weaver, 1987 vs. Cullman
114 – Phil McCullough, 1978 vs. Sparkman	104 – Bryan Stewart, 1997 vs. North Jackson
114 – Keith Jones, 1999 vs. Albertville	104 – Blake Earl, 2002 vs. Johnson
114 – Trent Johnson, 2005 vs. Guntersville	104 – Trey Lewis, 2013 vs. Madison County
114 – Deuntae Johnson, 2008 vs. North Jackson	104 – Jacob Manning, 2018 vs. Brewer
114 – Jacob Manning, 2020 vs. Oxford	103 – Pat McCamey, 1988 vs. Arab
113 – Anthony McCamey, 1989 vs. Grissom	103 – Corey Wellington, 1995 vs. Sparkman
113 – Corey Wellington, 1996 vs. Arab	103 – Keith Trimew, 1997 vs. North Jackson
113 – John Hughes, 1975 vs. Guntersville	103 – Fred Edmondson, 1971 vs. Austin Decatur
113 – Carson Hutchins, 2011 vs. Arab	103 – Ken Lawrence, 1981 vs. Fort Payne
113 – Malik Talley, 2015 vs. Brewer	103 – Garrett Estes, 2004 vs. Butler
113 – Bo Nix, 2016 vs. Douglas	103 – Deuntae Johnson, 2008 vs. Albertville
112 – Zac Nichols, 1995 vs. Sparkman	103 – Zack Mardis, 2009 vs. Albertville
112 – Gary Griffin, 1995 vs. Arab	103 – Dekarlos Billingsley, 2015 vs. North Jackson
112 – Drew McNutt, 2000 vs. Southside	102 – Michael Humphrey, 1990 vs. Brewer
111 – Pat McCamey, 1988 vs. Decatur (PO)	102 – Keith Trimew, 1995 vs. Coffee (PO)
111 – Robert Tucker, 1981 vs. Guntersville	102 – Barry Talley, 1970 vs. Austin Decatur
111 – Trent Johnson, 2007 vs. Arab	102 – Trey Lewis, 2012 vs. Brewer
111 – Jacob Manning, 2017 vs. Madison County	101 – Pat McCamey, 1988 vs. Etowah
111 – Gavin McCrary, 2020 vs. Oneonta	101 – Corey Wellington, 1995 vs. Gordon Lee GA
110 – Tommy Cothron, 1973 vs. Coffee	101 – Jager Livingston, 2003 vs. Butler
110 – Drew McNutt, 1998 vs. Johnson	101 – Deuntae Johnson, 2009 vs. Arab
110 – Trent Johnson, 2005 vs. Butler	101 – Collin Warren, 2011 vs. Albertville
109 – Pat McCamey, 1989 vs. Cullman	101 – Trey Lewis, 2013 vs. Etowah
109 – Michael Baggett, 1994 vs. Pisgah	101 – Gavin McCrary, 2018 vs. Guntersville
109 – Tyrell McCamey, 2007 vs. Etowah	100 – Robert Clemens, 1950 vs. Holt
109 – Khaleem Jones, 2009 vs. Boaz	100 – Bob Starkey, 1963 vs. Fort Payne
109 – Trey Lewis, 2013 vs. Fort Payne	100 – Chris Bell, 1983 vs. Etowah
109 – Jacob Manning, 2019 vs. Center Point (PO)	100 – Don Webb Jr., 2000 vs. Etowah
108 – Pat McCamey, 1988 vs. Albertville	100 – Robson Copenhaver, 2002 vs. Fort Payne
108 – Tracy Wellington, 1991 vs. H.Trussville (PO)	
108 – Corey Wellington, 1994 vs. Sparkman	<u>3 Players, 100+ Yards, Same Game (6)</u>
108 – Jacob Manning, 2019 vs. Russellville (PO)	1996 vs. Fort Payne
107 – Pat McCamey, 1989 vs. North Jackson	Gary Griffin (198), Corey Wellington (187), Keith Trimew (119)
107 – Gary Griffin, 1996 vs. Southside	
107 – Tommy Cothron, 1971 vs. Austin Decatur	
107 – Don Smith, 1982 vs. Albertville	1996 vs. Arab
107 – Deuntae Johnson, 2008 vs. Cherokee County	Gary Griffin (132), Keith Trimew (121), Corey Wellington (113)
106 – Robert Sexton, 1983 vs. Etowah	
106 – Dekarlos Billingsley, 2016 vs. Arab	
105 – Tommy Cothron, 1972 vs. Austin Decatur	1997 vs. Buckhorn
105 – Blake Earl, 2003 vs. Huntsville	Bryan Stewart (237), Walton Bradford (188), Keith Trimew (122)
105 – Zack Mardis, 2009 vs. Fort Payne	

Scottsboro Wildcat Football
Individual 100+ Yard Rushing Games

1998 vs. Johnson
Bryan Stewart (136), Jason Utech (130), Drew
McNutt (110)

2003 vs. Butler
Blake Earl (152), Eric Heard (134), Jager Livingston
(101)

2003 vs. Anniston (PO)
Blake Earl (164), Garrett Estes (116), Jager Livingston
(115)

2 Players, 100+ Yards, Same Game

1961 vs. Emma Sansom
Wayne Treece (190), Bob Baggett (134)

1963 vs. Guntersville
Donald Whitehead (153), Bob Starkey (115)

1971 vs. Austin Decatur
Tommy Cothron (107), Fred Edmondson (103)

1983 vs. Etowah
Robert Sexton (106), Chris Bell (100+)

1989 vs. Grissom
Pat McCamey (135), Anthony McCamey (113)

1989 vs. Cullman
Anthony McCamey (189), Pat McCamey (109)

1990 vs. Brewer
Tracey Wellington (167), Michael Humphrey (102)

1991 vs. Grissom
Tracey Wellington (200), Ryan Whitehead (133)

1992 vs. Plainview
Jim Brown (145), Ryan Whitehead (118)

1994 vs. Sparkman
Jason Arnold (133), Corey Wellington (108)

1995 vs. Sparkman
Zac Nichols (112), Corey Wellington (103)

1995 vs. Fort Payne
Keith Trimew (154), Gary Griffin (130)

1995 vs. Arab
Ben Sport (125), Gary Griffin (112)

1996 vs. Hartselle
Gary Griffin (131), Corey Wellington (126)

1996 vs. Southside
Corey Wellington (130), Gary Griffin (107)

1996 vs. North Jackson
Corey Wellington (133), Gary Griffin (120)

1996 vs. Anniston (Playoffs)
Corey Wellington (204), Gary Griffin (198)

1996 vs. Etowah (Playoffs)
Corey Wellington (184), Gary Griffin (140)

1997 vs. Hartselle
Bryan Stewart (116), Keith Trimew (115)

1997 vs. North Jackson
Bryan Stewart (104), Keith Trimew (103)

1997 vs. McAdory (Playoffs)
Crandall Strong (142), Bryan Stewart (125)

1998 vs. Sparkman
Crandall Strong (258), Drew McNutt (117)

1998 vs. Fort Payne
Drew McNutt (160), Jason Utech (123)

1998 vs. Pell City
Drew McNutt (176), Bryan Stewart (116)

1999 vs. Guntersville
Jason Utech (131), Drew McNutt (127)

1999 vs. Sparkman
Jason Utech (141), Don Webb Jr. (131)

Scottsboro Wildcat Football
Individual 100+ Yard Rushing Games

1999 vs. Hazel Green
Jason Utech (146), Drew McNutt (117)

1999 vs. Johnson
Jason Utech (168), Drew McNutt (123)

1999 vs. Albertville
Jason Utech (219), Keith Jones (114)

2000 vs. Fort Payne
Drew McNutt (168), Don Webb Jr. (122)

2000 vs. Hartselle
Drew McNutt (192), Don Webb Jr. (122)

2000 vs. Mortimer Jordan
Aliza Fennell (234), Drew McNutt (138)

2000 vs. Cullman
Drew McNutt (221), Don Webb Jr. (170)

2000 vs. Etowah
Drew McNutt (115), Don Webb Jr. (100)

2000 vs. Southside Gadsden
Aliza Fennell (150), Drew McNutt (112)

2002 vs. Lee Huntsville
Blake Earl (189), Robson Copenhaver (163)

2003 vs. North Jackson
Blake Earl (137), Garrett Estes (133)

2003 vs. Hazel Green
Blake Earl (231), Garrett Estes (115)

2003 vs. Guntersville
Jager Livingston (149), Blake Earl (131)

2003 vs. Buckhorn
Blake Earl (149), Eric Heard (119)

2003 vs. Lee Huntsville
Blake Earl (141), Jager Livingston (136)

2003 vs. Russellville (Playoffs)
Blake Earl (146), Jager Livingston (115)

2004 vs. Butler
Blake Earl (191), Garrett Estes (103)

2004 vs. Huntsville
Blake Earl (202), Garrett Estes (195)

2004 vs. Guntersville
Blake Earl (151), Garrett Estes (122)

2004 vs. Johnson
Blake Earl (195), Garrett Estes (141)

2004 vs. North Jackson
Jager Livingston (168), Blake Earl (142)

2006 vs. Southside Gadsden
Tyrell McCamey (172), Trent Johnson (171)

2006 vs. Albertville
Tyrell McCamey (203), Trent Johnson (164)

2006 vs. Lee Huntsville
Trent Johnson (136), Tyrell McCamey (122)

2006 vs. Fort Payne
Tyrell McCamey (193), Trent Johnson (120)

2007 vs. Etowah
Trent Johnson (158), Tyrell McCamey (109)

2008 vs. Albertville
Khaleem Jones (118), Deuntae Johnson (103)

2009 vs. Butler
Khaleem Jones (152), Carson Hutchins (130)

2009 vs. Albertville
Khaleem Jones (121), Zack Mardis (103)

2015 vs. Lee Huntsville
Dekarlos Billingsley (144), Dylan McQueen (121)

Scottsboro Wildcat Football
Individual 100+ Yard Rushing Games

2015 vs. North Jackson
Dylan McQueen (159), Dekarlos Billingsley (103)

2016 vs. Crossville
Bo Nix (192), Dekarlos Billingsley (158)

2016 vs. Arab
Bo Nix (131), Dekarlos Billingsley (106)

2016 vs. Madison County
Dekarlos Billingsley (204), Bo Nix (155)

2016 vs. Lawrence County (Playoffs)
Dekarlos Billingsley (164), Bo Nix (128)

2016 vs. Fairfield (Playoffs)
Dekarlos Billingsley (204), Bo Nix (132)

2019 vs. Ardmore
Cam Bass (204), Jacobs Manning (135)

2019 vs. Guntersville
Jacob Manning (187), Cam Bass (139)

2019 vs. East Limestone
Jacob Manning (134), Cam Bass (126)

2019 vs. Arab
Jacob Manning (224), Cam Bass (253)

2019 vs. Russellville (Playoffs)
Cam Bass (120), Jacob Manning (108)

2020 vs. Fort Payne
Javaris Branford (126), Jacob Manning (122)

Two Players with 200+ Yards Rushing, Same Game
2019 vs. Arab – Cam Bass (253), Jacob Manning (224)

Two Players with 100+ Yards Rushing, QB with 100+ Yards Passing, Same Game
1989 vs. Cullman – Anthony McCamey 131 passing;
Pat McCamey 109 rushing; Anthony McCamey 104 rushing

1990 vs. Brewer – Forest Harrington 156 passing;
Tracey Wellington 167 rushing; Michael Humphrey 102 rushing

1992 vs. Plainview – Cameron Holland 122 passing;
Jim Brown 145 rushing; Ryan Whitehead 118 rushing

1996 vs. Southside – Keith Trimew 108 passing;
Corey Wellington 130 rushing; Gary Griffin 107 rushing

2004 vs. Guntersville – Jager Livingston 128 passing;
Blake Earl 153 rushing; Garrett Estes 122 rushing

2015 vs. North Jackson – Bo Nix 135 passing; Dylan McQueen 159 rushing; DK Billingsley 103 rushing

2016 vs. Crossville – Bo Nix 106 passing;
Dekarlos Billingsley 158 rushing; Bo Nix 192 rushing

2016 vs. Arab – Bo Nix 207 passing;
Dekarlos Billingsley 106 rushing; Bo Nix 131 rushing

2016 vs. Madison County – Bo Nix 102 passing;
Dekarlos Billingsley 204 rushing; Bo Nix 155 rushing

2016 vs. Lawrence County – Bo Nix 138 passing;
Dekarlos Billingsley 164 rushing; Bo Nix 128 rushing

Most Games, 100+ Yards, Single-Season

11 – Blake Earl, 2003
11 – Dekarlos Billingsley, 2014, 2016
9 – Jason Utech, 1999
9 – Jacob Manning, 2019
8 – Bryan Stewart, 1997
8 – Drew McNutt, 2000
8 – Blake Earl, 2004
8 – Trent Johnson, 2006
7 – Barry Talley, 1970
7 – Pat McCamey, 1988
7 – Corey Wellington, 1996
7 – Gary Griffin, 1996
6 – Pat McCamey, 1989
6 – Keith Trimew, 1997
6 – Garrett Estes, 2004
6 – Dekarlos Billingsley, 2015

Scottsboro Wildcat Football
Individual 100+ Yard Rushing Games

6 – Bo Nix, 2016
6 – Cam Bass, 2019

Most Games, 200+ Yards, Single-Season

4 – Dekarlos Billingsley, 2016
3 – Blake Earl, 2003 and 2004
2 – Tracey Wellington, 1991
2 – Jason Utech, 1999
2 – Trent Johnson, 2006
2 – Jacob Manning, 2019
2 – Cam Bass, 2019
1 – Corey Wellington, 1994, 1995, 1996
1 – Dekarlos Billingsley, 2014
1 – Jacob Manning, 2018

Most Games, 300+ Yards, Single-Season

1 – Blake Earl, 2004 (300 yards)
1 – Dekarlos Billingsley, 2014 (333 yards)

Most Games, 100+ Yards, Career

28 – Blake Earl, 2000-2004
27 – Dekarlos Billingsley, 2012-2016
19 – Corey Wellington, 1994-1996
17 – Trent Johnson, 2004-2007
15 – Bryan Stewart, 1996-1997
15 – Drew McNutt, 1998-2000
15 – Jacob Manning, 2016-2020
13 – Pat McCamey, 1988-1999
12 – Tracey Wellington, 1990-1991
11 – Gary Griffin, 1995-1996
10 – Keith Trimew, 1996-1997
10 – Tyrell McCamey, 2005-2007

Most Games, 200+ Yards, Career

6 – Blake Earl, 2000-2004
5 – Dekarlos Billingsley, 2012-2016
3 – Corey Wellington, 1994-1996
3 – Trent Johnson, 2004-2007
3 – Jacob Manning, 2016-2020
2 – Tracey Wellington, 1990-1991
2 – Bryan Stewart, 1996-1997
2 – Jason Utech, 1999

Most Games, 300+ Yards, Career

1 – Blake Earl, 2000-2004
1 – Dekarlos Billingsley, 2012-Present

Most Consecutive Games, 100+ Rushing Yards

10 – Blake Earl, Last Game 2002 – First 9 games 2003
9 – Jason Utech, 1999
9 – Blake Earl, 2003
6 – Trent Johnson, 2006

Most Consecutive Games, 200+ Rushing Yards

2 – Tracey Wellington, 1991 (200 vs. Grissom, 228 vs. Albertville)

2 – Blake Earl, 2003 (250 vs. Johnson, 231 vs. Hazel Green)

2 – Dekarlos Billingsley, 2016 (222 vs. Etowah, 204 vs. Madison County)


2 – Jacob Manning, 2019 (221 vs. Arab, 224 vs. Madison Academy)

Most Consecutive Games, Rushing Touchdown

18 – Blake Earl, 2002-2004
13 – Dekarlos Billingsley, 2016
11 – Barry Talley, 1970
11 – Drew McNutt, 2000
10 – Keith Trimew, 1997
10 – Trey Lewis, 2013
9 – Bryan Stewart, 1997
8 – Tracey Wellington, 1991
8 – Tyrell McCamey, 2006-2007
7 – Williamson, 1965
7 – Trent Johnson, 2006
6 – Bob Baggett, 1961
6 – Donald Whitehead, 1963
6 – David Horton, 1976
6 – Jason Utech, 1999
6 – Blake Earl, 2001
6 – Dekarlos Billingsley, 2014 (First 6 Games)
6 – Dekarlos Billingsley, 2014-2015
5 – Wayne Treece, 1961
5 – Drew McNutt, 1999
5 – Tyrell McCamey, 2007

Scottsboro Wildcat Football
Individual 100+ Yard Rushing Games

- 5 – Jacob Manning, 2019 (Twice)
- 5 – Jacob Manning, 2020
- 4 – Teddy Michaels, 1968
- 4 – Vince Hall, 1980
- 4 – Corey Wellington, 1994
- 4 – Corey Wellington, 1996 (Twice)
- 4 – Aliza Fennell, 2000
- 4 – Don Webb Jr., 2000
- 4 – Jager Livingston, 2003
- 4 – Garrett Estes, 2004 (Twice)
- 4 – Trent Johnson, 2007
- 4 – Dekarlos Billingsley, 2014 (Last 4 Games)



Scottsboro Wildcat Football
Success with 100+ Yard Rushing Performance

<u>Season</u>	<u>With</u>	<u>Without</u>	<u>Season</u>	<u>With</u>	<u>Without</u>
1987	2-0	2-8			
1988	2-5	0-4			
1989	6-0	2-4			
1990	4-1	1-5			
1991	5-2	0-4			
1992	4-0	1-5			
1993	1-0	1-8			
1994	4-0	2-6			
1995	11-0	0-1			
1996	9-1# (10-0)	1-1			
1997	10-2	0-1			
1998	3-5	0-2			
1999	7-2	0-1			
2000	7-3	1-0			
2001	1-4	0-5			
2002	2-4	2-3			
2003	8-3	0-1			
2004	9-1	1-1			
2005	0-6	0-4			
2006	5-6	No Games			
2007	5-1	1-4			
2008	5-2	0-4			
2009	1-5	0-4			
2010	No Games	1-9			
2011	2-3	0-5			
2012	2-0	0-8			
2013	3-1	4-3			
2014	3-5	1-2			
2015	3-4	2-2			
2016	12-1	No Games			
2017	3-1	2-4			
2018	3-3	1-3			
2019	8-2	1-1			
# 2020	1-3	1-3			

- On-field loss was overturned by AHSAA due to ineligible player for North Jackson.

2020 season was 8 on-field games and 2 Covid-19 forfeit losses.

Scottsboro Wildcat Football
100+ Yards Passing Performances

291 – Anthony McCamey, 1987 vs. Grissom	139 – Barry Chandler, 1979 vs. Guntersville
291 – Bo Nix, 2015 vs. Southside Gadsden	138 – Bo Nix, 2016 vs. Lawrence County (PO)
291 – Hatton Metz, 2017 vs. Crossville	137 – Gannon Reyes, 2018 vs. East Limestone
281 – Bo Nix, 2016 vs. Fort Payne	136 – Keith Trimew, 1997 vs. Southside
271 – Bo Nix, 2015 vs. Sparkman	135 – Bo Nix, 2015 vs. North Jackson
247 – Robert Dawson, 1963 vs. Arab	134 – Barry Chandler, 1980 vs. Johnson
247 – Don Jacobs, 1975 vs. Athens	134 – Gavin McCrary, 2020 vs. Southside
246 – Bo Nix, 2014 vs. Arab	131 – Anthony McCamey, 1989 vs. Cullman
238 – Bo Nix, 2016 vs. Etowah	129 – Jager Livingston, 2004 vs. Athens
235 – Anthony McCamey, 1989 vs. Etowah	128 – Barry Chandler, 1980 vs. Guntersville
231 – Anthony McCamey, 1988 vs. Lee	128 – Jager Livingston, 2004 vs. Guntersville
229 – Jacob Manning, 2020 vs. Fort Payne	127 – Forrest Harrington, 1990 vs. Southside
221 – Tanner Woodall, 2015 vs. Brewer	126 – Trey Lewis, 2012 vs. Buckhorn
215 – Pat Trammell, 1955 vs. Oneonta	123 – Don Jacobs, 1975 vs. Fort Payne
219 – Justin Whitehead, 2014 vs. Brewer	123 – Trey Lewis, 2012 vs. Brewer
211 – Eric Underwood, 1984 vs. Albertville	123 – Trey Lewis, 2013 vs. Fort Payne
207 – Bo Nix, 2016 vs. Arab	122 – Cameron Holland, 1992 vs. Plainview
205 – Kent Latham, 1994 vs. Fort Payne	121 – Barry Chandler, 1980 vs. Arab
191 – Trey Lewis, 2012 vs. Arab	120 – Eric Underwood, 1984 vs. Southside
191 – Bo Nix, 2016 vs. Boaz	120 – Bo Nix, 2014 vs. Fort Payne
186 – Bo Nix, 2014 vs. Clay-Chalkville (PO)	120 – Forrest Harrington, 1990 vs. H-Trussville (PO)
185 – Gannon Reyes, 2018 vs. Fort Payne	120 – Hatton Metz, 2017 vs. Alexandria
180 – Paul Holland, 1968 vs. Fort Payne	117 – Bob Baggett, 1961 vs. Huntsville
180 – Patrick Barnes, 1991 vs. Lee Huntsville	117 – Drew McNutt, 1997 vs. Buckhorn
180 – Trey Lewis, 2013 vs. North Jackson	114 – Drew McNutt, 1998 vs. Hazel Green
176 – Kent Latham, 1994 vs. Homewood (PO)	114 – Robson Copenhaver, 2002 vs. Buckhorn
174 – Trey Lewis, 2011 vs. Madison County	114 – Josh White, 2005 vs. Arab
174 – Bo Nix, 2015 vs. Arab	114 – Bo Nix, 2015 vs. Fort Payne
172 – Bo Nix, 2016 vs. Alexandria	113 – Eric Underwood, 1985 vs. Decatur
170 – Justin Whitehead, 2014 vs. Sparkman	113 – Anthony McCamey, 1988 vs. Grissom
170 – Bo Nix, 2015 vs. Madison County	112 – Anthony McCamey, 1989 vs. Fort Payne
164 – Anthony McCamey, 1989 vs. Arab	112 – Anthony McCamey, 1989 vs. Decatur (PO)
156 – Forrest Harrington, 1990 vs. Brewer	111 – Gavin McCrary, 2020 vs. Oneonta
153 – Kent Latham, 1993 vs. Arab	109 – Eric Underwood, 1984 vs. Cullman
152 – Trey Lewis, 2012 vs. Columbia	109 – Justin Whitehead, 2014 vs. Dalton GA
151 – Justin Whitehead, 2014 vs. Albertville	109 – Bo Nix, 2014 vs. Southside Gadsden
148 – Barry Chandler, 1979 vs. Decatur	109 – Forrest Harrington, 1990 vs. Guntersville
148 – Eric Underwood, 1985 vs. Southside	108 – Keith Trimew, 1996 vs. Southside Gadsden
148 – Kent Latham, 1994 vs. Albertville	106 – Drew McNutt, 2000 vs. Anniston
148 – Gannon Reyes, 2017 vs. Madison County	106 – Bo Nix, 2016 vs. Crossville
146 – Trey Lewis, 2011 vs. North Jackson	105 – Kent Latham, 1993 vs. Guntersville
146 – Gannon Reyes, 2018 vs. Ardmore	104 – Forrest Harrington, 1990 vs. Lee Huntsville
144 – Cameron Holland, 1992 vs. Albertville	104 – Kent Latham, 1993 vs. Southside Gadsden
143 – Anthony McCamey, 1989 vs. Decatur	103 – Don Jacobs, 1974 vs. Arab
142 – Jacob Manning, 2020 vs. Springville	103 – Anthony McCamey, 1987 vs. Cullman

Scottsboro Wildcat Football
100+ Yards Passing Performances

103 – Patrick Barnes, 1991 vs. Southside Gadsden
102 – Blake Livengood, 1987 vs. Arab
102 – Jay Benson, 2008 vs. Cherokee County
102 – Anthony McCamey, 1988 vs. Decatur (PO)
102 – Bo Nix, 2016 vs. Madison County
101 – Don Jacobs, 1974 vs. Guntersville
100 – Eric Underwood, 1985 vs. Jacksonville
101 – Trey Lewis, 2011 vs. Albertville
100 – Eddie Southeard, 1971 vs. Emma Sansom

Most Games, 100+ Yards, Single-Season

8 – Bo Nix, 2016
6 – Anthony McCamey, 1989
6 – Bo Nix, 2015
4 – Trey Lewis, 2012
4 – Justin Whitehead, 2014
4 – Bo Nix, 2014
3 – Trey Lewis, 2011
3 – Gannon Reyes, 2018

Most Games, 200+ Yards, Single-Season

3 – Bo Nix, 2016
2 – Bo Nix, 2015
1 – by 8 Players (3 times by Anthony McCamey)

Most Games, 100+ Yards, Career

18 – Bo Nix, 2014-2016
11 – Anthony McCamey, 1987-1989
9 – Trey Lewis, 2011-2013
6 – Kent Latham, 1993-1994
6 – Eric Underwood, 1984-1985

Most Games, 200+ Yards, Career

6 – Bo Nix, 2014-2016
3 – Anthony McCamey, 1987-1989
1 – by 7 other players (Last time 2014, twice)

Most Consecutive 100+ Yard Games, Season

6 – Bo Nix, 2016
5 – Bo Nix, 2015
4 – Justin Whitehead, 2014
3 – Anthony McCamey, 1989
3 – Bo Nix, 2014

Most Consecutive Games, Passing Touchdown

6 – Eric Underwood, 1985
6 – Bo Nix, 2015
5 – Don Jacobs, 1975
5 – Barry Chandler, 1979
5 – Anthony McCamey, 1988, 1989
5 – Bo Nix, 2016
4 – Hershel Evans, 1964
4 – Eric Underwood, 1984
4 – Anthony McCamey, 1989
4 – Robson Copenhaver, 2002
4 – Trey Lewis, 2012, 2013

Passing/Rushing for TD, Same Game

Ed Brannum, 1933 vs. Gaylesville
Charles Simmons, 1935 vs. Gurley
Pat Trammell, 1955 vs. Valley Head
Pat Trammell, 1955 vs. Bridgeport
Pat Trammell, 1955 vs. Sylvania
Pat Trammell, 1956 vs. Stevenson
Pat Trammell, 1956 vs. Fort Payne
Pat Trammell, 1956 vs. Bridgeport
Robert Dawson, 1960 vs. Guntersville
Bob Baggett, 1961 vs. Fort Payne
Bob Baggett, 1961 vs. Huntsville
Robert Dawson, 1962 vs. Guntersville
Robert Dawson, 1963 vs. Arab
Robert Dawson, 1963 vs. Oneonta
Robert Dawson, 1963 vs. Pell City
Hershel Evans, 1964 vs. Childersburg
Bob Yates, 1970 vs. Austin
Bob Yates, 1970 vs. Albertville
Bob Yates, 1970 vs. Decatur
Eddie Southeard, 1971 vs. Emma Sansom
Don Jacobs, 1974 vs. Decatur
Don Jacobs, 1974 vs. Guntersville
Don Jacobs, 1975 vs. Centre
Don Jacobs, 1975 vs. Arab
Don Jacobs, 1975 vs. Athens
Don Jacobs, 1975 vs. Boaz
Don Jacobs, 1976 vs. Lee Huntsville
Don Jacobs, 1976 vs. Glencoe
Don Jacobs, 1976 vs. Sparkman
Brett Johnson, 1978 vs. Sparkman
Brett Johnson, 1978 vs. Decatur

Scottsboro Wildcat Football
100+ Yards Passing Performances

Vince Hall, 1980 vs. Grissom
 Barry Chandler, 1980 vs. Johnson
 Tony Stanfield, 1981 vs. Fort Payne
 Jeff Tiffin, 1982 vs. Johnson
 Don Smith, 1982 vs. Decatur
 Brad Allen, 1986 vs. Albertville
 Pat McCamey, 1988 vs. Decatur (PO)
 Anthony McCamey, 1989 vs. Fort Payne
 Anthony McCamey, 1989 vs. Grissom
 Anthony McCamey, 1989 vs. Albertville
 Anthony McCamey, 1989 vs. Cullman
 Anthony McCamey, 1989 vs. Arab
 Keith Trimew, 1995 vs. Plainview
 Keith Trimew, 1996 vs. Fort Payne
 Keith Trimew, 1997 vs. Pinson Valley (PO)
 Drew McNutt, 1998 vs. Hazel Green
 Drew McNutt, 1998 vs. North Jackson
 Drew McNutt, 1999 vs. Guntersville
 Drew McNutt, 1999 vs. Hazel Green
 Drew McNutt, 1999 vs. Johnson
 Drew McNutt, 2000 vs. Hartselle
 Drew McNutt, 2000 vs. Anniston
 Drew McNutt, 2000 vs. Mortimer Jordan
 Drew McNutt, 2000 vs. Anniston (PO)
 Robson Copenhaver, 2002 vs. Buckhorn
 Robson Copenhaver, 2002 vs. Lee
 Robson Copenhaver, 2002 vs. Fort Payne
 Jager Livingston, 2003 vs. Hazel Green
 Jager Livingston, 2004 vs. Guntersville
 Jager Livingston, 2004 vs. West End
 Jager Livingston, 2004 vs. Athens
 Josh White, 2005 vs. Arab
 Josh White, 2005 vs. Johnson
 Josh White, 2007 vs. Butler
 Deuntae Johnson, 2008 vs. Albertville
 Trey Lewis, 2011 vs. Madison County
 Trey Lewis, 2012 vs. Arab
 Trey Lewis, 2012 vs. Brewer
 Trey Lewis, 2012 vs. Columbia
 Trey Lewis, 2013 vs. Boaz
 Trey Lewis, 2013 vs. North Jackson
 Trey Lewis, 2013 vs. Brewer
 Trey Lewis, 2013 vs. Columbia
 Trey Lewis, 2013 vs. Fort Payne
 Trey Lewis, 2013 vs. Madison County

Justin Whitehead, 2014 vs. Sparkman
 Justin Whitehead, 2014 vs. Albertville
 Bo Nix, 2015 vs. Madison County
 Bo Nix, 2016 vs. Fort Payne
 Bo Nix, 2016 vs. Crossville
 Bo Nix, 2016 vs. Douglas
 Bo Nix, 2016 vs. Alexandria
 Bo Nix, 2016 vs. Arab
 Bo Nix, 2016 vs. Boaz
 Bo Nix, 2016 vs. Etowah
 Bo Nix, 2016 vs. Madison County
 Bo Nix, 2016 vs. Fairfield (PO)
 Hatton Metz, 2017 vs. North Jackson
 Hatton Metz, 2017 vs. Boaz
 Jacob Manning, 2020 vs. Springville
 Jacob Manning, 2020 vs. Fort Payne
 Gavin McCrary, 2020 vs. Oneonta

Players to Rush, Catch, Pass for TD, Same Season

Owen Selby, 1936
 Thomas, 1936 (also Int. Return)
 Robert Hester, 1966 (also KO Return, Int. Return)
 Eddie Southeard, 1971 (also Int. Return)
 Vince Hall, 1980
 Pat McCamey, 1988
 Dylan McQueen, 2015 vs. Lee (same game)

Players with 100+ Receiving/Rushing, Same Game

Malik Talley, 2015 vs. Brewer
 Jacob Manning, 2017 vs. Madison County

Rusher, Passer, Receiver with 100+ Same Game

8/28/2015 vs. Sparkman
 Bo Nix, 271 yards passing
 DK Billingsley, 129 yards rushing
 Malik Talley, 175 yards receiving
 9/4/2015 vs. Brewer
 Tanner Woodall, 221 yards passing
 Malik Talley, 113 yards rushing
 Malik Talley, 105 yards receiving
 8/26/2016 vs. Fort Payne
 Bo Nix, 281 yards passing
 DK Billingsley, 130 yards rushing
 Austin Freeman, 130 yards receiving

Scottsboro Wildcat Football
100+ Yards Passing Performances

9/30/2016 vs. Alexandria
Bo Nix, 172 yards passing
DK Billingsley, 153 yards rushing
Austin Freeman, 134 yards receiving

11/3/2017 vs. Madison County
Gannon Reyes, 148 yards passing
Jacob Manning, 111 yards rushing
Jacob Manning, 139 yards receiving

Bo Nix, 2016 vs. Lawrence County
128 yards rushing on 15 carries; 138 passing, 10 of 20 with no interceptions

Jacob Manning, 2020 vs. Fort Payne
122 yards rushing on 27 carries; 229 passing, 14 of 19 with no interceptions

Gavin McCrary, 2020 vs. Oneonta
111 yards rushing on 14 carries; 111 passing, 7 of 13 with 1 interception

Freshman to Start at QB for JCHS/SHS Wildcats

1954 – Pat Trammell (Lost)
9/4/2009 – Blake Smith vs. Arab (Lost)
2015 – Bo Nix (Lost) / *2014 vs. Fort Payne (Lost)
11/3/2017 – Gannon Reyes vs. Madison Co. (Won)
*Started his first varsity game as 8th grader in 2014

QB to Rush/Pass for 100 yards, same game

Anthony McCamey, 1989 vs. Cullman
104 yards rushing on 12 carries; 131 passing, 4 of 10 with no interceptions

Keith Trimew, 1997 vs. Southside
161 yards rushing on 11 carries; 136 passing, 4 of 4 with no interceptions

Trey Lewis, 2012 vs. Brewer
102 yards rushing on 9 carries; 123 passing, 8 of 13 with no interceptions

Trey Lewis, 2013 vs. Fort Payne
109 yards rushing on 31 carries; 123 passing, 5 of 13 with no interceptions


Bo Nix, 2016 vs. Crossville
192 yards rushing on 9 carries; 106 passing, 5 of 10 with no interceptions

Bo Nix, 2016 vs. Arab
131 yards rushing on 10 carries; 207 passing, 9 of 20 with no interceptions

Bo Nix, 2016 vs. Madison County
155 yards rushing on 13 carries; 102 passing, 7 of 11 with no interceptions

Scottsboro Wildcat Football
QB Rushing/Passing 100 yards, Same Game

1989 – Anthony McCamey vs. Cullman (104 rushing on 12 carries; 131 passing, 4 of 10, 0 interceptions)
1997 – Keith Trimew vs. Southside (161 rushing on 11 carries; 136 passing, 4 of 4, 0 interceptions)
2012 – Trey Lewis vs. Brewer (102 rushing on 9 carries; 123 passing, 8 of 13, 0 interceptions)
2013 – Trey Lewis vs. Fort Payne (109 rushing on 31 carries; 123 passing, 5 of 13, 0 interceptions)
2016 – Bo Nix vs. Crossville (192 rushing on 9 carries; 106 passing, 5 of 10, 0 interceptions)
2016 – Bo Nix vs. Arab (131 rushing on 10 carries; 207 passing, 9 of 20, 0 interceptions)
2016 – Bo Nix vs. Madison County (155 rushing on 13 carries; 102 passing, 7 of 11, 0 interceptions)
2016 – Bo Nix vs. Lawrence County (128 rushing on 15 carries; 138 passing, 10 of 20, 0 interceptions)
2020 – Jacob Manning vs. Fort Payne (122 rushing on 27 carries; 229 passing, 14 of 19, 0 interceptions)
2020 – Gavin McCrary vs. Oneonta (111 rushing on 14 carries; 111 passing, 7 of 13, 1 interception)



Scottsboro Wildcat Football
Year-by-Year Statistics

Year	Team	1st D	Rush	Pass	Total Yards	Punt	Fum.	Penalty	Points
1965	Scottsboro Opponents	108	2,223	482	2,705	NA	NA	NA	267
		66	828	717	1,545	NA	NA	NA	58
1968	Scottsboro Opponents	114	1,843	804	2,647	31-29	9	408	209
		97	1,093	714	1,807	39-30	9	326	106
1969	Scottsboro Opponents	86	1,787	137	1,924	39-31	10	435	147
		60	962	290	1,252	36-32	12	258	85
1970	Scottsboro Opponents	128	2,708	471	3,179	33-28	7	448	253
		115	1,711	776	2,487	36-31	13	287	144
1971	Scottsboro Opponents	61	1,131	331	1,462	40-34	5	205	105
		88	1,247	574	1,821	30-37	8	315	195
1972	Scottsboro Opponents	53	1,252	296	1,548	38-37	19	482	83
		114	1,708	488	2,196	30-31	15	419	156
1973	Scottsboro Opponents	72	1,272	337	1,609	54-30	11	51-474	118
		102	2,143	432	2,575	27-33	17	44-409	216
1974	Scottsboro Opponents	102	1,503	678	2,181	35-34	18	45-430	173
		109	1,314	630	1,944	38-35	16	44-401	122
1975	Scottsboro Opponents	110	1,560	762	2,322	NA	19	36-294	140
		95	1,873	438	2,311	NA	8	54-567	176
1976	Scottsboro Opponents	124	2,191	587	2,778	NA	14	59-473	268
		98	1,432	429	1,861	NA	16	44-415	143
1977	Scottsboro Opponents	99	1,696	474	2,170	28-34	19	60-461	131
		90	1,684	687	2,371	36-31	12	59-474	163
1978	No Team Statistics are available through newspaper research.								
1979	Scottsboro Opponents	78	1,080	724	1,804	34-39	14	52-392	109
		105	1,545	504	2,049	34-35	10	57-529	208
1980	Scottsboro Opponents	132	1,926	696	2,622	51-43	17	62-566	195
		162	1,603	1,269	2,872	56-33	20	48-479	155
1981	Scottsboro Opponents	117	1,571	579	2,150	40-36	6	33-335	99
		98	1,058	736	1,794	32-37	8	26-247	100
1982	Scottsboro (8) Opponents (8)	80	1,071	810	1,881	NA	NA	33-332	134
		91	1,357	608	1,965	NA	NA	29-240	193
1983	Scottsboro Opponents	143	1,836	429	2,265	33-34	10	42-416	159
		91	1,287	685	1,972	43-33	7	48-441	158
1984	Consistent Team Statistics are not available through research.								
1985	Consistent Team Statistics are not available through research.								
1986	Consistent Team Statistics are not available through research.								
1987	Scottsboro Opponents	105	1,082	931	2,013	56-38	14	71-180	124
		112	1,788	1,116	2,904	NA	17	68-616	226
1988	Scottsboro Opponents	145	1,447	997	607-2444	47-33.3	15	62-611	125
		118	2,364	973	509-3337	36-32.8	16	74-722	252
1989	Scottsboro Opponents	141	2,193	1,341	618-3534	37-33.4	15	80-598	313
		121	1,671	836	597-2507	50-32.3	11	86-702	208
1990	Scottsboro Opponents	130	1,716	972	502-2688	44-33.9	6	80-824	164
		158	2,121	540	600-2661	41-36.0	9	66-580	199
1991	Scottsboro Opponents	128	2,146	806	563-2952	39-36.4	9	79-806	194
		141	2,357	657	591-3014	39-37.0	11	64-546	209
1992	Scottsboro Opponents	92	1,656	756	450-2412	43-36.1	8	65-627	150
		104	1,930	635	383-2565	41-35.2	15	72-688	151

Scottsboro Wildcat Football
Year-by-Year Statistics

Year	Teams	1 st D	Rush	Pass	Total	Punts	Fum	Penalty	Points
1993	Scottsboro Opponents	105	1,376	680	493-2056	42-32.9	18	53-529	83
		107	1,574	486	481-2060	36-38.2	8	69-634	190
1994	Scottsboro Opponents	146	2,431	1,000	563-3431	40-32.3	19	56-724	230
		167	2,489	922	678-3411	39-32.7	15	73-602	213
1995	Scottsboro Opponents	176	3,744	511	608-4255	21-30.7	17	89-884	315
		177	2,462	943	673-3405	35-32.1	11	66-619	189
1996	Scottsboro Opponents	206	4,109	602	609-4711	21-24.7	20	72-711	365
		177	1,814	1,486	651-3300	40-30.9	14	49-492	205
1997	Scottsboro Opponents	216	4,431	450	700-4881	25-32.04	24	90-768	374
		190	2,306	1,081	718-3387	41-35.2	18	59-491	204
1998	Scottsboro Opponents	170	3,088	460	595-3548	23-37.3	34	56-529	253
		136	2,082	1,099	487-3181	32-34.4	18	67-608	303
1999	Scottsboro Opponents	163	3,320	227	558-3547	28-35.6	17	81-763	277
		151	1,884	951	567-2835	33-33.9	12	67-533	239
2000	Scottsboro Opponents	166	3959	325	558-4284	24-30	33-18	85-747	397
		163	2220	1321	626-3541	37-31	25-11	84-690	271
2001	Scottsboro Opponents	95	1979	333	489-2312	38-32	54-27	65-601	129
		148	2363	865	533-3228	29-32	23-13	72-619	272
2002	Scottsboro Opponents	147	2662	610	564-3272	26-35	50-28	70-665	237
		169	2915	713	584-3628	31-31	20-12	77-715	290
2003	Scottsboro Opponents	210	4282	275	673-4557	25-38	36-18	66-668	363
		162	2578	1122	596-3700	40-31	23-15	93-809	266
2004	Scottsboro Opponents	205	4231	461	695-4692	23-36	17-9	73-720	419
		171	1558	1970	627-3528	43-33	25-16	97-718	230
2005	Scottsboro Opponents	114	2220	341	538-2561	24-32	37-21	54-444	150
		136	1950	1144	459-3094	27-30	22-10	65-528	285
2006	Scottsboro Opponents	161	3557	375	592-3932	26-31	25-16	76-686	330
		100	2125	1207	523-3332	31-31	23-11	62-442	319
2007	Scottsboro Opponents	153	2918	339	548-3257	30-34	34-20	73-652	239
		151	1480	1506	557-2986	35-33	22-9	77-655	245
2008	Scottsboro Opponents	147	2438	488	566-2926	33-37	31-20	71-652	215
		144	1551	1143	545-2694	39-32	24-11	87-733	243
2009	Scottsboro Opponents	109	1745	381	498-2126	31-28	32-17	76-575	116
		136	1379	1415	488-2794	24-28	17-10	86-739	227
2010	Scottsboro Opponents	101	1280	611	479-1891	45-35	23-14	68-621	79
		155	1968	1231	515-3199	27-27	20-11	86-676	284
2011	Scottsboro Opponents	139	1897	784	567-2681	31-35	26-14	65-571	141
		137	1659	1484	474-3143	26-35	9-3	67-535	284
2012	Scottsboro Opponents	167	2107	995	597-3102	36-34	18-12	73-625	235
		191	2396	1882	581-4278	28-29	14-8	94-753	349
2013	Scottsboro Opponents	128	1536	769	544-2305	47-35	17-9	54-458	284
		159	2016	1304	622-3320	52-27	24-17	83-681	223
2014	Scottsboro Opponents	176	2152	1421	671-3573	45-35	14-12	63-518	308
		178	2066	2033	665-4099	43-30	18-5	115-954	381
2015	Scottsboro Opponents	158	2239	1630	576-3869	47-33	17-12	68-678	311
		181	2441	1493	672-3934	41-33	12-6	84-680	341
2016	Scottsboro Opponents	236	3799	1758	653-5557	22-34	9-6	78-693	586
		191	2009	1891	746-3900	54-30	23-12	98-798	247
2017	Scottsboro Opponents	61	1081	1010	538-2091	51-34	16-10	93-729	238
		57	1089	1099	485-2188	54-32	20-13	80-717	243

Scottsboro Wildcat Football
Year-by-Year Statistics

Year	Teams	1 st D	Rush	Pass	Total	Punt	Fum	Penalty	Pts
2018	Scottsboro Opponents	129	1379	901	561-2280	48-31	8-5	70-585	188
		114	1459	1046	469-2505	49-29	17-7	63-519	279
2019	Scottsboro Opponents	213	3346	444	702-3790	36-30	14-9	79-699	306
		131	1050	1595	532-2645	55-36	11-8	70-563	211
2020	Scottsboro Opponents	118	1389	722	439-2111	27-32	8-3	34-270	146
		125	1249	1610	388-2859	15-32	10-5	49-431	237



Scottsboro Wildcat Football
Yearly Touchdown Breakdown

Year	Rush	Pass	Int. Return	Punt Return	KO Return	Fumble Return	Total
1954	14	2	1	0	0	1	18
1955	13	13	1	0	0	1	28
1956	39	13	4	0	0	0	56
1957	Not Available						
1958	Not Available						
1959	Not Available						
1960	Not Available						
1961	35	2	0	0	0	1	38
1962	19	6	0	0	0	1	26
1963	31	8	1	0	0	0	40
1964	8	10	0	2	1	1	22
1965	32	5	1	2	0	0	40
1966	15	4	1	0	1	0	21
1967	9	2	1	0	0	1	13
1968	23	6	2	0	0	1	32
1969	15	1	1	1	1	0	19
1970	31	7	0	1	0	0	39
1971	11	2	1	0	0	0	14
1972	9	1	0	0	1	0	11
1973	10	2	1	0	2	2	17
1974	13	7	0	1	1	4	26
1975	11	10	0	0	0	0	21
1976	30	6	0	0	0	1	37
1977	9	7	0	0	1	0	17
1978	15	6	0	0	0	0	21
1979	6	8	0	1	1	0	16
1980	16	11	0	0	0	1	28
1981	9	4	0	0	0	0	13
1982	12	7	0	0	0	0	19
1983	16	5	0	0	0	1	22
1984	11	10	0	0	0	1	22
1985	7	11	0	1	0	0	19
1986	6	7	0	0	0	0	13
1987	6	8	0	0	0	0	14
1988	9	4	0	1	0	0	14
1989	22	17	0	0	2	0	41
1990	14	9	0	0	1	0	24
1991	18	7	1	0	0	2	28
1992	12	7	0	0	0	0	19
1993	6	5	0	0	0	1	12
1994	18	9	0	2	1	1	31
1995	38	3	1	1	1	1	45
1996	49	6	0	0	1	2	58
1997	50	1	0	0	1	0	53
1998	30	5	1	0	0	0	36
1999	33	5	1	0	0	0	39
2000	47	6	2	1	0	0	56
2001	19	0	0	0	0	0	19

Scottsboro Wildcat Football
Yearly Touchdown Breakdown

Year	Rush	Pass	Int. Return	Punt Return	KO Return	Fumble Return	Total
2002	26	6	0	0	0	1	33
2003	46	2	1	2	0	0	51
2004	55	3	0	0	0	1	59
2005	18	2	0	1	0	0	21
2006	39	4	0	0	3	0	46
2007	30	3	1	0	0	0	34
2008	21	5	1	1	0	1	29
2009	12	3	1	0	0	0	16
2010	8	2	0	0	0	0	10
2011	15	4	0	0	0	0	19
2012	19	11	2	0	0	1	33
2013	24	11	1	2	0	2	40
2014	27	16	1	0	2	0	46
2015	21	19	0	0	1	1	42
2016	55	16	1	2	2	1	77
2017	19	6	4	2	1	2	34
2018	14	10	1	0	0	0	25
2019	38	3	0	0	0	1	42
2020	12	8	1	0	0	0	21

Scottsboro Wildcat Football
Team, Game Records

Most carries

72, Fort Payne; 10/27/2006
72, at Johnson; 9/25/98
67, at Arab; 9/8/2006
65, at Fort Payne; 10/1/99
64, at Madison Academy; 10/18/2019
64, Hazel Green; 9/12/2003
64, at Butler; 9/14/2007
63, West End; 11/12/2004
63, Hartselle; 11/1/2019
62, Russellville; 11/14/2003
61, at McAdory; 11/21/97
61, Cullman; 11/3/2006
61, at Huntsville; 8/26/2011

Most net yards rushing

552, at Buckhorn; 9/12/97 (54 carries)
545, at Southside; 10/05/2007 (45 carries)
528, Fort Payne; 1996
498, at Columbia; 10/19/2012 (50 carries)
485, Butler; 09/03/2004 (52 carries)
482, Arab; 10/11/2019 (53 carries)
475, Anniston; 1996
474, Cullman; 10/20/2000 (60 carries)
467, Fort Payne; 9/22/2000 (54 carries)
467, Buckhorn; 9/8/2000 (46 carries)
466, at North Jackson; 9/26/2014 (55 carries)

Most rushing TDs scored

8, Stevenson; 1933
8, Locust Fork; 1956
8, Lee Huntsville; 2002
8, Arab; 10/11/2019
7, at Southside; 10/05/2007
7, Southside; 10/6/2006
7, Fort Payne; 9/22/2000
7, Buckhorn; 9/8/2000
7, Arab; 10/7/2016
6, Butler; 09/03/2004
6, Buckhorn; 10/10/2003
6, Brewer; 10/12/2012
6, at Mortimer Jordan; 10/13/2000
6, Albertville; 10/13/2006
6, Lee Huntsville; 10/18/2002
6, at Columbia; 10/19/2012

6, Arab; 10/29/2004
6, at Butler; 10/3/2003
6, West End Birmingham; 11/12/2004
6, at Southside; 11/3/2000
6, Sylvania; 1956
6, Emma Sansom; 1961
6, Arab; 1965
6, Sparkman; 1965
6, Buckhorn; 1996
6, at Buckhorn; 9/12/97
6, at Guntersville; 9/24/2004
6, Guntersville; 9/26/2003
6, at North Jackson; 9/26/2014
6, at Johnson; 9/5/2003
6, Douglas; 9/9/2016
6, Etowah; 10/21/2016
6, Fairfield; 11/11/2016
6, Guntersville; 9/13/2019

Most passes attempted

36, Crossville; 9/8/2017
36, at Arab; 10/24/2014
32, Lee Huntsville; 1991
31, Southside Gadsden; 1993
30, Lee Huntsville; 1988
30, Brewer; 9/5/2014
29, at Walker; 11/5/2015
28, Albertville; 1984
27, at Fort Payne; 10/10/2014
27, Bradshaw; 1980
26, Decatur (Playoffs); 1988
26, Fort Payne; 8/26/2016

Most passes completed

21, Crossville; 9/8/2017
18, Albertville; 1984
18, Lee Huntsville; 1991
17, at Arab; 10/24/2014
17, at Grissom; 10/30/1987
17, Lee Huntsville; 1988
15, at Southside Gadsden; 10/16/2015
15, Southside Gadsden; 1993
15, Sparkman; 8/28/2015
15, Fort Payne; 8/26/2016
15, Etowah; 10/21/2016

Scottsboro Wildcat Football **Team, Game Records**

15, East Limestone; 9/21/2018
14, at Madison Co.; 10/30/2015
14, at Brewer; 9/4/2015
14, Arab; 9/7/2012
14, Fort Payne; 10/2/2020

Most passing yards

336, at Southside; 10/16/2015
292, Sparkman; 8/28/2015
291, Crossville; 9/8/2017
291, at Grissom; 10/30/1987
281, Fort Payne; 8/26/2016
247, Athens; 1975
246, at Arab; 10/24/2014
238, Etowah; 10/21/2016
235, Etowah; 1989
231, Lee Huntsville; 1988
229, Fort Payne; 10/2/2020
227, Lee Huntsville; 1991

Most touchdown passes

5, at Clay-Chalkville; 11/7/2014
5, Oneonta; 1955
5, Fort Payne; 1956
4, at Southside; 10/16/2015
4, at Lee Huntsville; 9/18/2015
4, North Jackson; 9/27/2013
3, Madison Co.; 10/10/2008
3, Cullman; 10/23/1987
3, Arab; 10/23/2015
3, Marshall County; 1935
3, Falkville; 1936
3, Notre Dame Chattanooga; 1965
3, Arab; 1980
3, Cullman; 1984
3, Arab; 1985
3, Cullman; 1987
3, Arab; 1989
3, Decatur; 1989
3, North Jackson; 1989
3, Pisgah; 1992
3, Arab; 1993
3, Brewer; 9/5/2014
3, Fort Payne; 8/26/2016
3, Crossville; 9/2/2016

Most passes had intercepted

5, Guntersville; 1977
5, Decatur; 1982
4, Athens; 10/2/1987
4, at Etowah; 10/5/2012
4, Albertville; 1975
4, Albertville; 1983
4, Athens; 1987
4, Etowah; 1988
3, Guntersville; 9/22/2017
3, at North Jackson; 10/30/2010
3, Madison Co.; 10/31/2014
3, at Albertville; 10/9/1987
3, at Athens; 11/19/2004
3, Albertville; 1969
3, Bradshaw; 1969
3, Emma Sansom; 1971
3, Albertville; 1976
3, Johnson; 1979
3, Butler; 1980
3, Grissom; 1980
3, Etowah; 1983
3, Cullman; 1985
3, Albertville; 1987
3, Parker; 1989
3, Decatur; 1991
3, Southside Gadsden; 1993
3, Emma Sansom; 1995
3, at North Jackson; 8/30/2002
3, Arab; 9/3/2010
3, Madison Academy; 10/19/2018

Most total offense plays

79, Fort Payne; 1996 (72 run, 7 pass)
79, at Johnson; 9/25/98 (72 rush, 7 pass)
77, Etowah; 1996 (70 run, 7 pass)
76, Fort Payne; 10/27/2006 (72 rush, 4 pass)
73, Madison Co.; 11/2/2012 (57 rush, 16 pass)
71, at Butler; 9/14/2007 (64 rush, 7 pass)
70, at Springville; 9/18/2020 (49 rush, 21 pass)
69, Brewer; 10/12/2012 (56 rush, 13 pass)
69, Albertville; 10/14/2011 (51 rush, 18 pass)
69, Russellville; 11/14/2003 (62 rush, 7 pass)
69, Lee Huntsville; 1991 (37 run, 32 pass)
69, at Sparkman; 8/29/2014 (48 rush, 21 pass)

Scottsboro Wildcat Football Team, Game Records

Most total offense yards gained

650, at Columbia; 10/19/2012 (498 R,152 P)
618, Fort Payne; 1996 (528 rush, 90 pass)
590, at Southside; 10/05/2007 (545 R,45 P)
575, Etowah; 10/21/2016 (337 rush, 238 pass)
573, Brewer; 10/12/2012 (450 rush,123 pass)
573, at Buckhorn; 9/12/97 (552 rush,21 pass)
572, Buckhorn; 1997 (551 rush, 21 pass)
561, Crossville; 9/2/2016 (455 rush, 106 pass)
547, Arab; 10/7/2016 (340 rush, 207 pass)
533, Anniston; 1996 (475 rush, 58 pass)

59, Arab; 10/7/2016
58, Sparkman; 1965
57, Brewer; 10/12/2012
56, North Jackson; 9/29/2017
56, at Southside; 10/05/2007
56, Fort Payne; 9/22/2000
56, Boaz; 10/14/2016
56, Etowah; 10/21/2016
56, Arab, 10/11/2019
55, at Columbia; 10/19/2012
55, North Jackson; 9/27/2013

Most all-purpose yards gained

766, at Columbia; 10/19/2012
691, Brewer; 10/12/2012
664, Fort Payne; 9/22/2000
658, Arab; 10/7/2016
645, Fort Payne; 1996
636, at Buckhorn; 9/12/97
632, Crossville; 9/2/2016
632, at Guntersville; 9/24/2004
632, Crossville; 9/2/2016
630, Albertville; 10/15/99

Most Points Scored, Quarter

35, 2016 vs. Douglas
35, 2016 vs. Boaz
34, 2000 vs. Southside

Most Points Scored, Half

62, 2016 vs. Douglas (1st)
56, 2016 vs. Boaz (1st)
42, 9/29/2017 vs. North Jackson (2nd)
41, 2000 vs. Southside (1st)

Most all-purpose attempts

80, Fort Payne; 1996
80, at Johnson; 9/25/98
77, Fort Payne; 10/27/2006
74, Etowah; 1996
72, Russellville; 11/14/2003
72, Hazel Green; 9/12/2003
71, at Fort Payne; 10/1/99
71, Brewer; 10/12/2012
71, Madison Co.; 11/2/2012
71, at Huntsville; 8/26/2011
71, Johnson; 9/24/99

Most First Downs

30, 2012 vs. Brewer
28, 1996 vs. Anniston
28, 1998 vs. Johnson
25, 2016 vs. Arab
25, 2016 vs. Etowah
25, 2020 vs. Fort Payne

Most Times Penalized

17, 2000 vs. Boaz

Most Yards Penalized

164, Guntersville, 9/14/2018
163, 2000 vs. Boaz

Most points scored

91, Hartselle/Morgan County; 1916 (91-0)
66, Huntsville; 1920
63, Crossville; 9/2/2016
62, Douglas; 9/9/2016
60, Locust Fork; 1956
60, Sylvania; 1956
59, Fort Payne; 1956

Most Times Fumbled

15, 1946 vs. West Huntsville

Most Fumbles Lost

8, 2001 vs. Buckhorn

Scottsboro Wildcat Football
Team, Game Records

Most Punts

9, 1980 vs. Athens
9, 9/1/2017 vs. Fort Payne

Most touchdowns scored

9, Fort Payne; 1956
9, Sylvania; 1956
9, Sparkman; 1965
9, Crossville; 9/2/2016
9, Douglas; 9/9/2016
8, North Jackson; 9/29/2017
8, at Southside; 10/05/2007
8, Brewer; 10/12/2012
8, at Columbia; 10/19/2012
8, Stevenson; 1933
8, Locust Fork; 1956
8, Stevenson; 1956
8, Fort Payne; 9/22/2000
8, North Jackson; 9/27/2013
8, Arab; 10/7/2016
8, Boaz; 10/14/2016
8, Etowah; 10/21/2016
8, Arab, 10/11/2019

Most punt returns

7, Arab; 9/5/2008
6, Columbia; 10/18/2013
6, North Jackson; 9/27/2013
5, at Fort Payne; 10/1/99
5, Boaz; 8/27/2004
4, at Fort Payne; 10/10/2014
4, at Brewer; 10/11/2013
4, Etowah; 10/2/2009
4, Hartselle; 1997
4, North Jackson; 8/29/2003
4, at North Jackson; 8/30/2002
4, at Hazel Green; 9/10/99
4, at Boaz; 9/20/2013
4, at Guntersville; 9/24/2004
4, at Lee Huntsville; 9/24/2010
4, Hartselle; 9/26/97
4, Southside Gadsden; 11/1/2001
4, Guntersville, 9/13/2019

Most punt return yards

146, North Jackson; 9/27/2013 (6 returns)
111, at North Jackson; 8/30/2002 (4 returns)
105, at Southside; 11/3/2000 (3 returns)
86, Plainview; 1994
80, Columbia; 10/18/2013 (6 returns)
78, Arab; 9/5/2008 (7 returns)
71, Brewer, 10/24/2019 (3 returns)
65, at Fort Payne; 10/10/2014 (4 returns)
61, at Hazel Green; 9/13/2002 (2 returns)
54, at Southside; 9/10/2010 (2 returns)
52, at Guntersville; 8/28/98 (3 returns)
52, Douglas; 9/9/2016 (3 returns)
52, North Jackson, 9/27/2019 (2 returns)

Most kick returns

10, at Clay-Chalkville; 11/7/2014
9, Madison Co.; 11/2/2012
9, North Jackson; 8/28/2009
9, Arab; 10/7/2016
8, Lee Huntsville; 10/18/2002
8, North Jackson; 10/28/2005
8, at North Jackson; 10/30/2010
8, Etowah; 1988
8, Mortimer Jordan; 9/21/2001
8, Crossville; 9/2/2016
8, North Jackson, 9/28/2018
7, Southside; 10/17/2014
7, Fort Payne; 10/22/2010
7, at Buckhorn; 10/8/99
7, Russellville; 11/14/2003
7, at Huntsville; 1987
7, Homewood; 1994
7, Johnson; 9/24/99

Most kick return yards

228, Arab; 10/7/2016 (9 returns)
202, North Jackson, 9/28/2018 (8 returns)
187, Southside; 10/17/2014 (7 returns)
182, at Clay-Chalkville; 11/7/2014 (10 returns)
180, Madison Co.; 11/2/2012 (9 returns)
173, Fort Payne; 10/9/2015 (5 returns)
171, North Jackson; 10/28/2005 (8 returns)
170, Arab; 9/7/2007 (4 returns)

Scottsboro Wildcat Football
Team, Game Records

159, North Jackson; 9/29/2017 (4 returns)
159, Etowah; 1988
158, at Albertville; 9/12/2014 (5 returns)
157, North Jackson; 8/28/2009 (9 returns)
156, Buckhorn Bucks; 10/9/98 (6 returns)
155, Fort Payne; 8/26/2016 (6 returns)

Most fumble returns

2, North Jackson; 10/17/97
2, at Fort Payne; 10/31/97
2, at McAdory; 11/21/97
2, at Buckhorn; 8/31/2012
2, at Emma Sansom; 9/19/97
2, Hartselle; 9/26/97
2, Guntersville; 9/5/97
2, Madison Co. and Arab, 2018

Most fumble return yards

73, Albertville; 10/6/2000 (1 returns)
57, Anniston; 11/28/97 (1 returns)
52, at Dalton GA; 8/21/2015 (1 returns)
45, Buckhorn; 8/30/2013 (1 returns)
44, at Buckhorn; 8/31/2012 (2 returns)
32, at Cherokee County; 10/29/2009 (1 returns)
30, at Fort Payne; 10/1/2004 (1 returns)
28, at Madison Co.; 10/8/2009 (1 returns)
23, Etowah Blue; 10/4/2013 (1 returns)
20, Dalton GA; 8/22/2014 (1 returns)

Most interception returns

4, Arab; 10/23/2015
4, Butler; 9/25/2009
3, North Jackson; 9/29/2017
3, Arab; 10/29/2004
3, Fort Payne; 9/22/2000
3, at Hartselle; 9/29/2000
3, Arab; 9/5/2008
3, Brewer; 9/5/2014
3, at Buckhorn; Sep 7, 2001
3, North Jackson; 9/29/2017 (all for TD's)
3, Fort Payne, 8/31/2018

Most interception return yards

143, North Jackson; 9/29/2017 (3 returns)
110, Sylvania; 1956 (2 returns)
96, Albertville; 10/13/2006 (2 returns)
95, at North Jackson; 9/28/2012 (2 returns)
92, Fort Payne; 1955 (1 returns)
83, Albertville; 10/15/99 (1 returns)
80, Locust Fork; 1956 (1 returns)
71, at Madison Co.; 10/30/2015 (2 returns)
70, at Butler; 10/3/2003 (2 returns)
68, Arab; 9/5/2008 (3 returns)
65, Boaz; 1946 (1 returns)
65, Oneonta; 1956 (1 returns)

Most tackles

141, at Lee Huntsville; 10/17/2003 (51-90)
140, Arab; 9/7/2007 (71-69)
129, at North Jackson; 9/1/2000 (60-69)
127, Butler; 10/4/2002 (58-69)
123, at Boaz; 9/15/2000 (56-67)
120, at North Jackson; 8/30/2002 (43-77)
118, Boaz; 9/19/2008 (52-66)
118, Buckhorn; 9/8/2000 (50-68)
116, at Pell City; 10/29/99 (48-68)
115, North Jackson; 10/17/97 (52-63)
115, Lee Huntsville; 10/19/2007 (64-51)

Most quarterback sacks

9.0, Madison County; 10/28/2016
8.0, Etowah; 9/21/2007
6.0, at Southside; 10/05/2007
6.0, North Jackson, 9/27/2019
5.0, Fort Payne, 9/1/2017
5.0, Douglas; 9/15/2017
5.0, North Jackson; 9/29/2017
5.0, Madison Co.; 10/10/2008
5.0, at Mortimer Jordan; 10/13/2000
5.0, Brewer; 9/5/2014
5.0, at Cullman; Oct 19, 2001
4.0, at Fort Payne; 10/10/2014
4.0, at Columbia; 10/19/2012
4.0, Southside; 10/6/2006
4.0, at Arab; 9/2/2011
4.0, at North Jackson; 9/26/2014
4.0, Arab; 9/5/2008

Scottsboro Wildcat Football **Team, Game Records**

4.0, East Limestone, Mad. Co., Mad. Acad., 2018
4.0, at Madison Academy, 10/18/2019

Most tackles for loss

14.0, North Jackson, 9/27/2019
12.0, Madison County; 10/28/2016
11.0, Guntersville, 9/14/2018
11.0, Madison Academy, 10/19/2018
10.0, Madison Co.; 10/10/2008
10.0, at Columbia; 10/19/2012
10.0, Ardmore, 9/7/ 2018
10.0, East Limestone, 9/21/2018
9.0, Fort Payne; 10/24/2008
9.0, at Madison Co.; 10/8/2009
9.0, at Albertville; 9/12/2014
9.0, at Hazel Green; 9/13/2002
9.0, at Boaz; 9/16/2011
9.0, Butler; 9/25/2009
9.0, at Buckhorn; Sep 7, 2001
8.0, at Southside; 10/05/2007
8.0, Albertville; 10/16/2009
8.0, at Madison Co.; 10/7/2011
8.0, Boaz; 9/19/2008
8.0, Johnson; 9/24/99
8.0, North Jackson; 9/25/2015
8.0, Butler; 9/26/2008
8.0, Brewer; 9/5/2014
8.0, Johnson; 9/6/2002
8.0, Buckhorn; 9/8/2000

Most fumbles forced

5, Arab; 9/7/2007
4, Fort Payne; 9/22/2000
3, at Fort Payne; 10/1/2004
3, at Buckhorn; 10/11/2002
3, Butler; 10/4/2002
3, Dalton GA; 8/22/2014
3, at North Jackson; 8/30/2002
3, at Hazel Green; 9/10/99
3, Guntersville; 9/26/2003
3, at Anniston; Nov. 9, 2000
3, Boaz; Sep 14, 2001
3, at Fort Payne; Sep 21, 2001

Most fumbles recovered

5, at Albertville; 10/16/98
5, Guntersville; 1984
5, at Buckhorn; 8/31/2012
4, Douglas; 9/15/2017
4, at Lee; 10/20/2006
4, at Butler; 10/3/2003
4, Etowah; 10/4/2013
4, Guntersville; 1969
4, Fort Payne; 1970
4, Fort Payne; 1972
4, Albertville; 1975
4, Guntersville; 1983
4, at Guntersville; 8/28/98
4, at Hartselle Tigers; 9/29/2000

Most pass breakups

11, Guntersville, 9/13/2019
9, Brewer; 10/12/2012
8, Etowah; 10/2/2009
8, Lee; 9/19/2014
7, Guntersville; 9/26/2003
6, at Fort Payne; 10/10/2014
6, at Fort Payne; 10/21/2011
6, Arab; 10/29/2004
6, at Huntsville; 9/10/2004
6, at Southside; 9/12/2008
5, Albertville; 10/16/2009
5, West End Birmingham; 11/12/2004
5, Butler; 9/25/2009
5, at Ardmore, 9/6/2019
5, at Madison County, 10/4/2019
5, Brewer, 10/24/2019

Most blocked kicks

3, Columbia; 10/18/2013
2, at Cherokee County; 10/29/2009
2, at Sparkman; 8/29/2014
2, at Buckhorn; 8/31/2012
2, Guntersville; 9/26/2003
2, at Johnson; 9/5/2003
2, at Arab; 9/6/2013
2, at Cullman; Oct 19, 2001
2, Boaz; Sep 14, 2001

Scottsboro Wildcat Football
Team Season Records

Rushing yards

4434 (637-4434) – 1997
4282 (639-4282) – 2003
4275 (579-4275) – 1996
4231 (646-4231) – 2004
3959 (519-3959) – 2000
3799 (465-3799) – 2016
3744 (533-3744) – 1995
3557 (559-3557) – 2006
3346 (638-3346) – 2019
3320 (507-3320) – 1999
3083 (528-3083) – 1998

Rushing attempts

646 (646-4231) – 2004
639 (639-4282) – 2003
638 (638-3346) – 2019
637 (637-4434) – 1997
579 (579-4275) – 1996
559 (559-3557) – 2006
533 (533-3744) – 1995
528 (528-3083) – 1998
519 (519-3959) – 2000
507 (507-3320) – 1999
505 (505-2438) – 2008

Rushing TDs

59 – 2016
55 – 2004
50 – 1997
49 – 1996
47 – 2000
46 – 2003
39 – 2006
38 – 2019
38 – 1995
38 – 1956
35 – 1961

Average yards/rush

8.2 (465-3799) - 2016
7.63 (519-3959) - 2000
7.38 (579-4275) - 1996
7.02 (533-3744) - 1995
6.96 (637-4434) - 1997
6.70 (639-4282) - 2003
6.55 (646-4231) - 2004
6.55 (507-3320) - 1999
6.36 (559-3557) - 2006
6.08 (368-2239) - 2015
5.84 (528-3083) – 1998

Rushing yards/game

359.9 (11 games) – 2000
356.8 (12 games) – 2003
356.2 (12 games) – 1996
352.6 (12 games) – 2004
341.1 (13 games) – 1997
332.0 (10 games) – 1999
323.4 (11 games) – 2006
312.0 (12 games) – 1995
308.3 (10 games) – 1998
292.2 (13 games) – 2016
278.8 (12 games) – 2019

Pass attempts

240 (93-240-15) – 2014
208 (104-208-7) – 2015
194 (89-194-17) – 1988
188 (103-188-4) – 2016
181 (71-181-10) – 2012
166 (77-166-13) – 1987
160 (74-160-8) – 1989
158 (79-158-9) – 2018
157 (81-157-6) – 2017
143 (65-143-8) – 1985
138 (50-138-10) – 1991
136 (57-136-9) – 1975

Pass completions

104 (104-208-7) – 2015
103 (103-188-4) – 2016
93 (93-240-15) - 2014
89 (89-194-17) – 1988
81 (81-157-6) – 2017
79 (79-158-9) – 2018
77 (77-166-13) – 1987
74 (74-160-8) – 1989
71 (71-181-10) – 2012
65 (65-143-8) – 1985
62 (62-135-5) – 2013
57 (57-136-9) – 1975

Passing yards

1758 (103-188-4) – 2016
1630 (104-208-7) – 2015
1421 (93-240-15) – 2014
1341 (74-160-8) – 1989
1010 (81-157-6) – 2017
1000 (56-118-8) – 1994
997 (89-194-17) – 1988
995 (71-181-10) – 2012
972 (54-119-5) – 1990

Scottsboro Wildcat Football
Team Season Records

971 (77-166-13) – 1987

3573 (671-2152) – 2014

Passing TDs

19 - 2015
17 - 1989
16 – 2014
16 – 2016
13 - 1955
13 - 1956
12 – 1957
11 - 2013
11 - 1980
11 - 2012
11 – 1984

All-Purpose yards

6557 – 2016
5671 – 1997
5629 - 2003
5617 - 1996
5555 - 2004
5340 - 2000
5208 - 2006
4976 - 1995
4810 - 2015
4709 - 2014
4617 – 1998

Passes had intercepted

17 (89-194-17) - 1988
17 (43-127-17) – 1979
16 (103-188-4) – 2016
15 (93-240-15) - 2014
13 (77-166-13) - 1987
13 (39-129-13) - 2010
13 (46-120-13) - 1982
12 (35-115-12) - 1980
11 (54-125-11) - 1993
11 (40-89-11) - 1977

All-Purpose yards/game

504.4 (13 games) - 2016
485.5 (11 games) - 2000
469.1 (12 games) - 2003
468.1 (12 games) - 1996
462.9 (12 games) - 2004
461.7 (10 games) - 1998
456.6 (11 games) - 2006
447.9 (10 games) - 1999
437.3 (11 games) - 2015
436.2 (13 games) - 1997
428.1 (11 games) - 2014

Passing yards/game

148.2 (11 games) – 2015
135.2 (13 games) - 2016
129.2 (11 games) - 2014
111.8 (12 games) - 1989
101.2 (8 games) – 1982
101.0 (10 games) – 2017
99.5 (10 games) - 2012
90.6 (11 games) – 1988
90.1 (10 games) – 2018
88.4 (11 games) - 1990
88.3 (11 games) – 1987

Total points scored

586 (81 TD, 79 PAT) - 2016
425 (56 TD) – 1956
419 (59 TD, 43 PAT, 5 FG) – 2004
400 (58 TD, 43 PAT) - 1996
397 (56 TD, 46 PAT) - 2000
366 (53 TD, 42 PAT, 2 FG) - 1997
363 (51 TD, 42 PAT, 3 FG) - 2003
363 (50 TD, 40 PAT, 4 FG) - 2006
311 (43 TD, 34 PAT, 5 FG) - 2015
311 (45 TD, 31 PAT, 1 FG) - 1995
308 (46 TD, 24 PAT) – 2014

Total offense yards

5557 (653-5557) – 2016
4962 (654-4275) - 1996
4884 (700-4434) – 1997
4692 (695-4231) - 2004
4557 (673-4282) – 2003
4284 (558-3959) - 2000
4255 (608-3744) – 1995
3932 (592-3557) - 2006
3869 (576-2239) – 2015
3790 (702-3790) – 2019

Touchdowns scored

81 (59 rush, 16 rcv, 6 ret) 2016
59 (55 rush, 3 rcv, 1 ret) - 2004
58 (49 rush, 6 rcv, 3 ret) – 1996
56 (47 rush, 6 rcv, 3 ret) - 2000
56 (39 rush, 13 rcv, 4 ret) -1956
53 (50 rush, 1 rcv, 2 ret) - 1997
51 (46 rush, 2 rcv, 3 ret) – 2003
46 (39 rush, 4 rcv, 3 ret) – 2006

Scottsboro Wildcat Football

Team Season Records

46 (27 rush, 16 rcv, 3 ret) 2014
45 (38 rush, 3 rcv, 4 ret) - 1995
43 (21 rush, 19 rcv, 3 ret) 2015

PAT kicks made

79 (79-81) – 2016
42 (42-47) – 1997
38 (38-42) – 2003
38 (38-50) – 2004
38 (38-41) – 2006
37 (37-43) – 2000
37 (37-40) – 2019
34 (34-44) – 1996
34 (34-35) – 1989
33 (33-39) – 2013
32 (32-40) – 2015
31 (31-33) – 1976
31 (31-34) – 2017

PAT kicks attempted

81 (79-81) – 2016
50 (38-50) – 2004
47 (42-47) – 1997
44 (34-44) – 1996
43 (37-43) – 2000
42 (38-42) – 2003
41 (38-41) – 2006
40 (32-40) – 2015
40 (37-40) – 2019
39 (33-39) – 2013
35 (34-35) – 1989
34 (24-34) – 1965
34 (31-34) – 2017

Field goals made

8 (8-10) – 1989
7 (7-8) – 2016
6 (6-6) – 2018
5 (5-0) – 1985
5 (5-6) – 2015
5 (5-7) – 2004
5 (5-6) – 2019
4 (4-5) – 2006
4 (4-5) – 2012
4 (4-6) – 2008
4 (4-6) – 1987
4 (4-10) – 1992
3 (3-0) – 1972

Field goals attempted

10 (8-10) – 1989
10 (4-10) – 1992
10 (3-10) – 1990
7 (5-7) – 2004
7 (3-7) – 2003
7 (7-8) – 2016
6 (5-6) – 2015
6 (4-6) – 1987
6 (4-6) – 2008
6 (3-6) – 2011
6 (3-6) – 1988
6 (6-6) – 2018
6 (5-6) – 2019

Punt yards

2175 (56-2175) – 1987
1738 (51-1738) - 2017
1652 (47-1652) - 2013
1562 (45-1562) - 2014
1557 (45-1557) - 2010
1554 (43-1554) - 1992
1542 (47-1542) – 2015
1480 (48-1480) – 2018
1449 (44-1449) - 1990
1421 (39-1421) - 1991
1397 (42-1397) - 1988

Punt attempts

56 (56-2175) – 1987
51 (51-1738) – 2017
48 (48-1480) – 2018
47 (47-1652) - 2013
47 (47-1542) - 2015
45 (45-1557) - 2010
45 (45-1562) - 2014
44 (44-1449) - 1990
43 (43-1554) - 1992
42 (42-1380) - 1993
42 (42-1397) - 1988

Punts had blocked

3 (45-1562) - 2014
3 (33-1226) - 2008
2 (43-1554) - 1992
2 (26-815) - 2006
2 (42-1380) - 1993

Scottsboro Wildcat Football
Team Season Records

Average yards/punt

38.84 (56-2175) - 1987
37.92 (25-948) - 2003
37.74 (23-868) - 1998
37.15 (33-1226) - 2008
36.44 (39-1421) - 1991
36.14 (43-1554) - 1992
36.04 (23-829) - 2004
35.57 (28-996) - 1999
35.15 (47-1652) - 2013
34.97 (31-1084) - 2011

Punt return yards

419 (33-419) – 2013
376 (23-376) – 2017
288 (17-288) – 2002
252 (19-252) – 2000
251 (15-251) – 2016
227 (14-227) – 1994
195 (21-195) – 2008
174 (19-174) – 2003
171 (15-171) – 2019
166 (19-166) – 2004
147 (20-147) – 1999

Punt returns

33 (33-419) – 2013
23 (23-376) - 2017
22 (22-132) - 1989
21 (21-195) - 2008
20 (20-147) - 1999
19 (19-174) - 2003
19 (19-166) - 2004
19 (19-252) - 2000
18 (18-141) - 1991
17 (17-288) – 2002

Punt return TDs

2 - 1964
2 - 2003
2 - 1947
2 - 1965
2 - 2013
2 – 1994
2 – 2016
2 - 2017

Kick return yards

952 (45-952) – 2014
946 (43-946) - 1998
903 (40-903) - 2006
867 (44-867) – 2001
833 (45-833) - 2005
830 (35-830) - 1989
807 (47-807) - 2015
794 (37-794) - 2012
766 (40-766) - 2003
723 (42-723) – 2002

Kick returns

47 (47-807) - 2015
45 (45-952) - 2014
45 (45-833) - 2005
44 (44-867) - 2001
43 (43-587) - 2010
43 (43-946) - 1998
42 (42-723) - 2002
41 (41-669) - 1988
41 (41-655) - 2011
40 (40-903) – 2006

Kick return TDs

3 - 2006
2 - 2014
2 - 1989
2 – 1973
2 – 2016

Interception return yards

255 (4-255) – 1956
208 (6-208) - 2017
199 (10-199) – 2016
159 (9-159) - 2012
155 (12-155) - 2000
147 (5-147) - 1999
132 (10-132) - 2003
132 (14-132) - 2004
116 (4-116) - 2013
115 (4-115) - 2006
101 (11-101) - 1997
100 (2-100) – 1946

Scottsboro Wildcat Football
Team Season Records

Interceptions

17 (17-0) - 1989
14 (14-132) - 2004
12 (12-155) - 2000
11 (11-101) – 1997
11 (11-205) – 2016
10 (10-132) - 2003
10 (10-94) - 2014
10 (10-90) - 2015
10 (10-0) – 1965
9 (9-159) - 2012
9 (9-61) – 2009

Interception return TDs

4 – 1956
4 – 2017
2 - 2012
2 - 2000
2 - 1968
2 - 1946

Fumble return yards

78 (4-78) - 2013
73 (1-73) - 2000
73 (3-73) - 2009
57 (16-57) - 1997
57 (2-57) - 2015
45 (2-45) - 2004
44 (2-44) - 2012
20 (1-20) - 2014
20 (2-20) - 2008
14 (1-14) – 2010
14 (1-14) – 2016

Fumble returns

16 (16-57) - 1997
4 (4-78) - 2013
3 (3-73) - 2009
2 (2-57) - 2015
2 (2-45) – 2004
2 (2-44) - 2012
2 (2-20) – 2008

Fumble return TDs

4 - 1974
2 - 1996
2 - 2013
2 - 1991
2 – 1973

Total tackles

1108 (606-502) - 1997
1077 (525-552) - 2000
1035 (527-508) - 2003
975 (485-490) - 2002
942 (484-458) - 2004
915 (491-424) - 2007
910 (452-458) - 1999
861 (428-433) - 2008
850 (452-398) - 2001
841 (501-340) – 2012

Unassisted tackles

606 (606-502) - 1997
527 (527-508) - 2003
525 (525-552) - 2000
501 (501-340) - 2012
491 (491-424) - 2007
485 (485-490) - 2002
484 (484-458) - 2004
461 (461-197) - 2013
460 (460-350) - 2015
452 (452-398) – 2001

Assisted tackles

552 (525-552) - 2000
508 (527-508) - 2003
502 (606-502) - 1997
490 (485-490) - 2002
458 (452-458) - 1999
458 (484-458) - 2004
433 (428-433) - 2008
424 (491-424) - 2007
398 (452-398) - 2001
387 (374-387) – 2009

Tackles for loss

71.0 (71-86) – 2018
67.5 (66-3/88) – 2008
55.0 (51-8/76) – 2014
53.0 (53-252) – 2019
51.0 (50-2/31) – 2009
51.0 (50-2/47) – 2012
50.0 (50) – 2016
50.0 (50) – 2017
48.0 (48-0/18) – 2000
46.0 (46-0/0) – 2002
46.0 (46-0/0) – 2003
42.0 (42-0/21) – 1999
40.0 (40-0/26) – 2007

Scottsboro Wildcat Football
Team Season Records

Quarterback sacks

26.0 (26-211) – 2019
22.0 (19-3/28) – 2007
21.0 (13-8/76) – 2014
18.0 (17-1/0) – 2003
18.0 (16-2/88) – 2008
18.0 (18-145) – 2018
16.0 (16) – 2017
15.0 (11-4/55) – 2004
14.0 (8-6/59) – 2006
14.0 (11-3/0) – 1999
14.0 (11-3/47) – 2012
14.0 (12-2/0) – 2000
13.0 (13-0/0) – 1998

Blocked Kicks

7 – 2003
7 – 2013

Total Offensive Plays

702 – 2019
700 – 1997

Times Penalized

90 – 1997

Yards Penalized

884 – 1995

First Downs

236 – 2016

Overall Wins

12 – 2016
11 – 1995, 1996

Regular Season Wins

10 – 1960, 1995, 2016

Home Wins

7 – 1997 (5 regular, 2 playoffs)

Home Losses

6 – 2005

Road Wins

6 – 1995 (5 regular, 1 playoff, 1
Forfeit)

6 – 2016 (5 regular, 1 playoff)

Road Losses

5 – 1972, 1983, 1986, 1988, 2020

Overall Win Streak

15 – 1964-1966

Regular Season Win Streak

21 – 1995-1997 (1 win via
Forfeit)

Overall Loss Streak

14 – 1985-1987

Most Shutouts

6 – 1926 and 1931 (1 shutout each
Season was a 0-0 tie)

Most Consecutive Shutouts

5 – 1926 and 1931 (1 shutout each
Season was a 0-0 tie)

Scottsboro Wildcat Football
State Playoffs

1970 – Class 4A Area Semi-Finalist
1976 – Class 3A Area 12 Champion
1980 – Class 4A Area 11 Champion
1985 – Class 6A Area 14 Runner-up
1987 – Class 6A Area 16 Runner-up
1988 – Class 6A Area 16 Runner-up
1989 – Class 6A Area 16 Runner-up
1990 – Class 6A Area 14 Champion
1991 – Class 6A Area 14 Champion
1994 – Class 5A Area 13 Runner-up
1995 – Class 5A Area 13 Champion
1996 – Class 5A Area 14 Champion
1997 – Class 5A Area 14 Champion
2000 – Class 5A Region 7 #3
2002 – Class 5A Region 7 #2
2003 – Class 5A Region 7 #3
2004 – Class 5A Region 7 Champion
2006 – Class 5A Region 7 #4
2007 – Class 5A Region 7 #3
2008 – Class 5A Region 7 #4
2013 – Class 5A Region 7 #2
2014 – Class 6A Region 7 #4
2015 – Class 6A Region 7 #4
2016 – Class 5A Region 7 Champion
2019 – Class 5A Region 8 #2

Overall Record: 15-25

Home Record: 8-9

Road Record: 7-16

Round 1: 11-14/Home 7-4/Road 4-10

Round 2: 3-8/Home 0-4/Road 3-4

Round 3: 1-2/Home 1-1/Road 0-1

Round 4: 0-1/Home 0-0/Road 0-1

Round 5: 0-0

1970 – Decatur – Won 24-0
1970 – at Lee Montgomery – Lost 35-8
1976 – at Walter Wellborn – Lost 35-7
1980 – at Butler – Won 7-0
1980 – Grissom – Lost 35-7
1985 – at Gadsden – Lost 31-6
1987 – at Huntsville – Lost 38-3
1988 – at Decatur – Lost 21-16
1989 – at Decatur – Won 34-31 (3-OT)
1989 – Parker – Lost 31-0

1990 – Hewitt-Trussville – Lost 43-7
1991 – Hewitt-Trussville – Lost 28-6
1994 – at Bob Jones – Won 35-8
1994 – Homewood – Lost 39-14
1995 – Coffee – Won 30-29
1995 – at Erwin – Lost 31-14
1996 – Anniston – Won 34-7
1996 – at Etowah – Won 42-35
1996 – Bradshaw – Lost 38-37
1997 – Pinson Valley – Won 27-6
1997 – at McAdory – Won 35-34
1997 – Anniston – Won 37-0
1997 – at Etowah – Lost 21-13
2000 – at Anniston – Lost 32-31
2002 – Athens – Lost 49-22
2003 – at Anniston – Won 23-20
2003 – Russellville – Lost 48-13
2004 – West End Birmingham – Won 48-19
2004 – at Athens – Lost 38-27
2006 – at Gardendale – Lost 37-20
2007 – at Benjamin Russell – Lost 35-14
2008 – at Hartselle – Lost 41-7
2013 – Parker – Lost 24-0
2014 – at Clay-Chalkville – Lost 85-50
2015 – at Walker – Lost 35-9
2016 – Lawrence County – Won 38-27
2016 – at Fairfield – Won 49-28
2016 – at Wenonah – Lost 49-28
2019 – Russellville – Won 17-14
2019 – at Center Point – Lost 26-10

Scottsboro Wildcat Football

Playoff Summaries

1970 – Scottsboro 24, Decatur 0 – Barry Talley rushes for 181 yards and three touchdowns in the Wildcats' first ever playoff game. Wildcats rush for 225 yards as a team, holding the Red Raiders to 92 rushing yards.

1970 – Lee Montgomery 35, Scottsboro 8 – The Generals rush for 412 yards in defeating the Wildcats and held Barry Talley to only 75 yards on 19 carries. Talley also scored Scottsboro's lone touchdown for the game. Lee went on to defeat Minor 27-7 for the Class 4A title.

1976 – Walter Wellborn 35, Scottsboro 7 – Senior quarterback Don Jacobs managed Scottsboro's only score as the Panthers rushed for 317 yards and tallied 22 first downs in the win.

1980 – Scottsboro 7, Butler 0 – The Rebels held Scottsboro to 54 yards total offense and four first downs but the Wildcats pulled out a squeaker in posting their first playoff win in ten years. Scottsboro defense recovered three Butler fumbles.

1980 – Grissom 34, Scottsboro 7 – Tigers avenge a 20-10 regular season loss to Scottsboro in defeating the Wildcats. Scottsboro managed only 26 rushing yards on 21 attempts while Grissom rushed for 236 yards. Scottsboro's lone score came on a pass from Barry Chandler to Lance McConnell.

1985 – Gadsden 31, Scottsboro 6 – The Gadsden Tiger defense held Scottsboro to 96 yards total offense while recording over 300 of their own. The toe of Chris Shrader accounted for all of Scottsboro's points with field goals of 35 and 38 yards.

1987 – Huntsville 38, Scottsboro 3 – Chris Anderson and the Crimson Panthers held the Scottsboro offense in check at Joe Davis Stadium. The Panther defense held Scottsboro rushing to -9 yards while Wildcat QB's completed 12 of 23 passes for 143 yards.

1988 – Decatur 21, Scottsboro 16 – The Red Raiders scored 14 fourth-quarter points in a come-from-behind effort over Scottsboro. Pat McCamey rushed for 111 yards and Rob Carlisle booted a 48-yard field goal for the Wildcats.

1989 – Scottsboro 34, Decatur 31 – Trailing 21-7 at halftime, Scottsboro kicked a triple-overtime field goal on the game's final play in an Ogle Stadium classic. The game was 21-21 at regulation, 24-24 after the first overtime and 31-31 after the second overtime.

1989 – Parker 31, Scottsboro 0 – The Thundering Herd scored 18 fourth-quarter points in spoiling Scottsboro's first home playoff game since 1980. The Herd defense held a very potent Scottsboro offense to only 10 yards rushing and 47 overall.

1990 – Hewitt Trussville 43, Scottsboro 7 – The Wildcats first area championship since 1980 was spoiled at Trammell Stadium with a first-round elimination to the Huskies. Forest Harrington was 10 of 17 for 120 yards and a touchdown for Scottsboro.

1991 – Hewitt Trussville 28, Scottsboro 6 – The Wildcats faced the Huskies for the second straight year at Trammell Stadium. Tracey Wellington rushed for 108 yards and a touchdown for Scottsboro.

Scottsboro Wildcat Football

Playoff Summaries

1994 – Scottsboro 35, Bob Jones 8 – Scottsboro's ground game racked up 349 yards (8.3 per rush) enroute to first round win over the Patriots. John Linville carried 9 times for 118 yards while brothers Kent and Bent Latham each scored in the victory.

1994 – Homewood 39, Scottsboro 14 – The Patriots took a 21-0 halftime lead and kept the Scottsboro offense in check at Trammell Stadium. The 1994 Wildcats provided fans with a look at exciting things to come over the next two seasons.

1995 – Scottsboro 30, Coffee 29 – Trailing 22-14 after three quarters, the Wildcats scored 16 fourth-quarter points in the come-from-behind victory to post Scottsboro's first 11-win season in history. Sophomore quarterback Keith Trimew rushed for 102 yards and Ben Sport converted a crucial two-point conversion in the win.

1995 – Erwin 31, Scottsboro 14 – After John Linville returned the second half kickoff 95 yards for a Scottsboro touchdown, Erwin answered with 14 third quarter points and ended Scottsboro's most successful season since 1965.

1996 – Scottsboro 34, Anniston 7 – The Wildcats set a school playoff record with 533 yards offense in rolling past the Bulldogs at Trammell Stadium. Corey Wellington rushed for 204 yards and three touchdowns and Gary Griffin added 198 rushing yards and a score. Zac Nichols led Scottsboro defensively with 14 tackles.

1996 – Scottsboro 42, Etowah 35 – Two of the top 5A teams in Alabama locked horns in a shootout at Attalla. The Wildcats rushed for 425 yards on 70 attempts and converted 6 of 6 fourth-down conversions in posting the school's first second round playoff win.

1996 – Bradshaw 38, Scottsboro 37 – The Bruins outscored Scottsboro 28-16 in the second half and four Wildcat turnovers proved costly in the team's first-ever third round playoff game.

1997 – Scottsboro 27, Pinson Valley 6 – QB Keith Trimew rushed for 239 yards on 20 carries and scored three touchdowns as Scottsboro cruised past the Indians. Zac Holt made 16 stops for the Wildcats on defense in the first-round victory.

1997 – Scottsboro 35, McAdory 34 – Perhaps the most exciting playoff game in Scottsboro history as the Wildcats' Ryan Bohler blocked an extra point attempt as the Yellow Jackets prepared to tie the game late in the fourth quarter. Crandall Strong rushed for 142 yards and scored two touchdowns in the win. Chad Green had 15 tackles.

1997 – Scottsboro 37, Anniston 0 – The Wildcats defense shutdown the much heralded Cassinious Moore and blanked the Bulldogs 37-0. Erik Alexander returned a Bulldog fumble 57 yards for a touchdown as the Dogs were held to 88 yards rushing in the game.

1997 – Etowah 21, Scottsboro 13 – Two first half turnovers led to two Blue Devil touchdowns as Scottsboro lost one game shy of the title game. Bryan Stewart rushed for 171 yards and scored both Wildcat touchdowns. It was Scottsboro's first-ever fourth-round playoff game.

2000 – Anniston 32, Scottsboro 21 – The Wildcats first trip to the playoffs in three years ended with a first-round loss to the Anniston Bulldogs at Chink Lott Memorial Stadium. Scottsboro fell behind early and could not mount a come-from-behind victory.

Scottsboro Wildcat Football

Playoff Summaries

2002 – Athens 49, Scottsboro 22 – Despite out-rushing the Athens Golden Eagles, Scottsboro fell behind 21-0 after one quarter and lost in the first round 49-22. Blake Earl rushed for 115 yards and scored one touchdown for the Wildcats. Senior Robson Copenhaver set a SHS playoff record with 28 rushing attempts in the game.

2003 – Bo Bradford kicked a 38-yard field goal with 5:33 to play in the game as the Wildcats defeated Anniston 23-20 in the first round of the playoffs. Blake Earl, Garrett Estes and Jager Livingston each rushed for over 100 yards in the game. Scottsboro's season though came to an end the next week, losing to Russellville 48-13.

2004 – Blake Earl rushed for 190 yards and two touchdowns and Cory Knight made ten tackles as Scottsboro cruised past West End for a first-round win. The season came to an end on a wet field in Athens as the Golden Eagles defeated the Wildcats 38-27. Twenty-three seniors played their last game and Larry Morris, one of the great coaches in high school football ended a splendid career.

2006 – Gardendale 37, Scottsboro 20 – Tyrell McCamey rushed for 133 yards on 19 carries and scored one touchdown as Scottsboro met Gardendale for the first time in school history. The Wildcats led 20-14 at halftime but were outscored 23-0 in the second half.

2007 – Benjamin Russell 35, Scottsboro 14 – Scottsboro traveled to Alexander City to meet the Wildcats of Benjamin Russell in the first round of the 5A playoffs. After playing to a 14-14 halftime tie, Ben Russell scored 21 unanswered points to win 35-14. Josh White led Scottsboro with 85 yards rushing and one touchdown.

2008 – Hartselle 41, Scottsboro 7 – Scottsboro traveled to Hartselle to face the Tigers in round one of the 5A playoffs. DeUntae Johnson left the game with an injury and the Wildcats fell 41-7, their third straight first-round loss.

2013 – Parker 24, Scottsboro 0 – The visiting Thundering Herd spoiled Scottsboro's first playoff appearance in five years with a dominating first-round victory.

2014 – Clay-Chalkville 85, Scottsboro 50 – Facing the top team in Class 6A and the eventual state champs, the Wildcats gave the Cougars all they wanted in the first-round contest. 8th grade QB Bo Nix tied the all-time Scottsboro record for touchdown passes in a game with five. Malik Talley hauled in four touchdown catches. The 50 points by Scottsboro was the most given up all season by the Cougars.

2015 – Walker 35, Scottsboro 9 – The Wildcats' first trip to Walker proved uneventful as the Vikings jumped out to 35-0 halftime lead in route to a first-round win. Ryan Grider finished his playing career with 12 tackles in the contest.

2016 – Scottsboro 38, Lawrence County 27 – The Wildcats entered the game undefeated at 10-0 and ranked number one in Class 5A football. Scottsboro came from behind twice in the game behind outstanding performances from Dekarlos Billingsley and Bo Nix. Billingsley rushed for 164 yards and two touchdowns while recording a total of 21 tackles on defense.

2016 – Scottsboro 49, Fairfield 28 – At the end of the night in Fairfield, the Wildcats had a season record of 12-0 for the first time in the history of the program. Dekarlos Billingsley rushed for 204 yards and four touchdowns. Bo Nix passed for his 41st career touchdown moving past Wildcat great Pat Trammell.


Scottsboro Wildcat Football

Playoff Summaries

2016 – Wenonah 49, Scottsboro 28 – Scottsboro's magical season came to a disappointing at the hands of the Wenonah Dragons. Senior RB Dekarlos Billingsley rushed for 179 yards and three touchdowns. It was the last time Scottsboro fans would see QB Bo Nix in the black and gold football uniform.

2019 – Scottsboro 17, Russellville 14 – A battle of two eight-win teams saw the Scottsboro Wildcats eek out a 17-14 win over the Golden Tigers in Class 5A, Round 1 contest. Exchange student Mees du Croo de Jongh from Germany booted a 26-yard field goal with 4:57 remaining in the game and the Wildcat defense held Russellville scoreless to post the win. Jacob Manning rushed 32 times for 108 yards and a touchdown and also threw a touchdown pass to Brandon Cloud. Cam Bass rushed for 120 yards.

2019 – Center Point 26, Scottsboro 10 – The Center Point Eagles ended Scottsboro's 2019 season on a cold night in Birmingham with a 26-10 victory. Quarterback Jacob Manning rushed 24 times for 109 yards and connected with Cam Bass on a 9 yard touchdown pass while exchange student Mees du Croo de Jongh booted a 24-yard field goal.



Scottsboro Wildcat Football

State Playoff Records

Team Records

- Most Points, One Quarter: 16 – 1970 vs. Decatur (2Q), 1996 vs. Etowah (2Q), 1996 vs. Bradshaw (4Q), 2014 vs. Clay-Chalkville (4Q)
- Most Points, One Half: 30 vs. Clay-Chalkville (2nd Half)
- Rushing Yards: 475 – 1996 vs. Anniston
- Rushing Attempts: 70 – 1996 vs. Etowah
- Pass Attempts: 29 – 2015 vs. Walker
- Pass Completions: 12 – 1987 vs. Huntsville
- Pass Interceptions: 3 – 1980 vs. Butler, 1980 vs. Grissom, 1989 vs. Parker
- Passing Yards: 186 – 2014 vs. Clay-Chalkville
- Most Offensive Plays: 77 – 1996 vs. Etowah
- Most Offensive Yards: 533 – 1996 vs. Anniston
- First Downs: 28 – 1996 vs. Anniston
- Punts: 8 – 2015 vs. Walker
- Fumbles Lost: 4 – 1980 vs. Grissom, 1996 vs. Bradshaw; 2003 vs. Russellville
- Penalties: 11 – 1990 vs. Hewitt Trussville, 1995 vs. Coffee, 1995 vs. Erwin
- Penalty Yards: 123 – 1990 vs. Hewitt Trussville

Individual Records

- Rushing Attempts: 32 by Jacob Manning, 2019 vs. Russellville (108 yards, 1 TD)
- Rushing Yards: 239 – Keith Trimew, 1997 vs. Pinson Valley
- Rushing Touchdowns: 4 – Dekarlos Billingsley, 2016 vs. Fairfield; 3 – Barry Tally, 1970 vs. Decatur; Corey Wellington, 1996 vs. Bradshaw, 1996 vs. Etowah, 1996 vs. Anniston; Keith Trimew, 1997 vs. Pinson Valley; Bryan Stewart, 1997 vs. Anniston; Bo Nix, 2016 vs. Lawrence County
- Pass Attempts: 29 – Bo Nix, 2015 vs. Walker
- Pass Completions: 12 – Anthony McCamey, 1987 vs. Huntsville
- Passing Yards: 186 – Bo Nix, 2014 vs. Clay-Chalkville
- Passing Touchdowns: 5 – Bo Nix, 2014 vs. Clay-Chalkville
- Pass Receptions: 5 – Malik Talley, 2014 vs. Clay-Chalkville
- Receiving Touchdowns: 4 – Malik Talley, 2014 vs. Clay-Chalkville
- PAT Attempts: 7 – Bailey Potter, 2016 vs. Fairfield; 5 – Steven Johnson, 1996 vs. Anniston; Jacob Kime, 1994 vs. Bob Jones; Walton Bradford, 1997 vs. Anniston and McAdory; Bailey Potter, 2016 vs. Lawrence County
- PAT Made: 7 – Bailey Potter, 2016 vs. Fairfield; 5 – Jacob Kime, 1994 vs. Bob Jones; Walton Bradford, 1997 vs. McAdory and Anniston; Bailey Potter, 2016 vs. Lawrence County
- Field Goals: 2 – Shon Davis, 1989 vs. Decatur (22, 28); Chris Shrader, 1985 vs. Gadsden (35, 38)
- Kickoff Return for TD: 95 yards, John Linville, 1995 vs. Erwin
- Punt Return for TD: None
- Fumble Return for TD: 57 yards by Erik Alexander, 1997 vs. Anniston
- Tackles: 21 – Dekarlos Billingsley, 2016 vs. Lawrence County

Scottsboro Wildcat Football
Year-by-Year Playoff Statistics

<u>Year</u>	<u>Teams</u>	<u>1st D</u>	<u>Rush</u>	<u>Pass</u>	<u>Total</u>	<u>Punt</u>	<u>Fum.</u>	<u>Penalty</u>	<u>Points</u>
1970	Scottsboro	12	225	30	255	3-38	0	4-30	24
	Decatur	9	92	44	136	9-37	1	4-40	0
1970	Scottsboro	10	104	34	138	4-34	1	2-10	8
	Lee Montgomery	16	412	0	412	0-0	2	6-61	35
1976	Scottsboro	10	113	91	204	NA	1	7-70	7
	Walter Wellborn	22	317	74	391	NA	2	6-60	35
1980	Scottsboro	4	54	0	54	6-39	0	4-30	7
	Butler	9	57	79	136	6-32	3	1-5	0
1980	Scottsboro	5	26	63	89	5-37	4	6-40	7
	Grissom	16	236	29	265	3-37	0	3-15	35
1985	Scottsboro	8	60	36	96	3-39	1	5-41	6
	Gadsden	16	194	149	343	2-22	0	6-53	31
1987	Scottsboro	9	-9	143	134	7-37	-	2-10	3
	Huntsville	13	220	90	310	4-38	-	9-75	38
1988	Scottsboro	11	123	122	245	5-33	0	7-80	16
	Decatur	4	224	72	296	5-26	2	6-54	21
1989	Scottsboro	12	137	112	249	2-18	1	3-33	34
	Decatur	11	190	58	248	3-14	0	5-46	31
1989	Scottsboro	4	10	37	47	5-35	1	6-68	0
	Parker	11	160	52	212	4-30	1	11-64	31
1990	Scottsboro	9	77	120	197	5-30	0	11-123	7
	Hewitt-Trussville	16	295	12	307	0-0	0	8-70	43
1991	Scottsboro	11	106	103	209	4-36	0	7-75	6
	Hewitt-Trussville	10	253	41	294	5-40	0	5-40	28
1994	Scottsboro	14	349	91	440	0-0	1	8-90	35
	Bob Jones	12	196	8	204	1-22	1	5-40	8
1994	Scottsboro	10	92	176	268	5-25	1	7-66	14
	Homewood	17	243	118	361	1-38	1	7-40	39
1995	Scottsboro	20	320	74	394	0-0	3	11-98	30
	Coffee	18	169	152	321	1-32	0	3-25	29
1995	Scottsboro	9	155	58	213	3-29	1	11-120	14
	Erwin	16	204	100	304	1-30	1	7-5	31

Scottsboro Wildcat Football
Year-by-Year Playoff Statistics

<u>Year</u>	<u>Teams</u>	<u>1st D</u>	<u>Rush</u>	<u>Pass</u>	<u>Total</u>	<u>Punt</u>	<u>Fum.</u>	<u>Penalty</u>	<u>Points</u>
1996	Scottsboro	28	475	58	533	1-54	0	6-55	34
	Anniston	12	103	190	293	5-37	1	6-60	7
1996	Scottsboro	25	425	65	490	2-9	1	4-45	42
	Etowah	15	93	190	283	3-31	0	2-20	35
1996	Scottsboro	14	166	85	251	2-28	4	0-0	37
	Bradshaw	19	262	79	341	1-38	2	5-30	38
1997	Scottsboro	16	422	0	422	3-29	1	8-60	27
	Pinson Valley	12	165	19	184	6-38	1	8-52	6
1997	Scottsboro	21	347	20	367	1-5	3	6-46	35
	McAdory	19	74	227	301	1-43	2	2-10	34
1997	Scottsboro	18	293	18	311	1-13	0	1-5	37
	Anniston	11	88	60	148	1-38	1	4-25	0
1997	Scottsboro	16	328	0	328	1-38	3	0-0	13
	Etowah	20	307	72	379	1-28	1	4-20	21
2000	Scottsboro	12	184	44	228	2-27	1-0	5-35	21
	Anniston	10	216	87	393	4-29	4-2	13-95	32
2002	Scottsboro	18	330	82	412	1-33	7-5	5-64	22
	Athens	18	308	98	406	2-38	3-1	6-45	49
2003	Scottsboro	19	454	0	454	4-33	1-1	4-40	23
	Anniston	11	125	187	312	4-36	2-2	5-57	20
2003	Scottsboro	20	349	31	380	1-62	4-4	4-25	13
	Russellville	16	211	274	485	0-0	1-1	6-55	48
2004	Scottsboro	23	414	51	465	1-38	2-1	9-80	48
	West End Birmingham	12	124	173	297	5-32	1-1	20-152	19
2004	Scottsboro	14	194	129	323	3-42	1-0	8-81	27
	Athens	14	183	153	336	5-42	1-1	5-36	38
2006	Scottsboro	13	238	90	328	2-38	3-3	2-20	20
	Gardendale	16	271	54	325	2-41	2-1	4-33	37
2007	Scottsboro	14	244	34	278	3-30	4-2	5-39	14
	Benjamin Russell	15	153	187	340	2-33	1-1	4-40	35
2008	Scottsboro	10	156	28	184	4-30	1-0	1-10	7
	Hartselle	12	128	162	290	2-22	2-1	4-20	41

Scottsboro Wildcat Football
Year-by-Year Playoff Statistics

<u>Year</u>	<u>Teams</u>	<u>1st D</u>	<u>Rush</u>	<u>Pass</u>	<u>Total</u>	<u>Punt</u>	<u>Fum.</u>	<u>Penalty</u>	<u>Points</u>
2013	Scottsboro	7	76	35	111	4-37	1-1	2-15	0
	Parker	14	191	110	301	2-16	3-1	8-51	24
2014	Scottsboro	16	233	186	409	4-27	0-0	3-21	50
	Clay-Chalkville	21	355	246	601	0-0	0-0	16-122	85
2015	Scottsboro	9	90	64	154	8-30	3-3	4-35	9
	Walker	12	95	162	257	6-33	0-0	7-60	35
2016	Scottsboro	21	292	138	430	0-0	1-1	4-25	38
	Lawrence County	20	209	151	360	2-47	3-2	12-98	27
2016	Scottsboro	15	334	99	433	3-38	0-0	6-50	49
	Fairfield	19	225	187	412	5-26	0-0	15-118	28
2016	Scottsboro	13	216	29	245	3-47	1-1	7-65	28
	Wenonah	20	167	263	430	1-29	0-0	13-91	49
2019	Scottsboro	17	210	69	279	4-25	1-1	2-15	17
	Russellville	4	46	148	194	6-37	0-0	8-40	14
2019	Scottsboro	12	175	9	184	3-33	1-0	4-25	10
	Center Point	18	120	240	360	1-14	2-2	3-30	26

Scottsboro Wildcat Football
All-State/All-Star Selections/Player and Coach Honors

1916

Center – Binion (News 2nd)
 End – Thaxton (News 1st)

1932

End – J.B. McClendon (Adv 1st)
 Tackle – Brandon (AH/HM)
 Guard – Selby – (AH/HM)

1933

Line – J.B. McClendon (Adv HM)
 Line – Selby (Adv HM)
 Back – Howard Parsons (Adv HM)

1935

RT – Hobson Porter (AH 3rd, Adv 3rd)
 QB – McKelvey (Adv HM)
 HB – Ward Proctor (Adv HM)

1936

T – Robert Cornelison (News HM)
 HB – Selby (News HM)

1938

C – Robert Cornelison (AH 1st)
 T – Caldwell (News HM)
 E – Perry (News HM)
 G – Williams (News HM)

1939

E – Gentles (News HM)
 B – Perry (News HM)

1940

End – Latham (News-AH HM)
 Tackle – Williams (News-AH HM)
 Guard – Sertell (News-AH HM)
 Center – Brandon (News-AH HM)

1941

Back – Short (News-AH HM)
 Back – Granville “Tiger” Martin (News-AH HM)

1943

Guard – Proctor (Adv HM, A-H HM)
 End – Jobe (A-H HM)
 Back – Simmons (A-H HM)

1954

Guard – Edgar Arnold (AH/HM)

1956 – Class 2A

Guard – Garner Hastings (PH 2nd)
 Back – Ray Gentles (News 2nd)
 End – Bobby Hodges (News 2nd)

1957 – Class 2A

QB – Pat Trammell (PH 1st, News 1st)
 Tackle – John Olinger (PH 2nd)

1960 – Class 2A

End – Larry Nevels (PH 2nd)
 Guard – R.C. King (News 1st)
 Back – Charles Dawson (News HM)

1961 – Class 3A

Back – Bobby Baggett (ASWA 1st, PH 1st)
 Back – Wayne Treece – Orlando Sentinel A/S
 Back – Wayne Treece (ASWA/2nd, PH/2nd News/1st)

1962 – Class 2A

G – Mike Ashmore (News HM)
 G – Robert Byrd (News 1st, PH 1st)

1963 – Class 3A

Guard – Robert Byrd (PH 1st, News 1st)
 End – Bishop Arnold (PH HM)
 Back – Robert Dawson (PH HM, News HM)
 Back – Donald Whitehead (News HM)

1964 – Class 3A

E – Terry Brandon (News HM)
 L – Hayden Collins (AP HM)
 B – Hershel Evans (AP HM, PH 3rd)
 E/L – Jody Gamble (News HM, PH HM)

1965 – Class 3A

HB – Larry Smart (AP 1st)
 G – Glenn Williams (AP 2nd, PH 1st)
 G – Jerry Judge (AP 2nd, PH 2nd)
 FB – Mike Williamson (AP 2nd, News 2nd)
 E – Clyde Butler (News HM, AP HM)
 HB – Charles Derrick (AP HM)
 QB – Don Webb (AP HM, News HM)
 E – Ronald Atchley (AP HM)

1966 – Class 3A

G – Bill Nichols (News 2nd)

1967 – Class 3A

T – Tommy Brandon (News HM)

Scottsboro Wildcat Football
All-State/All-Star Selections/Player and Coach Honors

1968 – Class 4A

B – Teddy Michaels (News HM)

E – John Williams (News HM)

1969 – Class 4A

B – Teddy Michaels (News 2nd)

1970 – Class 4A

Back – Barry Talley (PH 1st, News 1st)

Barry Talley – All Southern Orlando Sentinel

T – Hamlin Caldwell (News HM)

T – Holley Caldwell (News HM)

1973 – Class 4A

Back – Tommy Cothran (News HM)

1976 – Class 3A

QB – Don Jacobs (PH 1st)

IL – Dale McMillan (PH 2nd, News 1st)

E – Morris Seymour (News 2nd)

1977 – Class 3A

G – John Nicholson (News 2nd)

B – David Horton (News 2nd)

1979 – Class 3A

Line – Tom McCrary (AJ 1st)

1980 – Class 4A

Coach of Year – Lyle Darnell (PH)

1983 – Class 4A

Line – Pat Johnson (PH HM)

1985 – Class 5A

RB – Steve Harkness (News HM)

1988 – Class 6A

OL – Jason Arnold (News HM)

1989 – Class 6A

PK – Shon Davis (ASWA 1st, News 1st)

DB – Anthony McCamey (News 1st)

LB – Glenn Wright (News HM)

1990 – Class 6A

LB – Glenn Wright (News 1st)

1993 – Class 5A

DB – Cameron Holland (News HM)

OL – Jason Hass (News HM)

1994 – Class 5A

All Purpose – Bo Butler (ASWA HM)

Receiver – Bo Butler (News HM)

1995 – Class 5A

OL – Mark Worrell (News 1st)

RB – Corey Wellington (News HM)

LB – James Garner (ASWA HM)

1996 – Class 5A

DL – Chris Kirby (ASWA 1st, News 1st)

RB – Corey Wellington (ASWA HM, News)

1997 – Class 5A

OL – Barrett Penney (News 1st, ASWA HM)

QB – Keith Trimew (News HM)

LB – Ryan Bohler (News HM)

DB – Zac Holt (News HM, ASWA HM)

1999 – Class 5A

RB – Jason Utech (News HM)

DL – Eric Scott (News HM)

OL – Jay Penney (News HM)

2000 – Class 5A

DL – Eric Scott (News 1st)

QB – Drew McNutt (News HM, ASWA HM)

OL – Cole Wade (News HM, ASWA HM)

2003 – Class 5A

OL – Jordan Penney (News 1st)

RB – Blake Earl (News HM)

2004 – Class 5A

RB – Blake Earl (News 1st, ASWA 1st)

RB – Blake Earl (5A Back of Year Runnerup)

DB – Corey Knight (News HM, ASWA HM)

2014 – Class 6A

RB – Dekarlos Billingsley (ASWA 2nd, ALCATV 2nd, CTFP 2nd)

P – Jordan Whitehead (ASWA HM)

OL – Kamden Young (ALCATV 2nd)

DL – Junior Lyons (ALCATV HM)

Scottsboro Wildcat Football
All-State/All-Star Selections/Player and Coach Honors

2015 – Class 6A

Athlete – Dekarlos Billingsley (ASWA HM)

2016 – Class 5A

OFF MVP – Dekarlos Billingsley (ALDCAHR)

QB – Bo Nix (ALDCAHR)

K – Bailey Potter (ALDCAHR)

DL – Evans Wright (ALDCAHR)

DB – Austin Freeman (ALDCAHR)

QB – Bo Nix (ASWA 5A 1st Team)

RB – DK Billingsley (ASWA 5A 1st Team)

DB – Austin Freeman (ASWA 5A 1st Team)

K – Bailey Potter (ASWA 5A 2nd Team)

DL – Evans Wright (ASWA 5A 2nd Team)

RB – DK Billingsley (HM SAS)

ATH – Bo Nix (HM SAS)

BOTY – Bo Nix (5A Back of Year Finalist)

BOTY – DK Billingsley (5A Back of Year Finalist)

2017 – Class 5A

DL – Ethan Edmondson (ASWA, 1st Team)

DL – Ethan Edmondson (ALDCAHR, 1st Team)

2018 – Class 5A

OL – Bradford Womack (ASWA, 1st Team)

2019 – Class 5A

K – Mees duCroc de Jongh (ASWA, 1st Team)

Alabama North-South All-Star Game (1948)

1949 – Bud Hancock – Offensive Back

1951 – Bob “Foots” Clemens – Fullback

1958 – John Olinger – Tackle

1958 – Pat Trammell – Quarterback

1961 – Charles Dawson – Quarterback

1962 – Wayne Treece – Fullback

1963 – Robert Byrd – Defensive Tackle

1966 – Ronald Atchley – End

1966 – Glenn Williams – Guard

1970 – Barry Talley - Runningback

1977 – Don Jacobs – Quarterback

1977 – Dale McMillan – Tackle

1979 – Tom McCrary – Defensive Line

1979 – Forest Benson - Linebacker

1981 – Joe Manning – Defensive Line

1998 – Barrett Penney – Offensive Line

1998 – Keith Trimew – Quarterback

1998 – Larry Morris – Assistant Coach

2000 – Eric Scott – Defensive Line

2003 – Jordan Penney – Offensive Line

2009 – Jay Benson – Punter

2016 – Zack Bellomy – Offensive Line

2017 – Dekarlos Billingsley – Runningback

2017 – Austin Freeman – Defensive Back

2018 – Cohen Tubbs – Defensive Line

2020 – Camden Treece – Defensive Line

Alabama-Mississippi All-Star Game

1996 – Mark Worrell – Offensive Line

2001 – Larry Morris – Assistant Coach

2015 – Malik Talley – Selected, did not play

2017 – Ethan Edmondson – Defensive Line

2018 – Bradford Womack – Offensive Line

1935 Crippled Children’s Classic Birmingham

East Team – Hobson Porter – Left Tackle

East Team – Ward Proctor – Fullback

East Team – Joe Middleton - Halfback

Alabama Sports Hall of Fame

Pat Trammell – 1975

John Meadows – 1993

AHSAA Hall of Fame

Larry Morris

Jackson County Sports Hall of Fame

Robert “Foots” Clemens – 2014

Don Jacobs – 2014

John Meadows – 2014

Larry Morris – 2014

Pat Trammell – 2014

Don Webb – 2014

James R. “Shorty” Robertson – 2015

Vince Hall – 2016

Jerry Chrisman – 2016

Rod Tiffin – 2017

John Blackwell – 2018

Robert “Bo” Davis – 2018

Jason Hass – 2018

Robert Hodges – 2018

Larry Nevels – 2018

Larrie Robinson – 2018

Kramer Bergman – 2019

Barry Chandler – 2019

Abbreviations

AH – Birmingham Age-Herald

AJ – Montgomery Advertiser-Journal

ALCATV – al.com All-Tennessee Valley

ALDCAHR – al.com All-Huntsville Region

AP – Associated Press

ASWA – Alabama Sports Writers Association

CTFP – Chattanooga Times Free Press

Scottsboro Wildcat Football
All-State/All-Star Selections/Player and Coach Honors

News – Birmingham News

PH – Birmingham Post-Herald

Adv – Montgomery Advertiser

1st – First Team

2nd – Second Team

HM – Honorable Mention

Orlando Sentinel All-Southern

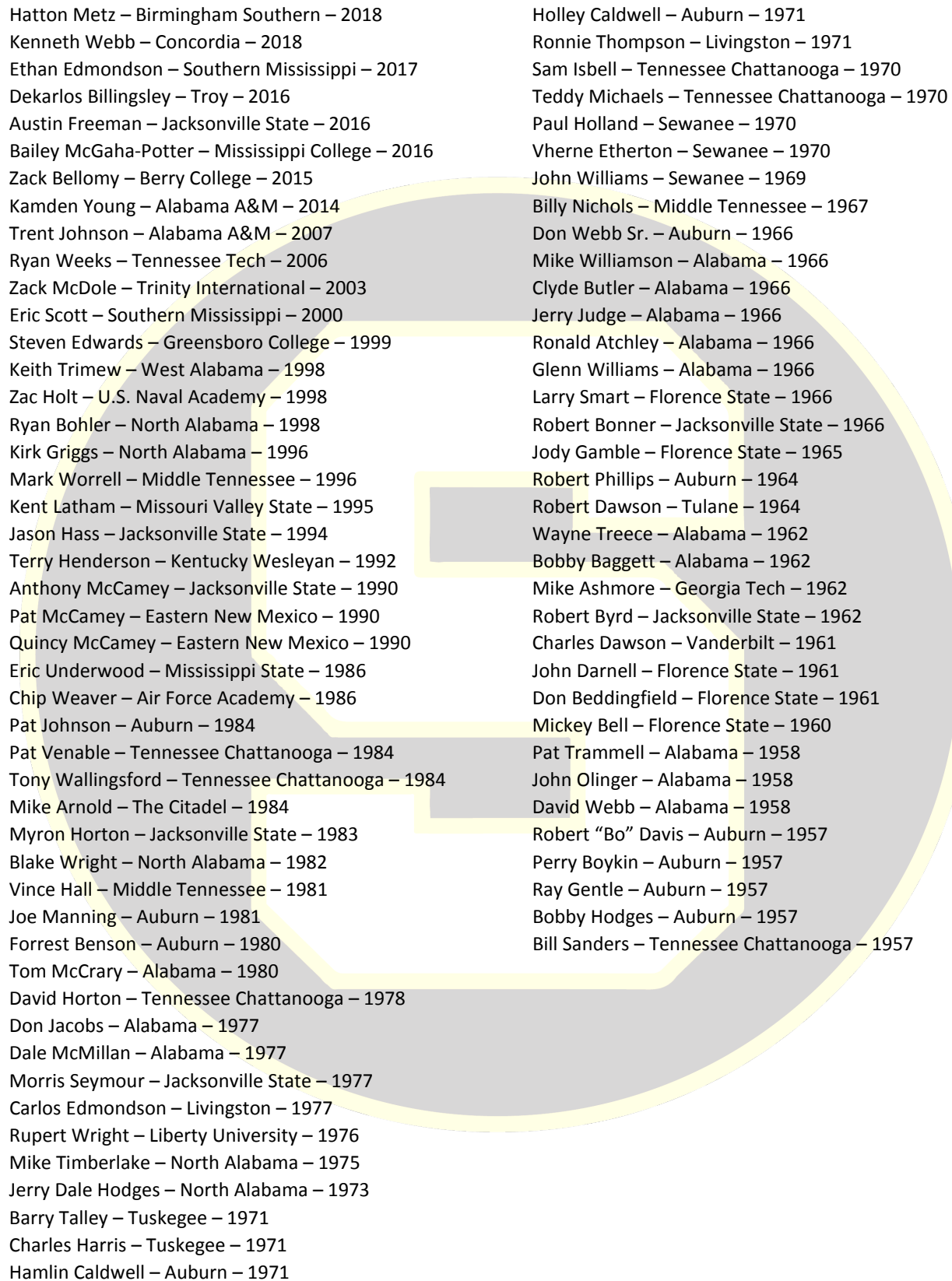
SAS – al.com Super All-State Team



Scottsboro Wildcat Football

Scholarship Recipients

1957 - Present



Hatton Metz – Birmingham Southern – 2018	Holley Caldwell – Auburn – 1971
Kenneth Webb – Concordia – 2018	Ronnie Thompson – Livingston – 1971
Ethan Edmondson – Southern Mississippi – 2017	Sam Isbell – Tennessee Chattanooga – 1970
Dekarlos Billingsley – Troy – 2016	Teddy Michaels – Tennessee Chattanooga – 1970
Austin Freeman – Jacksonville State – 2016	Paul Holland – Sewanee – 1970
Bailey McGaha-Potter – Mississippi College – 2016	Vherne Etherton – Sewanee – 1970
Zack Bellomy – Berry College – 2015	John Williams – Sewanee – 1969
Kamden Young – Alabama A&M – 2014	Billy Nichols – Middle Tennessee – 1967
Trent Johnson – Alabama A&M – 2007	Don Webb Sr. – Auburn – 1966
Ryan Weeks – Tennessee Tech – 2006	Mike Williamson – Alabama – 1966
Zack McDole – Trinity International – 2003	Clyde Butler – Alabama – 1966
Eric Scott – Southern Mississippi – 2000	Jerry Judge – Alabama – 1966
Steven Edwards – Greensboro College – 1999	Ronald Atchley – Alabama – 1966
Keith Trimew – West Alabama – 1998	Glenn Williams – Alabama – 1966
Zac Holt – U.S. Naval Academy – 1998	Larry Smart – Florence State – 1966
Ryan Bohler – North Alabama – 1998	Robert Bonner – Jacksonville State – 1966
Kirk Griggs – North Alabama – 1996	Jody Gamble – Florence State – 1965
Mark Worrell – Middle Tennessee – 1996	Robert Phillips – Auburn – 1964
Kent Latham – Missouri Valley State – 1995	Robert Dawson – Tulane – 1964
Jason Hass – Jacksonville State – 1994	Wayne Treece – Alabama – 1962
Terry Henderson – Kentucky Wesleyan – 1992	Bobby Baggett – Alabama – 1962
Anthony McCamey – Jacksonville State – 1990	Mike Ashmore – Georgia Tech – 1962
Pat McCamey – Eastern New Mexico – 1990	Robert Byrd – Jacksonville State – 1962
Quincy McCamey – Eastern New Mexico – 1990	Charles Dawson – Vanderbilt – 1961
Eric Underwood – Mississippi State – 1986	John Darnell – Florence State – 1961
Chip Weaver – Air Force Academy – 1986	Don Beddingfield – Florence State – 1961
Pat Johnson – Auburn – 1984	Mickey Bell – Florence State – 1960
Pat Venable – Tennessee Chattanooga – 1984	Pat Trammell – Alabama – 1958
Tony Wallingsford – Tennessee Chattanooga – 1984	John Olinger – Alabama – 1958
Mike Arnold – The Citadel – 1984	David Webb – Alabama – 1958
Myron Horton – Jacksonville State – 1983	Robert “Bo” Davis – Auburn – 1957
Blake Wright – North Alabama – 1982	Perry Boykin – Auburn – 1957
Vince Hall – Middle Tennessee – 1981	Ray Gentle – Auburn – 1957
Joe Manning – Auburn – 1981	Bobby Hodges – Auburn – 1957
Forrest Benson – Auburn – 1980	Bill Sanders – Tennessee Chattanooga – 1957
Tom McCrary – Alabama – 1980	
David Horton – Tennessee Chattanooga – 1978	
Don Jacobs – Alabama – 1977	
Dale McMillan – Alabama – 1977	
Morris Seymour – Jacksonville State – 1977	
Carlos Edmondson – Livingston – 1977	
Rupert Wright – Liberty University – 1976	
Mike Timberlake – North Alabama – 1975	
Jerry Dale Hodges – North Alabama – 1973	
Barry Talley – Tuskegee – 1971	
Charles Harris – Tuskegee – 1971	
Hamlin Caldwell – Auburn – 1971	


Scottsboro Wildcat Football

Wildcats in the NFL

In the history of Jackson County High School/Scottsboro High School football, two Wildcats have gone on to play in the National Football League.

The first was Ben Hunt, an early pioneer of high school football in Scottsboro. Born September 14, 1900, Hunt played for Jackson County High School (1913-1916), graduated in 1917 and then went on to play for the University of Alabama from 1920-1922. Following his career at Alabama, Hunt played in the second official year of the National Football League for the Toledo Maroons in 1923.

According to the NFL Encyclopedia, Hunt played in three games at tackle for the Maroons. Information provided by the Paul W. Bryant Museum at The University of Alabama stated that Hunt wore a size 18 shoe. Hunt died in June of 1981 at the age of 81.



In 1955, Robert "Foots" Clemens became the second Wildcat to play in the NFL. Born August 3, 1933, Clemens played for Jackson County High School from 1948-1950. A captain on both the Wildcat football and basketball teams, Clemens had both the size and speed college recruiters dreamed of.

Known as "Foots" because of his size 14 shoe, Clemens visited The University of Georgia and fell in love with the football program, choosing the Bulldogs over Auburn. Clemens chose Georgia in part because of their commitment to let him play in the backfield. Most college scouts drooled at his size and speed (6'1, 200), but felt he would be better suited in the line.

During his three years at Georgia (1952, 1953, 1954), Clemens gained 1,297 yards for a 4.7 average and led the team in rushing both in 1952 and 1953. He was Academic All-SEC in 1954 and graduated with a degree in General Agriculture. Rated one of the best offensive fullbacks in the history of The University of Georgia football program, Clemens was taken in the 8th round of the 1955 NFL draft by the Green Bay Packers.

A Packers press release dated February 16, 1955 had this to say about Clemens, "an excellent pass receiver, Clemens should fit well into the Packer style of attack. Head Coach Lislie Blackburn indicated he would use him at both fullback and offensive halfback". Clemens played one year in Green Bay and returned home to go into business for himself.

The Pat Trammell File



*Pat Trammell 1956
Jackson Co. High School*

Prep Highlights

- First varsity TD pass, 1954 vs. Collinsville in 26-0 victory.
- 5 TD passes, 1955 vs. Oneonta in 54-7 victory.
- 2 rushing TD's, 1 passing TD, 1955 vs. Bridgeport in 33-0 victory.
- 5 TD passes, 1956 vs. Fort Payne in 59-6 victory.
- 2 interceptions returned for touchdowns, 1956 vs. Sylvania in 60-2 victory.
- 2 passing touchdowns, 2 rushing touchdowns, 1956 vs. Bridgeport in 40-2 victory.
- 193 yards rushing, 2 passing TD's, 1957 vs. Etowah in 33-6 victory.
- All-County, All-State, All-Southern and All-American during four year Wildcat career.
- Most outstanding Basketball player in High School Tournament during Junior Year.
- Most valuable Basketball player in Alabama during Senior Year.

College Highlights

- Led Alabama to 1961 National Championship
- Led Alabama in total offense during 1959 season
- Voted outstanding player in Alabama's 3-0 victory over Auburn in 1960
- Named Alabama's best offensive player during 1959 season
- Led Alabama in scoring in 1960 and 1961
- Called Bear Bryant's favorite player at Alabama
- All-SEC First Team Back 1961 season (AP, UPI)
- All-SEC Academic Selection 1961 season
- Scored Alabama's only touchdown in 1962 Sugar Bowl win over Arkansas
- 26-3-4 Record during career at Alabama (1959-1961)
- Inducted into Alabama Sports Hall of Fame in 1975
- Finished Fifth in 1961 Heisman Trophy Voting

Scottsboro Wildcat Football

Coach John Meadows

When Scottsboro Wildcats fans talk football, the name John Meadows automatically comes up. Without a doubt, Coach Meadows is one of the all-time greats to grace a football field.

A native of Neel, Alabama in Morgan County, John Louie Meadows graduated from Falkville High School in 1942. He played three sports and was valedictorian of his class. After a stint in World War II, Meadows enrolled at Jacksonville State, playing football and making the Little All-American team as a wide receiver. He was named to JSU's All-Time Team in 1983 and was inducted into the JSU Hall of Fame in 1985. He graduated from Jacksonville State in 1951.

Coach Meadows began his career at Cullman High School in 1952 where he served as an assistant for three years. From there, he accepted the position of head coach at Hanceville High School and started himself on the road to one of the most extraordinary distinctions in high school coaching. He produced at least one undefeated team at every school at which he served as head coach in Alabama. His two-year record at Hanceville was 17-2-1 with an undefeated team in 1955.

At Gordo his two-year record was 16-1-2 with an undefeated team in 1957. In seven years at Scottsboro his teams were 55-9-5 with undefeated teams in 1960 and 1965. His 1965 team at Scottsboro won the Associated Press Class 3A State Championship. In addition to his five undefeated teams and five state playoff appearances, Coach Meadows had three teams that played in post-season bowl games, winning all three.

When he retired after the 1978 season, both the City of Huntsville and the State of Alabama proclaimed a day in his honor. Ten years later Huntsville and Madison County honored him again by making him one of the first inductees in the Huntsville-Madison County Athletic Hall of Fame.

But it was also in 1979 that he launched a second coaching career, moving across the state line to Fayetteville, Tennessee, to the consolidated Lincoln County High School. Within three years he had led the new school to a Tennessee State championship. In 11 years at Lincoln County, Coach Meadows produced a record of 87-29 with five state playoff appearances and several bowl games.

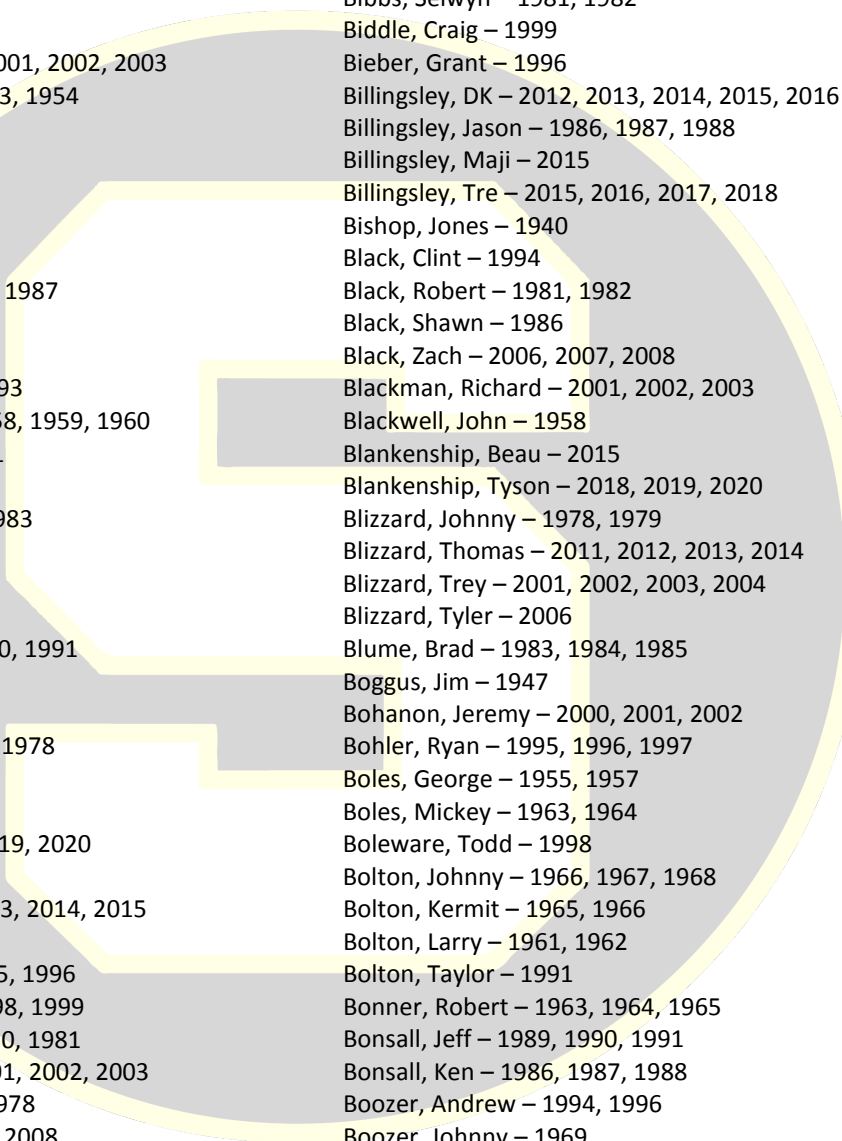
Huntsville Times Sports Editor John Pruett wrote of Coach Meadows: "He is a coaching legend in two states. As far as I know he is the only coach who has won state championships in both Alabama and Tennessee."

Coach Meadows was inducted into the Alabama State Sports Hall of Fame in 1993, the Morgan County Sports Hall of Fame in 1994, the Pickens County Sports Hall of Fame in 1995 and the Jackson County Sports Hall of Fame in 2014.

Scottsboro Wildcat Football
All-Time Roster (1913-Present)

Adams, Charles - 1963, 1964, 1965	Arendale, Richard – 1925, 1926
Adams, Chuck - 1989, 1990	Armistead, Todd – 1988
Adams, Cory - 1989, 1990	Armstrong, Alex - 2000
Adams, Jeremy - 1989, 1990	Arnold, Billy – 1951
Adams, Johnny – 1964	Arnold, Bishop - 1962, 1963
Adams, Kevin – 2004	Arnold, Bobby – 1959
Adams, Otis – 1926	Arnold, Charles – 1951
Adkins, Blake – 2003, 2004, 2005, 2006	Arnold, Chris – 1982
Adkins, Kenneth - 1958, 1960	Arnold, Edgar – 1953, 1954
Adkins, Nathan - 1996	Arnold, Jason - 1986, 1987, 1988
Adkins, Ricky – 1990	Arnold, Jason - 1992, 1993, 1994
Airheart, Charles – 2000, 2001, 2002, 2003	Arnold, Johnny - 1960, 1961, 1962
Ake, Fred – 1953	Arnold, Mike - 1981, 1982, 1983
Akin, Eddy - 1965, 1966	Arnold, Robert - 1978
Akin, Jeremiah – 2007	Arnold, Sammy - 1959, 1960
Albritton, Jimmy – 2009	Arnold, Vernon – 1955, 1956
Alexander, Diante - 2009	Ashley, Cameron – 2012, 2013, 2014
Alexander, Erik - 1995, 1996, 1997	Ashmore, David – 1954
Alexander, Micheal - 1998	Ashmore, Mike - 1960, 1961, 1962
Alfaro, Michael - 1994, 1995, 1996	Ashmore, Wilson – 1935, 1936, 1938
Allen, Benji - 1993	Atchley, Ronald - 1963, 1964, 1965
Allen, Brad - 1984, 1985, 1986	Atchley, Russell - 1963, 1964, 1965
Allen, Chris - 1997	Atkins, Bruce - 1973
Allen, Earl - 1971, 1972	Atkins, Jerry - 1958, 1959
Allen, Daniel - 1984, 1986	Atkins, Kelly – 1990
Allen, Jessie – 2015, 2016	Atkins, Rodney – 1955
Allen, Micheal – 1998, 1999	Austell, Robert – 1926
Allen, Nick – 1993	Austin, David – 1998, 1999
Allen, Noah – 2007, 2008, 2009, 2010	Austin, Steve - 1972, 1973, 1974
Alley, Roger - 1975, 1976, 1977	
Alley, Raun – 1999	
Alley, Ryan – 2002, 2003, 2004, 2005	Baggett, Austin – 2011, 2012, 2013
Allison, Marcus – 1947, 1948, 1949	Baggett, Bobby - 1958, 1959, 1960, 1961
Alting, Frank – 2013, 2014, 2015	Baggett, Donald - 1965
Alvarez, Ceaser – 2000	Baggett, Michael - 1983, 1984, 1985
Ambrester, Roy – 1951, 1952	Bailey, Darryl – 1981
Amos, Frankie - 1970, 1971	Bain, Gary – 2018
Amos, Jason – 2001, 2002, 2003, 2004	Baird, Charles – 1951
Amos, Jeff - 1972, 1973	Baker, Dale – 1984
Anderson, Bill – 1972	Baker, Gavin – 2016, 2018, 2019
Anderson, Caleb – 2015, 2016	Baker, Jerry – 1958
Anderson, David - 1964, 1965, 1967	Baker, Jordan – 2007, 2008, 2009, 2010
Anderson, Howard – 1954, 1955, 1956	Baker, Winston – 1958
Anderson, James - 1966, 1968	Ballews, Bob – 1949
Anderson, Jeremy – 2000, 2001, 2002	Ballin, Posh – 2018, 2019
Anderson, Jerry – 1963	Bankston, Ingram - 1968, 1969
Anderson, Lester – 1926	Bankston, Jimmy - 1961, 1962, 1963
Anderson, Matt - 1996, 1997, 1998	Barclay, Archie – 1949
Andersson, Rasmus - 2009	Barclay, Charles - 1913
Appleton, J.C. – 1976	Barclay, James - 1970, 1971, 1972
Appleton, Tykon – 2011, 2012	Bare, Alex – 2012, 2013, 2014, 2015
	Barkley, Cole – 2003, 2004, 2005

Scottsboro Wildcat Football **All-Time Roster (1913-Present)**



Barnes, Clint - 1991, 1992, 1993	Bergman, Neal – 1947
Barnes, Jimmy - 1958	Berrong, Hunter – 2014, 2015, 2016
Barnes, Joe - 1962, 1963, 1964	Berrong, Michael – 1993
Barnes, Pat - 1989, 1990, 1991	Berry, Adam – 1997, 1998, 1999
Barrett, Conor – 1999, 2000, 2001	Berry, Brian – 1978, 1979, 1980
Bartlett, Cole – 2010, 2013	Berry, Scott – 1999, 2000, 2001
Bass, Cam – 2018, 2019	Biard, Charles – 1951
Bass, Gary - 1962	Bibbs, Ishmael – 2011, 2012, 2013
Bass, Ray - 1964, 1965	Bibbs, Selwyn – 1981, 1982
Baty, Ryan – 1999	Biddle, Craig – 1999
Beaird, Dawson – 2000, 2001, 2002, 2003	Bieber, Grant – 1996
Beard, Arthur – 1951, 1953, 1954	Billingsley, DK – 2012, 2013, 2014, 2015, 2016
Beard, Billy - 1958, 1959	Billingsley, Jason – 1986, 1987, 1988
Beard, Cecil – 1926	Billingsley, Maji – 2015
Beard, Charlie – 1957	Billingsley, Tre – 2015, 2016, 2017, 2018
Beard, Julius – 1922	Bishop, Jones – 1940
Beard, R.L. – 1947	Black, Clint – 1994
Beard, Scott - 1985, 1986, 1987	Black, Robert – 1981, 1982
Beard, Todd - 1976, 1978	Black, Shawn – 1986
Beard, Trevor – 2014	Black, Zach – 2006, 2007, 2008
Beckner, Elliott - 1992, 1993	Blackman, Richard – 2001, 2002, 2003
Beddingford, Donald - 1958, 1959, 1960	Blackwell, John – 1958
Bell, Benford – 1940, 1941	Blankenship, Beau – 2015
Bell, Benny - 1973	Blankenship, Tyson – 2018, 2019, 2020
Bell, Chris - 1981, 1982, 1983	Blizzard, Johnny – 1978, 1979
Bell, Clyde – 1955	Blizzard, Thomas – 2011, 2012, 2013, 2014
Bell, Cory - 1990, 1991	Blizzard, Trey – 2001, 2002, 2003, 2004
Bell, Jason - 1995	Blizzard, Tyler – 2006
Bell, Jonathan - 1989, 1990, 1991	Blume, Brad – 1983, 1984, 1985
Bell, Mickey - 1957, 1959	Boggus, Jim – 1947
Bell, Monty - 1982	Bohanon, Jeremy – 2000, 2001, 2002
Bell, Robbie - 1976, 1977, 1978	Bohler, Ryan – 1995, 1996, 1997
Bell, Thomas – 1941	Boles, George – 1955, 1957
Bellomy, Justin – 2000	Boles, Mickey – 1963, 1964
Bellomy, Lucas – 2018, 2019, 2020	Boleware, Todd – 1998
Bellomy, Luther - 1931	Bolton, Johnny – 1966, 1967, 1968
Bellomy, Zack – 2012, 2013, 2014, 2015	Bolton, Kermit – 1965, 1966
Belvin, Billy – 1991, 1992	Bolton, Larry – 1961, 1962
Bennett, Billy – 1994, 1995, 1996	Bolton, Taylor – 1991
Benson, Brent – 1997, 1998, 1999	Bonner, Robert – 1963, 1964, 1965
Benson, Doug – 1979, 1980, 1981	Bonsall, Jeff – 1989, 1990, 1991
Benson, Drew – 2000, 2001, 2002, 2003	Bonsall, Ken – 1986, 1987, 1988
Benson, Forrest – 1977, 1978	Boozer, Andrew – 1994, 1996
Benson, Jay – 2005, 2006, 2008	Boozer, Johnny – 1969
Benson, Paul – 1913, 1914	Border, Cole – 2007, 2008, 2009, 2010
Benson, Scott - 1984, 1985, 1986	Bordner, Richard – 2005
Bentley, John – 1951	Boyd, Bill – 1922
Bentley, William – 1952, 1953, 1954	Boyd, Ed – 1925
Bergman, Jacob – 2001, 2002, 2003, 2004	Boyd, Frank – 1925, 1926
Bergman, Jon – 1998, 1999	Boyd, Javante' – 2011, 2012
Bergman, Kramer – 1976, 1977, 1978	Boyette, Nick – 2010
Bernard, Michael – 1996, 1997	Boykin, Bert – 1947, 1948, 1949

Scottsboro Wildcat Football
All-Time Roster (1913-Present)

Boykin, Bert – 2001, 2002, 2003, 2004	Brown, Brandon – 1997
Boykin, Buddy – 1974, 1975	Brown, Caleb – 2010
Boykin, Luke – 1947	Brown, Chan – 1978, 1979, 1980
Boykin, Perry – 1953, 1954, 1955, 1956	Brown, Chas - 1925
Bradford, Bo – 2001, 2002, 2003, 2004	Brown, David – 1974
Bradford, Brad – 1965, 1966, 1967	Brown, Jason – 1989, 1990, 1991
Bradford, Chad – 1992, 1993, 1994	Brown, Jim – 1990, 1991, 1992
Bradford, Doug – 1989, 1990, 1991	Brown, Preston – 1926
Bradford, Glen – 1947, 1948, 1949	Brown, Randy – 1972
Bradford, Glenn – 1987	Browning, Josh – 2005, 2006, 2007, 2008
Bradford, Larry – 1971	Brumley, Brodie – 2002, 2003, 2004, 2005
Bradford, Mike – 1986	Bryant, Blake – 2009, 2010
Bradford, Walton – 1995, 1996, 1997	Bryant, Clarence – 1925
Bradford, Darrell – 1989, 1990, 1991	Bryant, Colton – 2016, 2017, 2018, 2019
Bradford, Zack – 2009, 2010, 2011, 2012	Bryant, Douglas – 1960, 1961
Brandon, A.B. – 1938, 1939, 1940	Bryant, Kenneth – 1937, 1938, 1939
Brandon, Alan – 1987, 1988, 1989	Bryant, Marvin – 1941
Brandon, Bruce – 1991, 1992, 1993	Bryant, Preston – 1940, 1941
Brandon, Eddie – 1969	Bryant, Ross – 1935
Brandon, Grady – 1930, 1931, 1932, 1933	Bryant, Sanders – 1941
Brandon, Nathan – 1994, 1995	Buckner, Brian – 1983, 1984, 1985
Brandon, Raymond – 1929, 1930, 1931, 1932	Buff, Max – 1953
Brandon, Terry – 1962, 1963, 1964	Bulman, Brewster – 1953, 1955, 1954
Brandon, Tommy – 1965, 1966, 1967	Burge, Charlie – 1999, 2000, 2001
Branford, Billy – 1976, 1977	Burger, Austin – 2020
Branford, Howard – 1971	Burgess, Rob – 1981
Branford, Javaris – 2020	Burkett, Eric – 2007
Brannum, Carl – 1929, 1930, 1931, 1932, 1933	Burton, Blake – 2005, 2006, 2007
Brannum, Ed – 1930, 1931, 1932, 1933	Burton, Nick – 2012, 2013, 2014
Brannum, Jones – 1933	Bush, Neal – 1985, 1986, 1987
Brannum, Mose – 1938, 1939	Bush, Robert – 1973
Bray, Caleb – 2006, 2007	Butler, Barclay – 2018, 2019, 2020
Bray, Kenneth – 1981	Butler, Bo – 1992, 1993, 1994
Breland, Ernest – 1930	Butler, Clyde – 1964, 1965
Brewer, Brandon – 2017	Butler, Dan – 1967
Brewer, Cedrick – 1925	Butler, Drew – 2013
Brewer, Drew – 2007, 2008, 2009, 2010	Butler, Steve – 1982, 1983, 1984
Brewer, Joe – 1930	Bynum, Brian – 1984, 1985, 1986
Brewer, Otis – 1913, 1915	Bynum, Chris – 2011, 2012, 2013, 2014
Brewer, Paul – 1929	Bynum, Hugh Otis – 1929, 1930, 1931
Brewster, Aubrey – 1925	Byrd, James Lawson - 1958
Brewster, Dee – 1926	Byrd, Robert - 1959, 1960, 1961, 1962
Brewster, Ray – 1926	Byrd, Robert - 1984, 1986
Brickley, George – 1972	
Bridges, Chris – 1989, 1990, 1991	
Brizendine, Trey – 2006, 2008, 2009	Caldwell, Hamlin – 1933, 1935, 1938
Broadhead, Tim – 1976, 1977	Caldwell, Hamlin – 1969, 1970
Broadway, Fox – 1913	Caldwell, Holley – 1969, 1970
Brockman, Heath – 2013	Caldwell, Tommy – 1976, 1977, 1978
Brooks, Curtis – 1972, 1973	Caldwell – 1913
Brothers, Russell – 1981	Calfee, Connor – 2015, 2017
Browder, Bobby – 1982	Camp, Brandon – 2005

Scottsboro Wildcat Football
All-Time Roster (1913-Present)

Camp, Chris – 1985, 1986, 1987	Chunn, Jerry – 1950
Campbell, Emory - 1932	Clark, Brett – 2012, 2013
Campbell, David – 1960, 1961, 1962	Clark, Lamar – 1988, 1989, 1990
Campbell, Dock Hugh – 1941	Clark, Stephen – 1986, 1987, 1988
Campbell, Dockey – 1965, 1966	Clarke, Nick – 2000, 2001
Campbell, Donald – 1947, 1948, 1949	Clarke, Peyton – 2020
Campbell, Emory – 1933	Cleaver, Steve – 1982
Campbell, Herman – 1913, 1914	Clemens, Robert “Foots” – 1948, 1949, 1950
Campbell, Jimmy – 1953, 1954, 1955	Clemmons, Niles – 2008, 2009
Campbell, Joe – 1990	Clemmons, Phillip – 1990
Campbell, Johnny – 2001, 2002, 2003, 2004	Clemons, Ed – 1913
Campbell, Ken – 1997, 1998, 1999	Cloud, Brandon – 2016, 2017, 2019
Campbell, Price – 1932, 1933	Collins, Art – 1973
Campbell, Rickey – 1971, 1972	Collins, Eddie – 1965, 1966, 1967
Campbell, Ronald – 1972, 1973, 1974	Collins, Hayden – 1962, 1963, 1964
Campbell, Roy – 1913, 1914	Collins, James – 1970
Campbell, Tyler – 2005	Collins, Wayne – 1955, 1957
Cannon, Jim – 1977, 1979	Colon, Daniel – 1996, 1997
Canterbury, Charles – 1925, 1926	Cook, Alex – 2009
Caraker, William – 2004	Cook, Ross – 1992, 1993
Cardwell, Jeffrey – 2005	Cook, Stan – 1971
Carlisle, Rob – 1986, 1987, 1988	Cookston, Jamie – 1996
Carlisle, Shawn – 1994, 1995, 1996	Cooper, Bill – 1988, 1989
Carlisle, Warren – 2015, 2016, 2017, 2018	Cooper, Donnie – 1978, 1979, 1980
Carroll, Stephen – 1994	Copeland, Doug – 1974, 1975
Carter, Boyd – 1933	Copeland, Jon – 1985, 1986, 1987
Carter, David – 1979, 1980, 1981	Copeland, Tim – 1971, 1972
Carter, Isaiah – 2010, 2011, 2012	Copenhaver, Robbie – 1973, 1974
Carter, James – 1986	Copenhaver, Robson – 1999, 2000, 2001, 2002
Carter, Josh – 2014	Corbitt, Payton – 2011, 2012, 2013
Carter, Kenneth – 1948, 1949, 1950	Cornelison, Bill – 1940, 1941
Carter, Paul – 1941	Cornelison, Jake – 2013, 2014, 2015
Cash, Dusty – 1965	Cornelison, Johnny – 2017, 2018, 2019, 2020
Cash, Thomas – 1995, 1996	Cornelison, Josh – 1992
Casias, Anthony – 2004, 2005, 2006, 2007	Cornelison, Kermit - 1974
Casias, Mark – 2006, 2007, 2008	Cornelison, Michael – 2001, 2002, 2003, 2004
Caudle, Jim – 1973	Cornelison, Phillip – 1941
Caudle, John – 1976, 1977	Cornelison, Robert - 1938
Chandler, Barry – 1978, 1979, 1980	Cornelison, Roger – 1978
Chandler, Bibb – 1929, 1930, 1931	Cornelison, Walter – 1977, 1978, 1979
Chapman, Ray – 1967, 1968	Cornelison, Zac – 2013, 2014, 2015
Cheatom, Edward – 1995, 1996, 1997	Cornelius, Jack – 1964
Cheatom, Tyson – 2016	Cortez, Uriel – 2011
Childers, Barry – 1967, 1968	Cothran, Howard – 1985, 1986, 1987
Childress, Cleve – 1961, 1963	Cothron, Calvin – 1970
Childress, Cole – 2015, 2016	Cothron, Jimmy – 1979, 1980
Childress, Hugh – 1953	Cothron, Tommy – 1971, 1973
Childress, Malcolm – 2002	Cotton, Edward – 1949, 1950, 1951
Childress, Thomas – 1962	Cotton, Granville – 1973, 1975
Chrisman, Cleburne – 1951, 1952	Covington, David – 2001, 2002, 2003, 2004
Chrisman, Jason – 1992, 1993, 1994	Craft, Michael – 2017, 2018, 2019
Chrisman, Jerry – 1965, 1966	Craft, Thomas – 2006, 2008, 2009

Scottsboro Wildcat Football
All-Time Roster (1913-Present)

Crane, Jay – 1987, 1988, 1989
 Crawford, Evan – 2000, 2001
 Crawford, Floyd – 1953
 Crawford, Larry – 1957, 1958
 Crawford, Ronnie – 1969, 1970
 Crawford, Steve – 1983
 Crawford, Tom Ed – 1969, 1970
 Cremeens, Tommy – 1981
 Croteau, Eric – 1982, 1983, 1984
 Crowe, Aaron – 1987, 1988, 1989
 Crumbly, Toby – 1997, 1998, 1999
 Crumbly, Tommy – 1966, 1967, 1968
 Cullins, David – 1971
 Culver, Brantley – 2020
 Culver, Justin – 2014, 2015, 2016
 Cummings, John – 1979
 Cunningham, Bedford - 1932
 Cunningham, Jerry – 1955, 1957
 Curry, Charles – 1947
 Curry, Trey – 1998
 Cutbirth, James – 1974
 Cuthbertson, Chase – 2007
 Cuthbertson, Kyle – 2007
 Cuthbertson, Michael – 2001
 Czervionke, Paul – 1985, 1986, 1987

D'Auria, Matt – 1983
 Dalton, Rodney – 1987, 1988, 1989
 Darnell, Johnny – 1958, 1959, 1960
 Davis, Bobby – 1953
 Davis, Bo – 1954, 1955, 1956
 Davis, C.P. – 1933, 1935
 Davis, DeCarlo – 1993
 Davis, Jim – 1969, 1970, 1971
 Davis, Jordan – 2019, 2020
 Davis, Kenneth – 1949
 Davis, Paul (Coot) - 1929
 Davis, Roger – 1976, 1977, 1978
 Davis, Shon – 1989
 Davis, Steve – 2019, 2020
 Davis, Undral – 1986, 1987
 Davis, Wayne – 1982, 1983
 Dawson, Charles – 1958, 1959, 1960
 Dawson, Chip – 1982, 1983
 Dawson, Gene – 1973
 Dawson, Robert – 1961, 1962, 1963
 Dawson, Robert – 1968, 1969
 Dawson, Tim – 1982, 1983
 Day, Glen – 1968, 1969
 Day, Jimmy – 1966
 Dean, Joel – 1970, 1971

Dean, William – 1930
 Dean, William – 1952, 1953
 Deerman, John Austin – 2006, 2007, 2008
 Deerman, Wade – 1960, 1961
 Denson, Dennis – 2002
 Derrick, Bob – 1958, 1959, 1960
 Derrick, Brooks – 1947, 1948
 Derrick, Charles – 1963, 1964, 1965
 Derrick, Charles – 1968
 DeWitt, Chris – 2001, 2002, 2003, 2004
 Dixon, Hunter – 2009
 Dixson, Callie – 1990, 1991, 1992
 Dixon, Hunter – 2010, 2011, 2012
 Dixson, Luke – 2020
 Dobbins, Chris – 1987, 1989
 Dodson, Red – 1929
 Dolberry, Greg – 1988, 1989
 Dolberry, Kris – 1993, 1994
 Dolberry, Ronnie – 1966
 Dooley, Byron – 1991
 Dooley, Corey – 2004
 Doremus, Dickey – 1951, 1952
 Douglas, Sammy – 2010
 Douglas, Sonny – 1977, 1978, 1979
 Dovers, John – 1972
 Downey, Billy Jack – 1947, 1949, 1950
 Downey, Hunter – 2005
 Downey, Jack – 1929, 1930, 1931
 Downey, Leon – 1947
 Downey, Steve – 1973, 1974
 Downs, Billy – 2010, 2011
 Drummand, Ronnie – 1961
 DuPree, Brian – 1992, 1993, 1994
 DuPree, Dale – 1984
 Dudley, Greg – 1986
 Dudley, Lance – 1979, 1980, 1981
 Duffey, Jim – 1988
 Duffey, Tyler – 2011
 Dugger, Greg – 1986
 Dukes, Brady – 2009, 2010, 2011, 2012
 Dukes, Sam – 2018, 2019, 2020
 Dukes, Will – 2018, 2019, 2020
 Dulaney, Alex – 2012
 Dulaney, Jake – 2004
 Duncan, Joel – 1995
 Dunn, Dylan – 2015
 Dunn, Jerry – 1949
 Dupree, Kaylem – 2018, 2019, 2020

Scottsboro Wildcat Football
All-Time Roster (1913-Present)

Eakin, Charles – 1970	Floyd, J.W. – 1941
Eakin, Chris – 1987, 1988, 1989	Folds, Craig – 1995
Eakin, Garrett – 2001, 2002, 2003, 2004	Ford, J.J. – 1999, 2000, 2001, 2002
Eakin, Kane – 1992, 1993	Foshee, Tyler – 2011, 2012
Eakin, Terry – 1964	Fossett, Ladue – 1978, 1979, 1980
Earl, Blake – 2000, 2001, 2002, 2003, 2004	Foster, Butch – 1959, 1960, 1961, 1962
Edge, Clabourn – 1960, 1961, 1962	Foster, Herb – 1913, 1915
Edgeworth, Joey – 1993	Foster, Paul – 1948
Edmonds, Hughes – 2006, 2007	Foster, Tom – 1947
Edmondson, Carlos – 1975, 1976	Fowler, Chris – 1990
Edmondson, Charles – 1974	Fowler, Eddie – 1986
Edmondson, Doug – 1988	Fowler, James – 1947, 1948
Edmondson, Ethan – 2014, 2015, 2016, 2017	Fowler, Kane – 1989, 1990, 1991
Edmondson, Fred – 1970, 1971, 1972	Fowler, Kyle – 2009, 2010, 2011
Edmondson, Miles – 2015, 2016, 2017	Foy, James – 1997, 1998
Edward, Lawrence – 1978	Francisco, Rafael – 2015
Edwards, James – 1974	Franks, Brian – 1982
Edwards, Steven – 1995, 1996, 1997	Frazier, Hank – 1965, 1966
Ellzey, Blaine – 1990, 1991	Fredrick, Kenny – 1973
Emerson, Evan – 2016, 2017, 2018	Freeman, Austin – 2015, 2016
English, Alex – 2004, 2005, 2006, 2007	Freeman, Bill – 1948, 1949, 1951
English, Ernest – 1913, 1915	Freeman, Cole – 2013
English, Russell – 1989, 1990, 1991	Freeman, Keith – 1972
Epps, Chris – 1992, 1993, 1994	French, Aidan – 2020
Estes, David – 1984	French, Thomas – 2013
Estes, Everett – 2010, 2011, 2012	Fuller, Rodney – 1982
Estes, Garrett – 2002, 2003, 2004	Fullington, James Todd – 2001, 2002, 2003, 2004
Estes, Madison – 2009, 2010, 2011, 2012	Fulmer, Rob – 1985
Etherton, Vhern – 1968, 1969	
Evans, Bill – 1933	Gabriel, Jonah – 2019
Evans, Herbert – 1974	Galkowski, Steve – 1985, 1986
Evans, Herbert – 1989	Gamble, Jody – 1962, 1963, 1964
Evans, Hershell – 1962, 1963, 1964	Gamble, Johnny – 1971
Evans, Lamar – 1976	Gamble, Patrick – 1995, 1996, 1997
Evans, Marlon – 1993, 1994	Gamble, Tommy – 1975, 1976
Evans, Sawyer – 2019, 2020	Gann, Dalton – 2013
Evans, Wannie – 1952	Gann, John – 2013
Evelt, Matt – 2005, 2006	Gannon, Steve – 2007
Exley, Stacey – 2001	Gant, Eugene – 1957
	Garland, Claude – 1922
Fanning, Robert – 1995, 1996, 1997	Garland, Hugh – 1922
Fennell, Aliza – 1999, 2000	Garner, Alan – 1982, 1983, 1984
Fennell, Antwan – 2016, 2017, 2018	Garner, Chris – 1995, 1996, 1997
Fennell, Bobby – 1982	Garner, Dakota – 2017
Fennell, Lazarell – 1998, 1999	Garner, James – 1994, 1995
Fennell, Monte' – 2009, 2010, 2012	Garner, Kyle – 2011
Fennell, Tony – 1986, 1987, 1988	Garner, Terry – 1974, 1975
Ferguson, Tony – 1977	Garrard, Grant – 2019, 2020
Ferguson, Russell – 1989, 1990, 1991	Gass, Ferrell – 1965, 1966
Fielder, Blake – 2005, 2006, 2007, 2008	Gass, Greg – 2004, 2005, 2006
Flanagon, Shane – 1988, 1989	Gattis, Daniel – 1995, 1996, 1997

Scottsboro Wildcat Football
All-Time Roster (1913-Present)

Gattis, Grady – 1969, 1970	Green, Alex – 2009, 2010, 2012
Gattis, John – 2000, 2001, 2002	Green, Chad – 1996, 1997, 1998
Gay, Jack – 1941	Green, David – 1982, 1983
Gay, John Will – 1922	Green, Demetrius – 1982
Gay, Sam – 1929, 1930, 1931	Green, Doug – 1958
Gazaille, David – 2019	Green, Jimmy – 1958
Gentle, C.J. – 2005	Green, Jimmy – 1983, 1984, 1985
Gentle, Glen – 1957, 1958	Green, Jon Ross – 1999
Gentle, John – 1972	Green, Josh – 1992, 1993
Gentle, John – 1976, 1977, 1978	Green, Mike – 1982
Gentle, Mike – 1975, 1976, 1977	Green, Phillip – 1958
Gentle, Ray – 1954, 1955, 1956	Green, Rafael – 2013, 2014
Gentle, Vann – 1969, 1970	Green, Tashawn – 2012, 2013, 2014
Gentle, Wade – 1964	Green, Tyson – 1990, 1991, 1992
Gentle, Webb – 1938, 1939	Grider, Ralph – 1970, 1971
George, Phillip – 1970	Grider, Ryan – 2012, 2013, 2014, 2015
Gibby, Stan – 1976, 1977	Griffin, Gary – 1994, 1995, 1996
Giddens, Bradford – 2000	Grigg, James – 1959, 1960
Giddens, Johnathon – 1995, 1996	Griggs, Holland – 2020
Gilbert, Hunter – 2000, 2001, 2002, 2003	Griggs, Kirk – 1993, 1994, 1995
Gilbert, Matt – 2003	Griggs, Vic – 1982
Gilbert, Tommy – 1974	Grillo, Flavio – 2013
Giles, Clay – 2020	Griswold, Mark – 1976
Giles, Stephen – 1993, 1994, 1995	Groce, Michael – 1993, 1994, 1995
Gilliam, Adam – 1981, 1982, 1983	Gross, Bruce – 1974, 1975
Gilliam, Bobby – 1953	Gross, Chris – 2000
Gilliam, Carter – 2018, 2019	Gross, John R. – 1938
Gilliam, Jimmy – 1964	Gross, Kyle – 2000, 2001, 2002, 2003
Gilliam, Joey – 1975, 1976, 1977	Guess, Jacob – 1998, 1999
Gist, Leroy – 1947, 1948, 1949	Guest, Stan – 1981
Glass, Barry – 1983, 1984, 1985	Guffey, Jace – 2017, 2018
Glass, John – 1979	Guffey, Seth – 1996
Glass, Judley – 1978	Guillory, Micah – 2000
Goddard, Alan – 2001	Guinn, Daniel – 2005
Godwin, Craig – 2000	Guinn, Mike – 1969
Godwin, Scott – 1992, 1993, 1994	Guthrie, Cameron – 2003, 2004, 2005
Gogan, Pat – 1981, 1982, 1983	Guthrie, Dean – 1973
Goggins, Jacob – 2010, 2011, 2012	Gwinn, Pat – 1990
Goins, Gant – 2014	
Goldston, Micah – 1998	
Gomez, Israel – 2016	Haas, Robbie – 1980, 1981
Gomez, Juan – 2017	Haas, Walter – 1962, 1964
Gonder, Alex – 2000, 2001, 2002	Haberstroh, Seph – 2000, 2001
Goodowens, Fowler – 1955	Haggard, Charles – 1939
Gotthardt, Andre – 2018	Haislip, Adam – 1996, 1997
Grant, Peyton – 2017, 2018	Haislip, Hunter – 2015
Gravett, Steve – 1970, 1971, 1972	Haislip, Shane – 1996, 1997
Gray, Braxton – 2018	Hale, Tony – 1971, 1972, 1973
Gray, Jake – 2011, 2012, 2013, 2014	Halen, Joel – 1995
Gray, Kyle – 2007	Hall, Eric – 2007, 2008, 2009, 2010
Grayson, Michael – 1997, 1998	Hall, Gary – 1968
Grayson, Ray – 1979, 1980	Hall, James – 1979, 1980, 1981

Scottsboro Wildcat Football
All-Time Roster (1913-Present)

Hall, Jason – 1991, 1992, 1993	Hastings, Michael – 1984
Hall, Matt - 1986	Hastings, Riley – 2016
Hall, Tim – 1998, 1999	Hastings, Tyler – 2015, 2016, 2017
Hall, Vince – 1978, 1979, 1980	Haston, Tim – 1975, 1976, 1977
Hambrick, Frank – 1979, 1980	Haswell, Mike – 1983
Hambrick, Anthony – 1973, 1974, 1975	Hauenstein, John – 1996, 1997, 1998
Hambrick, Brennon – 2009, 2011, 2012	Havis, Willie – 1979
Hambrick, Heath – 2005, 2006	Hawkins, David – 2009
Hamilton, Dan – 19 84	Hayes, Ed – 1929, 1930
Hamm, Dennis – 1986, 1987	Hayes, Walter – 1963
Hamlet, John Price – 2002, 2003	Haynes, Macon – 1991
Hamlet, Tyler – 2005, 2006	Haynes, Richard – 2015, 2016, 2017
Hamlin, Ual – 1958	Heard, Eric – 2001, 2002, 2003
Hammon, Brett – 1999, 2000, 2001	Heath, Cary – 1969, 1970
Hammons, Wayne – 1954	Heath, Merrill – 1973, 1974, 1975
Hammonds, Bobby - 1959, 1960	Heath, Warren – 1970, 1971, 1972
Hancock, Bob – 1926	Hedrick, Teddy – 1979, 1980
Hancock, Bobby – 1949	Helms, Aaron – 2003
Hancock, Boyd – 1925	Helms, Jamie – 1997
Hancock, Bud – 1946, 1947	Hembree, James Gay – 1947, 1948, 1949
Hancock, David – 1978	Hembree, Liles – 1913, 1914, 1915
Hancock, Forrest – 2016, 2017, 2018, 2019	Henderson, Harry Moore – 1922
Hancock, Loyd – 1948	Henderson, Ronnie – 1965
Hancock, Rayford – 1949, 1950	Henderson, Terry – 1989, 1990, 1991
Hannigan, Donald – 2019	Hendrix, Lonnie – 1970
Hannigan, Darrell – 2009, 2010, 2011, 2012	Hendrix, Mikiel – 2003
Harbin, Tanner – 2001	Henegar, Donnie – 1972
Hardric, Henderson – 1994, 1995, 1996	Henegar, John – 1977, 1978
Harding, Bradley – 2012, 2013	Henegar, Parker – 2005, 2006, 2007, 2008
Harding, Kenny – 1971, 1972, 1973	Henegar, Ronnie – 1970, 1971
Harding, Matt – 2000, 2001, 2002, 2003	Henry, Mizell – 1981, 1982
Hardman, John – 1993	Henshaw, Frank – 1940, 1941
Harkness, Steve – 1983, 1984, 1985	Henshaw, Robert – 2005, 2006, 2007, 2008
Harless, David – 1977, 1977	Henshaw, Willis – 1940, 1941
Harnen, Rocky – 1974, 1975, 1976	Hereford, Doug – 1968
Harper, Earl – 1929	Hereford, Tom – 1969
Harper, Emmett – 1947	Herring, Jay – 1988, 1989, 1990
Harper, Scott – 1951, 1952, 1954	Hess, Cal – 1925, 1926
Harrington, Forrest – 1988, 1989, 1990	Hess, Cody – 1956, 1957
Harrington, Gavin – 1990, 1991, 1992	Hess, Eugene – 1925
Harris, B.J. – 2020	Hess, Gene – 1926
Harris, Charles – 1969, 1970	Hester, David – 1973
Harris, Dexter – 2002, 2003, 2004, 2005	Hester, Robert – 1963, 1964, 1965
Harris, D.J. – 1995	Hicks, Tom - 1984, 1985, 1986
Harris, Emmett – 1932	Hiestand, Daniel – 2005, 2006, 2007, 2008
Harris, Johnny – 1961, 1962	Higginbotham, Frank – 1971
Harris, T.J. – 1995	Higginbotham, Kenneth – 1965
Hass, Charles – 1953, 1954	Hill, D'aron – 2008, 2009
Hass, Craig – 1992, 1993, 1994	Hill, James – 1987, 1988, 1989
Hass, Jason – 1991, 1992, 1993	Hill, Kenneth – 1996, 1997, 1998
Hass, Robbie – 1982	Hill, Matt – 2006
Hastings, Garner – 1954, 1955, 1956	Hill, W.H. – 1939, 1941

Scottsboro Wildcat Football
All-Time Roster (1913-Present)

Hinkle, Austin – 2020	Huber, James – 1952, 1953
Hirsch, Dominick – 2011	Hughes, J.D. – 1947
Hodges, Bill – 1957, 1958	Hughes, John – 1970, 1971, 1972
Hodges, Bobby – 1953, 1954, 1955, 1956	Hughes, John – 1975, 1976, 1977
Hodges, Durwood – 1966, 1967, 1968	Humphrey, Michael – 1989, 1990, 1991
Hodges, Scott – 1988	Hunt, Ben – 1913, 1914, 1915, 1916
Hodges, Jerry Dale – 1970, 1971, 1972	Hunt, Bud – 1947, 1948, 1949, 1950, 1951
Hoge, Bruce – 1973, 1974, 1975	Hunter, Bill – 1914
Hoge, Perry – 1974, 1975, 1976	Hurt, Parker – 1990
Hoge, Vernon – 1953	Hutchins, Carson – 2009, 2010, 2011, 2012
Holcomb, Gage – 2010	Hyatt, Donnie – 1970, 1971
Holcomb, John – 1970	Hyde, Brody – 2017, 2018, 2019
Holcombe, Danny – 1998	Iyomahan, Alex – 2003, 2004
Holder, Cade – 2018, 2019, 2020	Ingram, Gene – 1986, 1987, 1988
Holder, Fred – 1965, 1966	Irving, Laddy – 1953
Holder, Jack – 1960	Irwin, Irby – 1951
Holder, Ken – 1987, 1989	Isbell, Sam – 1969
Holder, Kevin – 1991, 1992, 1993	Ivey, Richard – 1983, 1984
Holder, Scott – 1996	Ivey, Will – 1996, 1997, 1998
Holland, Albert – 1931, 1932	
Holland, Alex – 1995, 1996, 1997	Jackson, Gabrel – 2020
Holland, Blimp – 1951	Jackson, Stephen – 2012, 2013, 2014, 2015
Holland, Cameron – 1991, 1992, 1993	Jacobs, Don – 1973, 1974, 1975, 1976
Holland, Chad – 1991, 1992, 1993	Jacobs, Gilbert – 1947
Holland, Hunter – 1994, 1995, 1996	Jacobs, Grady – 1967, 1968
Holland, Jimmy – 1971, 1972, 1973	Jacobs, J.C. – 1994, 1995, 1996
Holland, Lee – 1974, 1976	Jacobs, John – 1962
Holland, Paul – 1968, 1969	Jacobs, Paul – 2000, 2001, 2002
Holland, Tim – 1947, 1948, 1949	Janzen, Matt – 2006, 2007, 2008, 2009
Holland, Quenneth – 1949, 1950, 1951	Jeffers, Chad – 1985, 1986, 1987
Holloway, Clifford – 1971	Jeffrey, Ellis – 1962, 1964
Holt, Jordan – 2000, 2001, 2002, 2003	Jeffrey, Roger – 1995, 1996
Holt, Kyle – 2006	Jenness, Perry – 1979, 1981
Holt, Zack – 1995, 1996, 1997	Johnson, Alex – 2015
Honey, Garon – 2018	Johnson, Ben – 2000, 2001, 2002, 2003
Hood, Chuck – 1985, 1986, 1987	Johnson, Blaiz – 2016, 2017
Hood, Doug – 1982, 1984	Johnson, Brett – 1977, 1978
Hood, Patrick – 1993	Johnson, Cleve – 1990
Hood, Trey – 2009, 2010, 2011, 2012	Johnson, Cole – 2015, 2016, 2017, 2018
Hooper, Floyd – 1955, 1957	Johnson, Derrick – 2002, 2003
Horton, David – 1975, 1976, 1977	Johnson, DeUntae – 2006, 2007, 2008, 2009
Horton, Michael – 1971	Johnson, Frank – 1989, 1990
Horton, Myron – 1980, 1981, 1982	Johnson, Gene – 1951
Houser, Noah – 2006, 2007	Johnson, Greg – 1982
Howell, Carl – 1994, 1995, 1996	Johnson, Hollis – 1947
Howell, Chris – 1991, 1992, 1993	Johnson, Jalon – 2018, 2019
Howell, David – 1959, 1960, 1961	Johnson, Jimmy – 1948, 1949
Howell, Richard – 1960	Johnson, Johnny – 1958, 1959, 1960
Howland, Bambi – 1958, 1960	Johnson, Keith – 1966, 1967
Howland, Bob – 1925, 1926	Johnson, Keith – 1973
Howland, Brad – 1958	Johnson, Kyle – 2016
Hubbard, Brandon – 1989	

Scottsboro Wildcat Football
All-Time Roster (1913-Present)

Johnson, Lamar – 1988, 1989
 Johnson, Melvin – 1954, 1955, 1956
 Johnson, Pat – 1983
 Johnson, Ronnie – 1973, 1974
 Johnson, Rudy – 1968, 1969
 Johnson, Sonny – 1958
 Johnson, Steven – 1996, 1997, 1998
 Johnson, Steve – 1970, 1971
 Johnson, Trent – 2004, 2005, 2006, 2007
 Jones, Bill – 1914
 Jones, Bill – 1929, 1932
 Jones, Blake – 2018, 2019
 Jones, Claude – 1938, 1939
 Jones, Donald - 1970, 1971
 Jones, Glenn – 1986
 Jones, Jack – 1922
 Jones, Jeff – 1972, 1974
 Jones, Khaleem – 2007, 2008, 2009
 Jones, Keith – 1999, 2000, 2001
 Jones, Nathan – 2016, 2017, 2018, 2019
 Jones, Rudolph – 1922
 Jones, Robert E. – 1926
 Jones, Shrade – 2017, 2018
 Jones, Stanley – 1938, 1939
 Jongh, Mees du Croo de – 2019
 Joose, Alex – 2020
 Judge, Donald – 1967, 1968
 Judge, Jerry – 1964, 1965
 Justice, Daniel – 2006, 2007, 2008, 2009
 Justice, Terry – 1982

Karr, Chris – 2004, 2005, 2006
 Karr, Corey – 2004
 Kaschak, Casey – 2004, 2005, 2006, 2007
 Keaton, Milton – 1962, 1963
 Keel, John – 1987, 1988
 Keller, Greg – 1978, 1979, 1980
 Kelley, Dakota – 2011
 Kelley, J. R. – 1997, 1998
 Kelly, Ben – 1935
 Kelly, Chris – 2004
 Kelly, Dan – 1940, 1941
 Kelly, John – 1922
 Kelly, Maynard (Buck) – 1930, 1931
 Kennamer, Billy – 1957
 Kennamer, Bryan – 1972, 1973
 Kennamer, Harold – 1941
 Kennamer, Tyler – 2000
 Kennamer, Wiley – 1941
 Kennedy, Scott – 1984, 1985
 Kile, Fred – 1913

Killen, Brady – 2018
 Kime, Jacob – 1992, 1993, 1994
 King, Clarence – 1953, 1954
 King, Jerry – 1962, 1963
 King, R.C. – 1958, 1959, 1960
 Kirby, Ben – 1941
 Kirby, Ben – 2019, 2020
 Kirby, Chris – 1994, 1995, 1996
 Kirby, Eugene – 1949
 Kirby, Gary – 1971
 Kirby, Hugh - 1913
 Kirkland, Michael – 2000, 2001, 2002
 Kittrell, Wayne – 1976
 Knight, Cory – 2001, 2002, 2003, 2004
 Knight, Dakota – 2003, 2004, 2005, 2006
 Knight, Olan – 1949
 Knight, Tim – 2008
 Knight, Trey – 2007, 2008
 Knopps, Carter – 2020
 Kobet, Gary – 1982, 1983, 1984
 Kobet, Tony – 1980, 1981, 1982
 Koch, Tim – 2009
 Kolb, Gary – 2017
 Kowdis, T.J. – 2001
 Kubon, Dylan – 2012, 2013

Lacks, Jon – 1980, 1981, 1982
 Lambert, Tyler – 2007
 Lamonica, Cameron – 2004, 2005
 Lands, Blake – 2015, 2016
 Lankford, Miles – 1982
 Larcom, Curtis – 2007
 Latham, Bent – 1992, 1993, 1994
 Latham, Kent – 1992, 1993, 1994
 Latham, Leonard – 1940, 1941
 Latham, Willard – 1953, 1954, 1955, 1956
 Law, B.F. – 1948
 Lawrence, Ken – 1979, 1980, 1981
 Lawson, Ronald – 1972
 Lawson, Tim – 1988
 Ledbetter, Chris – 1988
 Ledwell, Marty – 1982
 Lee, Jimbo – 1989, 1990, 1991
 Lee, Jonathan – 1996, 1997, 1998
 Lee, Matthew – 2001, 2003, 2004
 Lee, Nicholes – 1997
 Lee, Paul – 2005
 Lee, Shingin – 2005, 1006, 2007
 Leighton, Hal – 2018
 Lewis, D.C. – 1947
 Lewis, Dylan – 2009, 2010, 2011, 2012

Scottsboro Wildcat Football
All-Time Roster (1913-Present)

Lewis, Jake – 2006, 2009	Manning, Sam – 2015, 2016, 2017, 2018
Lewis, Trey – 2010, 2011, 2012, 2013	Manning, Troy – 1979, 1980, 1981
Lewis, Zach – 2004, 2005, 2006	Manuel, Alberto Miguel – 2018, 2019, 2020
Light, George – 1962, 1963	Maples, Christopher – 2009
Linden, Timo van der – 2018	Maples, David – 1981, 1983
Linder, Mark – 1984	Maples, Ed – 1925
Linderman, Jason – 1990, 1991	Maples, Jim – 1922
Linderman, Keith – 1989, 1990, 1991	Maples, John – 1981, 1983
Linville, John – 1993, 1994, 1995	Maples, Mark – 1984
Linville, Noah – 2017, 2018, 2019, 2020	Maples, Mike – 1982
Livengood, Blake – 1986, 1987, 1988	Maples, Wade – 1960, 1961, 1962
Livingston, Jager – 2001, 2002, 2003, 2004	Mardis, Andrew – 2002, 2003, 2004, 2005
Logan, David – 1978, 1979	Mardis, Zach – 2006, 2007, 2008, 2009
Logan, Nicholas – 1992, 1993	Marlow, Bradley – 1994, 1995, 1996
Looney, Kentrell – 2011, 2013	Marlow, Todd – 1997
Lovelady, Charles – 1970, 1972	Marsh, Bill – 1996
Lovell, Denny – 1953	Martell, Phillip – 2000
Lowry, Keith – 1981, 1982, 1983	Martin, Granville "Tiger" – 1940, 1941
Loy, Dwight – 1990, 1991	Martin, Jackson – 2016
Luse, Brian – 1990	Martin, Jordan – 2010, 2011, 2012
Lusk, Adam – 1993	Martin, Rickey – 1975, 1977
Lusk, Charles – 1953, 1954, 1955	Martin, Roy – 1935
Lusk, Herbie – 1970, 1971	Mason, Blake – 2018, 2019
Lusk, J.B. – 1953	Mason, Tim – 1990, 1991
Lusk, Jordan – 2010	Massey, Emery – 1996, 1997, 1998
Lusk, Kevin – 2002	Mathis, Ed – 1926
Lusk, Tanner – 2008, 2009	Mathis, John – 1958
Lyles, Jonathan – 1983, 1984, 1985	Matthews, Bo – 2001, 2002
Lynch, Justin – 2013, 2014	Matthews, Claude – 1913, 1914
Lyons, Junior – 2011, 2012, 2013, 2014	Matthews, Ed – 1929
	Matthews, Jereme – 1990, 1991, 1992
	Matthews, Jim – 1988, 1989
Machen, Aubrey – 1958	Matthews, Kenneth – 1965, 1966
Machen, Garon – 2005	Matthews, Lee – 1931, 1932, 1933
Machen, Gene – 1947	Matthews, Randy – 1979
Machen, Glen – 1948, 1949	Matthews, Richard – 1963
Machan, Greg – 1979	Matthews, R.D. – 2011, 2012
Machen, Robbie – 1977, 1978, 1979	Matthews, Stan – 1984
Machen, Shorty – 1959, 1960	Matthews, Stanley – 1947
Machen, Taylor – 2005	Matthews, Ted – 1922
Madden, Savon – 2016, 2019	Maynor, Curtis – 1982
Maddox, Andy – 1979	Maxwell, Caleb – 2017, 2018
Maddux, Gary – 1978	Maxwell, Chance – 1998, 1999
Malone, Craig – 2008	McAllister, Randall – 1998
Malone, Tracy – 1982	McAlpin, Sean – 2015
Manning, Aaron – 2011, 2012, 2013, 2014	McCamey, Adam – 1998
Manning, Chris – 2004	McCamey, Anthony – 1987, 1988, 1989
Manning, Jacob – 2016, 2017, 2018, 2019, 2020	McCamey, Chris – 1996
Manning, Jamie – 2012, 2013, 2014	McCamey, Pat – 1987, 1988, 1989
Manning, Joe – 1979, 1980	McCamey, Russell – 1982
Manning, Joey – 2009, 2010, 2011, 2012	McCamey, Billy – 1990, 1991, 1992
Manning, Matthew – 1990	McCamey, Quincy – 1986, 1987, 1988, 1989

Scottsboro Wildcat Football
All-Time Roster (1913-Present)

McCamey, Tyrell – 2005, 2006, 2007	McLaughlin, Roy – 1953, 1954, 1955, 1956
McCarver, Chris - 1987, 1988, 1989	McLaughlin, Todd – 1978, 1980
McCauley, Nick – 2010, 2011, 2012, 2013	McLemore, Shane – 1990
McCelland, Ken – 1974	McLeod, Phoenix – 2006
McClendon, Drake – 2010, 2011	McMillan, Riley – 2011, 2012, 2013, 2014
McClendon, Fred – 1925	McMillion, Dale – 1974, 1975, 1976
McClendon, J.B. – 1929, 1931, 1932, 1933	McNeill, Tommy – 1962, 1963, 1964
McClendon, Junior – 1941	McNelley, Darrell – 1972
McClendon, King – 1926	McNelley, Roy “Cracker” – 1922
McCleod, Phoenix – 2005	McNorton, Mike – 1978, 1979, 1980
McClure, Chad – 1987	McNorton, Tony – 1977, 1978
McClure, Kyle – 2007, 2008	McNutt, Drew – 1998, 1999, 2000
McClure, Shannon – 1988	McNutt, Jonathan – 1996, 1997, 1998
McConnell, Lance – 1978, 1980	McQueen, Dylan – 2014, 2015
McConnell, Robert – 1970	McQueen, Gerald – 1982
McConnell, Nathan – 1977, 1978, 1979	McQueen, Vince – 1980
McCord, Dylan – 2018, 2019	Meeks, David – 1991, 1992
McCord, Jackson – 2019, 2020	Mendoza, Brady – 2014
McCord, Jimmy – 1950, 1951	Messersmith, Micah – 1996, 1997, 1998
McCormack, Jeremiah – 2003, 2004, 2005, 2006	Messmer, Michael – 1984, 1985
McCrary, Gavin – 2018, 2019, 2020	Metcalf, Jeff – 1985, 1987
McCrary, John – 1962	Metcalf, Tommy – 1982
McCrary, John – 1992, 1993, 1994	Metz, Hatton – 2015, 2016, 2017, 2018
McCrary, Sam – 2005	Michaels, Robert – 1952
McCrary, Tom – 1977, 1978, 1979	Michaels, Teddy – 1968, 1969
McCullough, Phil – 1978, 1979, 1980	Middleton, Edward – 1929
McCutcheon, Bill – 1947, 1948, 1949, 1950	Middleton, James – 1931, 1932, 1933, 1934, 1935
McCutchen, Bill – 1972, 1973, 1974	Middleton, Joe – 1930, 1931, 1932, 1933, 1934, 1935
McCutchen, Ed – 1922	Miguel, Ricardo – 2010
McCutchen, Ted – 1976, 1977, 1978	Miller, Chris – 1984, 1985, 1986
McCutchen, Howard – 1982, 1983, 1984	Miller, Eric – 1990
McCutchen, Tommy – 1952	Miller, Eugene – 1969, 1970, 1971
McCutcheon, George – 1930, 1931	Miller, G.T. – 1998, 1999
McDole, Zack – 1999, 2000, 2001	Miller, Hunter – 2009, 2010, 2011, 2012
McGaha-Potter, Bailey – 2014, 2015, 2016	Miller, Jace – 2015
McGaha-Potter, Hunter – 2010-2013	Miller, Joey – 1990
McGahey, Edward – 1914	Miller, John – 1965
McGee, Don – 1953	Miller, Ray – 1988
McGee, Gene – 1949, 1950, 1952	Miller, Taylor – 2011, 2012, 2013, 2014
McGee, Kenny – 1985	Miller, Tommy – 1973
McGee, Roger - 1971, 1972, 1973	Millican, Blake – 2003
McGee, Tom – 1973	Mitchell, Fred – 1932
McGriff, Jay Selley – 1933, 1934, 1935	Mitchell, Jordan – 2012, 2013, 2014
McGuffy, Mutt – 1960, 1961	Mitchell, Mike – 1973, 1975
McKee, George – 1961	Mitchell, Scott – 1975
McKelvey, Hal – 1933, 1935	Mitchell, Tony – 1979
McKelvey, William – 1932, 1933, 1935	Mitchell, Tyler – 2009
McKenzie, James – 1987, 1988, 1989	Moghani, David – 1982
McKinley, Matt – 2004, 2005, 2006, 2007	Money, Clyde – 1931, 1932
McKitchen, David – 1926	Money, James – 1926
McLaughlin, Charles – 1950	Money, Joe John – 1929, 1930
McLaughlin, Ray – 1953, 1955, 1956	Money, Josh – 1998

Scottsboro Wildcat Football
All-Time Roster (1913-Present)

Monroe, Thomas – 2004
 Moody, Jack – 1975, 1976, 1977
 Moody, Jep – 1913
 Moore, Coy – 2007, 2008, 2009, 2010
 Moore, Harley – 2018, 2019, 2020
 Moore, Jeffrey – 2007, 2008, 2009, 2010
 Moore, Otis – 1980
 Moore, Patrick – 1997, 1998, 1999
 Morris, Brian – 1985, 1986, 1987
 Morris, Joseph – 2008, 2009, 2010, 2011
 Morris, Larry – 1967, 1968, 1969
 Morris, Sam – 2015, 2016
 Morrow, Roy Lee – 1949, 1950
 Moorman, Noah – 2011, 2012
 Mount, Scott – 1982, 1983, 1984
 Mudler, Mark – 1976, 1977, 1978
 Mudler, Mike – 1973, 1974, 1975
 Munday, James – 1997, 1998, 1999
 Murner, Keith – 1965
 Murphy, Chris – 1972, 1973
 Murrah, Wayne – 1963, 1964
 Myers, Stephen – 1993

Nabors, Randy – 1982, 1983, 1984
 Necklaus, Gene – 1994
 Neeley, Noah – 2020
 Nelson, Britt – 2007, 2008, 2009, 2010
 Nelson, Jimmy – 1970, 1971, 1972
 Nevels, Jim – 1987, 1988, 1989
 Nevels, Larry – 1959, 1960
 Newson, Michael – 1997
 Newell, Harold – 1958, 1959
 Newell, Larry – 1949
 Newman, Bobby – 1972
 Newman, David – 1976, 1977
 Newsome, Drake – 2012, 2013, 2015
 Nichols, Billy – 1965, 1966
 Nichols, Charles – 1947
 Nichols, Zac – 1994, 1995, 1996
 Nicholson, Dwight – 1993, 1994
 Nicholson, J.R. – 1999, 2000, 2001
 Nicholson, John – 1975, 1976, 1977
 Nicholson, Mike – 1979, 1980
 Nicholson, Scott – 1976, 1977, 1978
 Nicholson, Todd – 1980, 1981, 1982
 Nickolson, John – 2000, 2001, 2002
 Nippers, Darrin – 1982, 1984
 Nix, Bo – 2014, 2015, 2016
 Nix, John – 1953, 1954, 1955
 Nolan, Don – 1974
 Nolan, Mike – 1986, 1987, 1988

Norris, Corey – 2005, 2006, 2008
 Norris, Doug – 1961

O'Neal, Ricky – 1977, 1978
 O'Neal, Ben – 1999
 Odom, Dennis – 1970
 Olinger, Billy – 1961
 Olinger, Bose – 1955, 1957, 1958
 Olinger, John – 1955, 1956, 1957
 Olsen, Kyler – 2012
 Ott, Greg – 1981
 Owen, Michael – 1993, 1994, 1995
 Owens, Bill – 1971, 1972, 1973
 Owens, Billy – 1956

Pace, Derek – 2014
 Pace, Pat – 1983
 Pace, Richard – 1955, 1957
 Page, Andrew – 2004
 Paradise, Blake – 2006
 Paradise, Greg – 1986
 Parker, Chris – 1982, 1983, 1984
 Parker, Darrin – 1988
 Parker, Dawson – 2019
 Parsons, Howard – 1932, 1933
 Pascual, Juan – 2011
 Pass, Alan – 1980, 1981, 1982
 Pass, John – 1989, 1990
 Patrick, Dickey – 1968
 Patterson, Cale – 2008, 2009, 2010, 2011
 Patterson, Wayne – 2006
 Patterson, Xander – 2016, 2017, 2019
 Patty, Dave – 1973
 Paulk, Nathan – 1998, 1999
 Paulk, William – 1997, 1998, 1999
 Payne, Bobby – 1951, 1952
 Payne, Howard – 1973
 Payne, Winston – 1929, 1930, 1931, 1932
 Peacock, Bill – 1947
 Peacock, Brad – 1984, 1985, 1986
 Peacock, Clay – 1963, 1964, 1965
 Peacock, Forest – 1992
 Peavy, Phillip – 2009, 2010
 Peiera, Sergio – 2020
 Pendergrass, Clyde – 1951
 Pendleton, Jason – 1985, 1986
 Penney, Barrett – 1995, 1996, 1997
 Penney, Jay – 1997, 1998, 1999
 Penney, Jordan – 2000, 2001, 2002, 2003
 Pepper, Billy – 1974
 Pepper, John – 1960

Scottsboro Wildcat Football
All-Time Roster (1913-Present)

Perez, Alvaro – 1992	Porch, Dan – 1973, 1974, 1975
Perkins, Jared – 2014, 2015, 2016	Porch, Jason – 1988
Perkins, Patrick – 2009, 2010, 2011, 2012	Porter, Hobson – 1935
Perkins, Tommy – 1965, 1966	Potter, Bryan – 1980, 1981, 1982
Perry, Billy Charles – 1952, 1953	Potter, Reed – 2020
Perry, David – 2003, 2004	Potterfield, Tanner – 2014
Perry, Hershell – 1938	Pouge, David – 1973
Perry, Hurley – 1938, 1939	Powell, Riley – 2006
Perry, Leon – 1925	Powell, Wes – 1982
Peters, Joe – 1933, 1935	Precise, Bud – 1953, 1954
Peters, Lyle – 2005	Precise, Curtis – 1996
Peters, Mac – 1972	Precise, Harvey – 1929
Petty, Allious – 1914, 1915	Precise, Howard – 1953, 1954, 1957
Petty, Mutt – 1913	Precise, Lester – 1930
Petty, Nathan – 2011, 2012	Precise, Phillip – 1969
Petriske, Jesse – 1985	Precise, Tom – 1935
Phillips, Adam – 1995, 1996	Precise, Tommy – 1967
Phillips, Al – 1974	Presley, David - 1966, 1967, 1968
Phillips, Bryant – 2017	Presley, Jim – 1913, 1914, 1915
Phillips, Dub – 1938, 1939, 1940	Presley, Pat – 1968
Phillips, Duncan – 1976, 1977, 1978	Prichard, Chris – 1999, 2000, 2001
Phillips, Dusty – 2008, 2010, 2011	Prichard, Grant – 1997, 1998, 1999
Phillips, Heath – 1998, 1999	Pritchett, Chris – 1991, 1992, 1993
Phillips, Howard – 1949, 1951	Pritchett, Evan – 2010
Phillips, Jack – 1951, 1952	Pritchett, Franklin – 1985, 1986, 1987
Phillips, Jeter – 1941	Proctor, Caleb – 2007, 2008, 2009
Phillips, Marvin – 1965, 1966	Proctor, Dane – 2006, 2009
Phillips, Mike – 1981, 1982	Proctor, Daniel – 2016
Phillips, Randy – 1996, 1997, 1998	Proctor, Howard – 1931, 1932, 1933, 1935
Phillips, Robert – 1935	Proctor, Larry – 1965, 1966
Phillips, Robert – 1962, 1963	Proctor, Lynn – 1975
Phillips, Sloan – 1948	Proctor, Ward – 1933
Pickles, Ronald – 1951	Proctor, Virgil – 1913
Pierce, Adam – 1995	Provens, Darryl – 2001
Pierce, Luke – 2012, 2013, 2014, 2015	Pullom, Tory – 1992, 1993, 1994
Pierce, Russ – 1990	Putman, Jeff – 1990, 1991, 1992
Pierce, Travis – 1986	
Pirkey, Jason – 1989, 1990	
Piskorz, Jay – 1978	Qanadilo, Terry – 2000, 2001, 2002
Pittman, Burman – 1985	Quinlivan, Evans – 1978, 1979
Pittman, Tim – 1995, 1996, 1997	Quinlivan, John – 1976, 1977, 1978
Planker, Domenik – 2015	Quinlivan, Mark – 1979, 1980, 1981
Pockrus, Aubrey – 1953	Quinn, Mike – 1968
Poe, David – 1972, 1974	
Poe, Jonus – 1988, 1989	
Poe, Monterio – 2004	
Poole, Joseph – 2019	Rackler, Thomas – 2020
Poole, Mike – 1957	Radavsky, John – 1973
Pope, Brad – 2000, 2001, 2002	Radon, Will – 2020
Pope, Chris – 1994, 1995, 1996	Radtke, R.H. – 1971
Pope, Dakota – 2010	Ramey, Chance – 2010, 2011, 2012, 2013
Popham, Gaylon – 2003	Ramirez, Damian – 2016, 2017
	Rankin, Devin – 1991, 1992, 1993

Scottsboro Wildcat Football
All-Time Roster (1913-Present)

Ray, Bobby – 1949	Romans, Patrick – 2002
Ray, Scotty – 1951, 1952, 1953, 1954	Rorex, W.M. – 1925, 1926
Reach, Jon – 2007, 2008	Rounsvall, Larry – 1967, 1968
Reach, Jonathon – 1983	Rounsvall, Ricky – 1971
Reaves, James – 1989, 1990	Rudder, Lucas – 1997, 1998, 1999
Reed, Brandon – 2003, 2004, 2005	Rudder, Jerry – 1955, 1957
Rescente, Kirk – 1979, 1980, 1981	Rudder, Lyles – 1987, 1988, 1989
Reid, Cecil – 1962, 1963	Rudder, Paul – 1925
Reid, Hugh – 1938	Rudder, Raymond – 1941
Reid, John T. – 1930	Rudder, Robert – 1977, 1979
Retowsky, Bill – 1976	Rule, Austin – 2020
Reyes, Adam – 1991, 1992	
Reyes, Gannon – 2017, 2018	
Reyes, Jay – 1987, 1988	St. John, Jake – 2000, 2001
Reynolds, Wes – 1979, 1980, 1981	Saloman, Quentin – 2011, 2012
Rhodes, Tutt – 1995	Sampson, John – 1985, 1986
Rice, Dylan – 2009	Sanders, Billy – 1953, 1955
Richard, Henri – 1973	Sanders, Billy Gordon – 1956
Richard, Jerome – 1974, 1975, 1976	Sanders, John – 1996, 1998
Richardson, Donye' – 2011, 2012, 2013, 2014	Sanders, Ray – 1914
Riggs, Donald – 1977, 1978, 1979	Sanderson, Chris – 2006, 2007
Riggs, Gary – 1976, 1977, 1978	Sanford, Jovan – 2012, 2014
Riggs, Mike – 1976, 1977	Sanford, Tres – 2017
Riley, John Will – 1925, 1926	San Miguel, Josh – 2011, 2012, 2013
Riley, Zack – 2018, 2019, 2020	Sargent, Tony – 2005
Roberts, Alvie – 1981, 1982	Sartin, Avery – 2015
Robert, Ian – 1999, 2000	Scheurich, Cody – 2010, 2011, 2012, 2013
Roberts, Rhett – 2010, 2011, 2012	Schvenk, Marc-Kevin – 2010
Roberts, Sandy – 1989, 1990	Schultz, Bill – 1959
Robertson, Charlie – 2008, 2009, 2010, 2011	Scott, Eric – 1998, 1999
Robertson, James "Shorty" – 1940, 1941, 1942	Scott, Joseph – 1985, 1986
Robertson, Jeff – 1986	Sebring, Bob – 2001, 2002
Robertson, Lance – 2014	Selby, Owen – 1935, 1936
Robertson, Robert – 1940	Selby, W.C.(Dub) – 1930, 1931, 1932, 1933
Robertson, Roy – 1958	Sentell, Gus – 1938, 1939, 1940
Robinson, Jarrette – 1913, 1915	Sexton, Garrett – 2010
Robinson, Lawson – 2004	Sexton, Kennard – 2005
Robinson, Luke – 2002, 2003	Sexton, Mittravais – 2014, 2015, 2016
Robinson, Rikki – 2014, 2015	Sexton, Robert – 1983, 1984, 1985
Roden, Herbert – 1938, 1939	Sexton, Vince – 1985, 1986
Roden, Jeremy – 2001, 2002, 2003, 2004	Seymour, Heath – 2010, 2011, 2012, 2013
Roden, Jerry – 1956	Seymour, Morris – 1974, 1975, 1976
Rodgers, Eugene – 1958	Seymour, Shane – 2012, 2013, 2014, 2015
Rodgers, Rayford- 1958	Seymour, Taylor – 2005, 2006, 2007
Rodriguez, Brian – 2013, 2014, 2015	Shankles, Chase – 2014
Rogers, Bobby – 1954, 1955, 1956	Shankles, Mike – 1986
Rogers, Rick – 1982	Shaver, Chris – 1989
Rogers, Ronald – 1959, 1960, 1961	Shaver, James – 1962, 1963
Rogers, Steve – 1974, 1975	Shavers, Johnny – 1953
Rollins, Bobby – 1982, 1983, 1984	Shelton, Brandon – 1999
Rollins, Robert – 2016, 2017	Shelton, Cameron – 2008, 2010, 2011
Rollins, Tim – 1982, 1983, 1984	Shelton, Robin – 1969, 1970

Scottsboro Wildcat Football
All-Time Roster (1913-Present)

Shelton, Tanner – 2015, 2016, 2017, 2018	Smith, W.L. – 1938, 1939, 1940
Shelton, Terry – 1971	Snead, Wendell – 1954
Shelton, Tommy – 1974, 1975	Snodgrass, Henry – 1973
Shelton, Will – 1989	Snodgrass, John David – 1953
Sherrell, Robert – 1958	Snyder, Douglas – 2011, 2012
Sherrill, Justin – 2015	Snyder, Shane – 1992, 1993, 1994
Sherrod, Jake – 2001, 2002, 2003, 2004	Solis, Eddie – 2016
Shipp, Jack – 1914	Southeast, Eddie – 1969, 1970, 1971
Shook, Johnny – 1941	Sparkman, Henry – 1952
Shoots, Billy Earl – 1958	Sparkman, Ronnie – 1982, 1983, 1984
Shortt, Doug – 1983, 1984	Spears, Caleb – 2010, 2011
Shortt, Joey – 1981, 1982, 1983	Spears, Jimmy – 1952, 1953
Shows, Luke – 1981, 1982	Sport, Ben – 1992, 1993, 1994
Shrader, Chris – 1983, 1984, 1985	Spurlin, Cliff – 1971, 1972, 1973
Simmons, Bob – 1947	Stamper, Mike – 1978
Simmons, Charles – 1933, 1935	Stanfield, Tony – 1979, 1981
Simmons, Jack – 1941	Starkey, Bob – 1963
Simmons, Ray – 1965, 1966, 1967	Starkey, Dave – 1973, 1974
Simmons, Shawn – 1990	Steeley, Rodney – 1989, 1990
Sims, Chase – 2010	Steelman, Bob – 1981, 1982, 1983
Sims, Wayne – 1954, 1955	Stenson, Greg – 2006, 2007, 2008
Singer, Doug – 1966	Stern, Justin – 2008, 2009, 2010, 2011
Sisco, Eddie – 1970, 1971	Sterns, Howard – 1971
Sisco, Jeremy – 1990, 1991	Stevenson, Paul – 1965, 1966, 1967
Sisk, Billy Ray – 1949	Stevens, Kelsey – 2011, 2013, 2014
Sisk, Brent – 1984	Stewart, Bryan – 1996, 1997, 1998
Sisk, Erskine – 1932	Stewart, Don – 1957
Sisk, Hall – 1926	Stewart, Donovan – 2020
Sizemore, Gary – 1951	Stewart, Gary – 1979, 1980
Skelton, David – 1953, 1954, 1955, 1956, 1957	Stewart, Jermaine – 1995, 1996, 1997
Skelton, Robert – 1953, 1954, 1955	Stewart, John M. – 1947
Skipper, Camden – 2016, 2017, 2018, 2019	Stewart, Mickey – 1963, 1964, 1965
Sloan, Bruce – 1970, 1971	Stewart, Mike – 1973
Sloan, Dave – 1973	Stewart, Pat – 1985, 1986, 1987
Sloan, Jimmy – 1947, 1949	Stewart, Phillip – 1990
Smart, Larry – 1963, 1964, 1965	Stewart, Steve – 1971
Smelley, Cash – 2005	Stewart, Thomas – 2020
Smith, Atkins – 1914	Stewart, Trevor – 2005
Smith, Blake – 2009	Stewart, William – 2015, 2016, 2017, 2018
Smith, Bobby – 1940	Stewart, Wyatt – 1929, 1930, 1931, 1932
Smith, Brad – 2001, 2002	Stiles, Adam – 2000, 2001
Smith, Don – 1981, 1982, 1983	Stiles, Brad – 1993, 1994, 1995
Smith, Druw – 2020	Stills, Tommy – 1982
Smith, Glen – 1949, 1950	Stinson, Greg – 2005
Smith, J.J. – 2005, 2006, 2007, 2008	Stone, S.L. – 1954, 1955
Smith, Jeremy – 2004, 2005	Strong, Crandall – 1997, 1998
Smith, Jerry – 1960, 1962	Stong, Streitman – 1979
Smith, Joel – 1998, 1999	Storey, Greg – 1984, 1985
Smith, Pelham (Pete) – 1913	Story, Steven – 1996
Smith, Kenny – 1972, 1973	Strawn, Irby – 1981, 1982
Smith, Lynn – 1982	Stringer, Homer – 1925
Smith, Scott – 1996	Strong, Crandall – 1996

Scottsboro Wildcat Football **All-Time Roster (1913-Present)**

Stroup, Chris – 1986, 1987
Stubblefield, Stacey – 1986
Sullivan, Chase – 2019
Sumner, Charles – 1971, 1972, 1973
Sumner, David – 1976, 1977
Sumner, Johnny – 1922
Sumner, Terry – 1980, 1981
Sutherland, Rayford – 1947
Swaim, Ed – 1938, 1939, 1940
Swaim, Mose – 1935
Swaim, Nick – 2000
Swancy, Charles – 1982
Swearingin, Billy – 1953
Swearingin, Garrett – 2016, 2017, 2018, 2019
Swinford, Austin – 2014

Tabacchi, Dean – 1994, 1995
Tabb, John – 1986
Talley, Barry – 1969, 1970
Talley, Billy – 1981
Talley, Drake – 2020
Talley, Dylan – 2010, 2011, 2012, 2013
Talley, Malik – 2014, 2015
Talley, Page – 1989, 1990, 1991
Talley, Zac – 2003, 2004, 2005
Tankersley, Shannon – 1989, 1990
Tanner, Michael – 1983, 1984, 1985
Tate, Brent – 1988
Tate, Ty – 2020
Taylor, Joe Lee – 1994
Telford, David – 1933
Terrell, Luke – 2020
Taylor, Phil – 1913
Taylor, Will – 2016, 2017, 2018, 2019
Thaxton, Joe – 1913, 1914, 1915
Thaxton, Porter – 1913, 1914, 1915
Thomas, D.W. – 1922
Thomas, Jarred – 2002
Thomas, Johnsie – 1951, 1952
Thomas, Josh – 2001, 2002, 2004
Thomas, Jud – 1994, 1995
Thomas, Nate – 2006, 2007, 2008, 2009
Thomas, Pritchard – 1947, 1948, 1949
Thomas, Ricky – 1974
Thompson, Jeremy – 2009, 2010, 2011, 2012
Thompson, Justin – 1999, 2000, 2001
Thompson, Justin – 2005
Thompson, Kyle – 1997, 1998, 1999
Thompson, Michael – 1985
Thompson, Randy – 1972, 1973, 1974
Thompson, Ronnie – 1969, 1970

Thompson, Sam – 1996, 1997, 1998
Thompson, Shane – 2007, 2008
Thompson, Ted – 1988
Thompson, Travis – 2005
Thompson, Will – 2008, 2010
Thrasher, Steven – 1982
Tiffin, Jeff – 1980, 1982
Tiffin, Rod – 1982, 1983, 1984
Timberlake, Michael – 1974
Tittle, Chris – 2006
Todorovich, John – 1988
Tolleson, Hal – 1979, 1980, 1981
Tolleson, Jeff – 1978, 1979, 1980
Tolleson, Jeffrey – 2000, 2001, 2002
Tolleson, Russell – 1983, 1984
Tolliver, Maurice – 1988, 1989
Tolliver, Rashad – 2005, 2007, 2008
Tolliver, Trudy – 1974
Tolliver, Victor – 2000, 2001
Tomasella, Ron – 1984
Townson, Jonathan – 2005
Trammell, Dale – 1953
Trammell, Don – 1958, 1959, 1960
Trammell, Pat – 1954, 1955, 1956, 1957
Trautwein, Yannick – 2013
Treece, Brian – 1981
Treece, Camden – 2017, 2018, 2019, 2020
Treece, Paul – 1987, 1988, 1989
Treece, Wayne – 1959, 1960
Treptow, Jonas – 2015
Trimew, Keith – 1994, 1995, 1996, 1997
Trotman, Jaylon – 2020
Tubbs, Cohen – 2015, 2016, 2017
Tubbs, Edward – 1955, 1956
Tubbs, Gordon – 1963
Tubbs, Jeremy – 1995, 1996
Tubbs, Jesse – 1961, 1962, 1963
Tubbs, Lynn – 1974
Tubbs, Parks – 1961
Tubbs, Travis – 2000, 2001
Tucker, Chris – 1990, 1991
Tucker, Clevon – 1971, 1972
Tucker, Robert – 1979, 1980, 1981
Turner, Aydan – 2020
Turner, Brent – 1989, 1990, 1991
Turner, James – 1955, 1956, 1957
Turner, Jason – 1988
Turner, John – 1986
Turner, Ryan – 1998, 1999

Scottsboro Wildcat Football **All-Time Roster (1913-Present)**

Underwood, Brian – 1978, 1979, 1980
Underwood, Eric – 1983, 1984, 1985
Utech, Jason – 1997, 1998, 1999

Vance, Jake – 2020
Vandergriff, Alan – 1973, 1974
Vargas, Gabriel – 2019, 2020
Venable, Chris – 1990
Venable, Mike – 1983, 1984
Venable, Pat – 1981, 1982
Vickers, Mike – 1972
Vickers, Mike – 1976, 1977, 1978
Vickery, Bryan – 1977
Vinson, Kinyon – 1938, 1939

Wade, Cole – 1998, 1999
Wade, Eric – 2009
Wade, Jimmy – 1983
Walden, Ray – 2017
Walker, Devon – 2020
Walker, Jerry – 1996
Walker, Mike – 1982
Walker, Morgan – 1974
Walker, Richard – 1988
Walker, W.C. – 1953
Wallace, Josh – 2005
Wallingsford, Jake – 1964
Wallingsford, Rob – 1985, 1986, 1987
Wallingsford, Tony – 1982, 1983
Walsh, Bill – 1925, 1926
Walsh, David – 1925
Walsh, Lester – 1929, 1932
Wann, John – 1986
Warren, Brandon – 1998, 1999
Warren, Collin – 2010, 2011, 2012, 2013
Warren, Jacob – 2015, 2016
Warren, Jonah – 2018, 2019, 2020
Warren, Nate – 2020
Washington, David – 2004, 2005, 2006, 2007
Washington, Eric – 1990, 1992
Washington, Wayne – 1993, 1994
Wasylow, Chris – 1995, 1996, 1997
Watkins, Jeff – 1980
Watwood, Jason – 1990, 1991, 1992
Watwood, Justin – 1993, 1994, 1995
Wayne, Richard – 2003, 2004, 2005, 2006
Weaver, Chip – 1983, 1984, 1985
Weaver, Dakota – 2019, 2020
Webb, Billy – 1963, 1964, 1965
Webb, Billy – 1969

Webb, Bobby – 1971, 1972
Webb, Charles – 1953, 1955, 1956, 1957
Webb, Connie – 1947
Webb, Cory – 1991, 1992, 1993
Webb, David – 1953, 1954, 1955, 1956, 1957
Webb, Don – 1963, 1964, 1965
Webb, Don, Jr. – 1998, 1999, 2000
Webb, Ernest – 1913, 1914, 1915
Webb, Jim – 1986, 1987, 1988
Webb, Joey – 2000, 2001, 2002
Webb, Kenneth – 2015, 2016, 2017, 2018
Webb, Paul – 1958, 1959
Webb, Ray – 1947
Webb, Raymond – 1961, 1962
Webb, Scott – 1994, 1995, 1996
Webb, Tim – 1981, 1982
Webb, Tom Ed – 1930, 1931, 1932, 1933
Webb, Winfred – 1971, 1972, 1973
Weeks, Jason – 1995, 1996, 1997
Weeks, Ryan – 2003, 2004, 2005, 2006
Wellington, Buck – 2001, 2004
Wellington, Corey – 1994, 1995, 1996
Wellington, Tracy – 1989, 1990, 1991
Wells, Dusty – 1995, 1996
Westmoreland, Jeremy – 2008, 2009, 2010
Wheeler, Daniel – 2000, 2001
White, Bill – 1965, 1966, 1967
White, Billy – 1929, 1930
White, Charles – 1995
White, John Will – 2006
White, Jordan – 2002, 2005
White, Josh – 2004, 2005, 2006, 2007
White, Larry – 1965, 1966
White, Mike – 1969
White, Stephen – 1998
White, Terrell – 2000, 2001, 2002
White, Williams – 1931
Whited, Cameron – 2016, 2017, 2018, 2019
Whitehead, Curtis – 2005, 2006, 2008
Whitehead, David – 1970, 1971
Whitehead, Donald – 1962, 1963
Whitehead, Jordan – 2011, 2012, 2013, 2014
Whitehead, Justin – 2011, 2012, 2013, 2014
Whitehead, Ryan – 1990, 1991, 1992
Whitehead, Rylee – 2016, 2017, 2018, 2019
Whitehead, Wendell – 1955, 1956
Whitney, Keith – 1999, 2000, 2001
Wicks, Hugh – 1969, 1970
Wicks, Tom – 1972, 1974
Widgeon, A.J. – 2016, 2017, 2018, 2019
Widgeon, Greyson – 2020
Widgeon, Patrick – 1992, 1993, 1994

Scottsboro Wildcat Football
All-Time Roster (1913-Present)

Wilbourn, Chris – 2005	Woodall, Clyde – 1926
Wilbourn, Josh – 2005, 2006, 2007, 2008	Woodall, John – 1957
Wilburn, Ray – 1972	Woodall, Johnny – 1953, 1955
Wilhelm, Brad – 1996, 1997	Woodall, Terry – 1985, 1986, 1987
Wilhelm, Brandon – 2000, 2001	Woodall, Tim – 1982, 1984
Wilkins, Keith – 2012, 2013, 2014	Woodall, Tom – 1989, 1990
Wilkinson, Jonathan – 2017, 2018, 2019, 2020	Woodall, Travis – 2015
Williams, Darrion – 2011, 2012, 2013, 2014	Wood, Dalton – 2016
Williams, Denny – 1971	Wooden, Judd – 2014, 2015, 2016
Williams, Glen – 1963, 1964, 1965	Wooden, Mark – 1984
Williams, John – 1966, 1967, 1968	Wooden, Wayne – 1964, 1965
Williams, Kenneth – 2005	Woods, Sean – 1991
Williams, Mike – 1975, 1976, 1977	Woods, Tyson – 2014, 2015
Williams, Mike – 1988, 1989, 1990	Woosley, Billy – 1965
Williams, Reagan – 1989, 1990, 1991	Woosley, Eric – 1990, 1991, 1992
Williams, Shane – 1991, 1992, 1993	Woosley, Patrick – 1997, 1998, 1999
Williams, Steve – 1973	Word, Don – 1973, 1974, 1975, 1976
Williams, Wilbur – 1938, 1939, 1940	Works, Mike – 1972
Williamson, Mike – 1964, 1965	Worrell, Mark – 1993, 1994, 1995
Willis, Malik – 2018, 2019, 2020	Wright, Andre – 1989, 1990, 1991
Willmon, Hunter – 2015	Wright, Blake – 1979, 1980, 1981
Wilmon, Isaac – 2005	Wright, Blake – 2015, 2016, 2017
Wilson, Charles – 1965, 1966	Wright, Brandon – 2006, 2007, 2008, 2009
Wilson, Dexter – 2007	Wright, Brennan – 1980
Wilson, Grant – 1983, 1984, 1985	Wright, Clyde – 1973, 1975
Wilson, Hayden – 2016, 2017, 2018, 2019	Wright, Evans – 2014, 2015, 2016
Wilson, Jacob – 2008	Wright, Gary – 2005, 2006
Wilson, James – 1982, 1983, 1984	Wright, Glen – 1988, 1989, 1990
Wilson, Kent – 1983	Wright, Hunter – 2017, 2018, 2019
Wilson, Shane – 1979, 1980, 1981	Wright, Jimmy – 1979, 1980, 1981
Wilson, Steve – 1987, 1988, 1989	Wright, Jimmy – 2010
Windham, David – 1970	Wright, Jimmy Lee – 1955, 1957
Windsor, Jeremy – 1992	Wright, Justin – 2014, 2015, 2016
Wininger, Ethan - 2017	Wright, Kyle – 2020
Wininger, Nate – 2013	Wright, Landon – 2019, 2020
Winkle, Zac – 2003, 2004, 2005	Wright, Mickey – 1990, 1991, 1992
Winston, Scott – 1983, 1984	Wright, Rupert – 1978, 1979
Winston, Willie Webb – 1929, 1932	Wright, Tom – 1969
Wolf, Coleman – 2005, 2006, 2007, 2008	Wright, Trey – 2007, 2008, 2009
Wolf, Riley – 2001, 2002, 2004	Wright, Troy – 2008
Womack, Bradford – 2015, 2016, 2017, 2018	Wright, Walt – 1970, 1971
Womack, Byron – 2014	Wynn, Jonathon – 1991, 1992, 1993
Womack, David – 1983	
Womack, Dustin – 2000	
Womack, Homer – 1925, 1926	Yates, Bob – 1969, 1970
Womack, Jerry – 1960, 1962	Yates, Brad – 1965, 1966, 1967
Womack, Jerry – 1974, 1975	Yates, Cecil – 2003, 2004
Womack, R. C. – 1960, 1961	York, John – 1984
Womack, Wayne – 1959, 1960	Young, Dakota – 2010
Wood, Bill – 1958, 1959	Young, Kamden – 2011, 2012, 2013, 2014
Wood, Josh – 1990	Young, Ray – 1983, 1984, 1985
Woodall, Clarence – 1935	Zapf, Heath – 1992, 1993, 1994

Scottsboro Wildcat Football
All-Time Roster (1913-Present)

Zapf, Paul – 1971, 1972
Ziegler, Burrell – 1947
Ziegler, Gerald – 1946

Complete rosters from 1913-1956 are not available. Listings for those seasons are based on the best available information.



Scottsboro Wildcat Football **1988 Season Stats**

<u>Season Stats</u>	<u>Scottsboro</u>	<u>Opponents</u>	<u>Kick Returns</u>	<u>Kickoffs</u>	<u>Punts</u>
First Downs	145	118	Q. McCamey	17-278	3-9
Rushing	413-1,447	406-2,364	P. McCamey	16-301	5-69
Passing	194-89-17	103-56-4	J. Reyes	4-45	
Passing Yards	997	973	J. Billingsley	2-24	
Plays-Yards	607-2,444	509-3,337	C. Ledbetter	1-17	
Punts/Avg.	47/33.3	36/32.8	J. Hill	1-4	
Fumbles Lost	26-15	27-16	R. Miller		*1-25
Penalties	62-611	74-722	* - blocked return by Miller		
KO Returns	41-669	-----			
Punt Returns	9-103	-----			

<u>Passing</u>	<u>Att.</u>	<u>Cmp</u>	<u>Yards</u>	<u>Int</u>	<u>TD</u>
A. McCamey	174	80	896	14	4
B. Livengood	12	6	60	2	1
S. Flanagan	1	1	25	0	0
Q. McCamey	3	1	20	0	0
P. McCamey	4	1	13	1	1

<u>Rushing</u>	<u>Att.</u>	<u>Yards</u>	<u>TD</u>	<u>Avg. Rush</u>
P. McCamey	234	1,018	8	4.3
A. McCamey	94	243	1	2.5
J. Hill	33	223	0	6.7
Q. McCamey	10	23	0	2.3
B. Livengood	16	-12		
J. Billingsley	1	-21		
C. Ledbetter	6	17		
J. Reyes	10	32		
R. Steeley	1	0		
P. Treece	2	15		
S. Flanagan	1	4		
R. Miller	2	20		

<u>Receiving</u>	<u>Recpt.</u>	<u>Yards</u>	<u>TD</u>	<u>Avg. Catch</u>
Q. McCamey	27	360	1	13.3
J. Billingsley	22	298	2	13.5
P. McCamey	14	138	2	9.8
J. Reyes	1	6		
G. Ingram	5	87		
P. Treece	1	5		
J. Hill	3	-15		
M. Nolan	6	65		
S. Flanagan	1	10		
R. Steeley	4	44		
B. Livengood	1	10		

<u>Punting</u>	<u>No.</u>	<u>Yards</u>	<u>Average</u>	<u>Blocked</u>
J. Billingsley	40	1,345	33.6	None
R. Steeley	2	52	26.0	None

<u>Kicking</u>	<u>XPA-XPM</u>	<u>FGA-FGM</u>
R. Carlisle	10-9	6-3

<u>Defense</u>	<u>Tk</u>	<u>Int</u>	<u>FR</u>
T. Armistead	22		
J. Webb	5		
K. Bonsall	6		1
J. Arnold	52		4
T. Fennell	17		1
S. Clark	62		2
J. Reyes	26		
Q. McCamey	34		1
B. Livengood	19	1	
J. Nevels	44		1
G. Ingram	1		
R. Miller	22		1
M. Nolan	1		
J. Duffey	32		1
G. Wright	58		1
R. Carlisle	1		
J. McKenzie	6		
R. Steeley	5		
A. Crowe	20		3
A. McCamey	7		
J. Keel	2		1
C. Eakin	3		
J. Billingsley	23	1	1
P. McCamey	2		
J. Hill	19		1
S. Wilson	7		
L. Clark	23		
T. Thompson	1		
C. Ledbetter	2		

Scottsboro Wildcat Football **1989 Season Stats**

<u>Season Stats</u>	<u>Scottsboro</u>	<u>Opponents</u>	<u>Kick Returns</u>	<u>Kickoffs</u>	<u>Punts</u>	
First Downs	141	121	P. Treece	1-0		
Rushing	458-2,193	438-1,671	Q. McCamey	9 – 204 (1)	21 – 132	
Passing	160-74-8	159-58-17	P. McCamey	14-458 (1)		
Passing Yards	1,341	836	P. Talley	6-119		
Plays-Yards	618-3,534	597-2,507	T. Wellington	1-16		
Punts/Avg.	37/33.4	50/32.3	R. Steeley	1-7		
Fumbles Lost	34-15	30-11	J. Hill	1-16		
Penalties	80-598	86-702	S. Wilson	2-10		
KO Returns	35-830	-----	L. Clark		1-0	
Punt Returns	22-132	-----				
			<u>Defense</u>	<u>Tk</u>	<u>Int</u>	<u>FR</u>
<u>Passing</u>	<u>Att. – Cmp – Yards – Int – TD</u>		A. Crowe	73		1
A. McCamey	153	72	1,245	7	16	
P. McCamey	5	1	8	1	0	
R. Steeley	1	1	41	0	0	
Q. McCamey	2	1	47	0	1	
<u>Rushing</u>	<u>Att. – Yards – TD – Avg. Rush</u>		C. Dobbins	21		
P. McCamey	214	1,115	9	5.2		
A. McCamey	109	407	9	3.7		
J. Hill	67	325	4	4.8		
P. Talley	17	65				
Q. McCamey	6	74				
P. Treece	2	7				
F. Harrington	1	4				
T. Wellington	30	163	5.4			
P. Barnes	6	7				
L. Johnson	2	7				
M. Humphrey	3	10				
R. Steeley	1	10				
M. Williams	1	0				
<u>Receiving</u>	<u>Recpt.-Yards-TD-Avg. Catch</u>		J. McKenzie	20		1
R. Steeley	34	541	9			
Q. McCamey	17	223	4			
P. McCamey	3	59				
J. Poe	11	257	3			
A. McCamey	1	8				
S. Wilson	1	27				
P. Talley	5	202	1			
K. Holder	2	21				
J. Hill	1	3				
<u>Punting</u>	<u>No. – Yards – Average – Blocked</u>		L. Rudder	23		2
R. Steeley	37	1,238	33.4	None		
<u>Kicking</u>	<u>XPA-XPM</u>	<u>FGA-FGM</u>	P. Treece	38		1
S. Davis	35-34	10-8 (Long of 38)	L. Clark	65		1

Scottsboro Wildcat Football **1990 Season Stats**

<u>Season Stats</u>	<u>Scottsboro</u>	<u>Opponents</u>	<u>Kicking</u>	<u>XPA-XPM</u>	<u>FGA-FGM</u>	
First Downs	130	158	Bell	4-1	4-0	
Rushing	383-1,716	478-2,121	Pierce	11-9	6-3	
Passing	119-54-5	122-46-12	Miller	1-1		
Passing Yards	972	540	Pirkey	4-2		
Plays-Yards	502-2,688	600-2,661				
Punts/Avg.	44/32.9	41/36.04	<u>Kick Returns</u>	<u>Kickoffs</u>	<u>Punts</u>	
Fumbles Lost	6	9	P. Talley	9-212	7-93	
Penalties	80-824	66-580	K. Linderman	1-21	3 – Minus 9	
KO Returns	29-658	34-613	P. Stewart	3-24	2-1	
Punt Returns	16-83	10-65	C. Johnson	7-234 (1)		
			T. Wellington	6-137	3 – Minus 2	
			M. Humphrey	2-35		
			R. Whitehead		1-0	
<u>Passing</u>	<u>Att. – Cmp – Yards – Int – TD</u>		<u>Defense</u>	<u>Tk</u>	<u>Int</u> <u>FR</u>	
F. Harrington	113 51 925 4 8		M. Humphrey	77	1	
C. Dixon	3 2 35 0 1		A. Wright	76		1
C. Johnson	1 1 12 0 0		G. Wright	129	1	
T. Wellington	2 0 0 1 0		L. Clark	100		1
			K. Fowler	17		
<u>Rushing</u>	<u>Att. – Yards – TD – Avg. Rush</u>		T. Woodall	29		2
T. Wellington	141 933 8 6.6		J. Herring	8		
M. Humphrey	63 334 2 5.3		P. Talley	10	2	1
C. Johnson	64 221 3 3.5		P. Barnes	6	1	
F. Harrington	82 169 1 2.1		F. Harrington	41	2	
T. Talley	14 44		R. Steeley	23	2	1
C. Bridges	5 13		D. Bradford	1		
P. Barnes	1 7		C. Dixon	4		
M. Williams	3 7		B. Luse	1		
J. Linderman	4 5		P. Stewart	31	1	2
R. Steeley	1 1		T. Wellington	30		
C. Dixon	1 – 0		B. McCamey	3		
K. Linderman	1 -1		F. Johnson	39		1
R. Whitehead	1 -3		K. Linderman	37	1	
Team	2 -14		R. Ferguson	18		
			M. Williams	8		
<u>Receiving</u>	<u>Recpt.-Yards-TD-Avg. Catch</u>		J. Lee	32		
P. Talley	16 351 3		B. Ellzey	18		
T. Henderson	5 172 2		R. Whitehead	1		
K. Linderman	6 163 1		J. Putman	1		
R. Steeley	10 116 1		S. Roberts	1		
B. Turner	3 44 1		S. Simmons	4		
R. Williams	2 28		T. Mason	1		
G. Harrington	1 28 1		J. Bell	2		
P. Barnes	1 21		J. Bonsall	1		
M. Humphrey	2 14		P. Hurt	0		1
T. Wellington	5 12					
F. Harrington	1 12					
J. Wood	1 7					
C. Johnson	1 4					
<u>Punting</u>	<u>No. – Yards – Average – Blocked</u>					
R. Steeley	23 751 32.7					
J. Bell	21 698 33.2					

Scottsboro Wildcat Football **1991 Season Stats**

<u>Season Stats</u>	<u>Scottsboro</u>	<u>Opponents</u>	<u>Defense</u>	<u>Tk</u>	<u>Int</u>	<u>FR</u>
First Downs	128	141	A. Wright	54		3
Rushing	425-2,146	457-2,357	K. Fowler	21		1
Passing	138-50-10	134-55-11	J. Lee	44		1
Passing Yards	806	657	M. Humphrey	48	1	
Plays-Yards	563-2,952	591-3,014	B. McCamey	57	1	1
Punts/Avg.	39/36.4	39/37	R. English	31		1
Fumbles Lost	9	11	G. Harrington	26	2	3
Penalties	79-806	64-546	T. Wellington	34	4	1
KO Returns	34-594	28-562	K. Linderman	35	1	2
Punt Returns	18-141	15-73	P. Barnes	13		1

<u>Passing</u>	<u>Att.</u>	<u>Cmp</u>	<u>Yards</u>	<u>Int</u>	<u>TD</u>
P. Barnes	121	43	684	8	5
R. Williams	17	7	122	2	2
T. Wellington	1	0	0	0	0

<u>Rushing</u>	<u>Att.</u>	<u>Yards</u>	<u>TD</u>	<u>Avg. Rush</u>
T. Wellington	185	1,214	12	
R. Whitehead	68	465	2	
P. Barnes	70	110		
P. Talley	12	100	2	
M. Humphrey	23	148	1	
J. Brown	12	25		
R. Williams	15	49	1	
C. Bridges	7	35		
Ca. Holland	3	3		
S. Williams	2	4		
S. Woods	3	25		
J. Linderman	1	4		

<u>Receiving</u>	<u>Recept.</u>	<u>Yards</u>	<u>TD</u>	<u>Avg. Catch</u>
T. Henderson	14	253	3	
P. Talley	7	165	4	
R. Whitehead	9	137		
Turner	6	76		
Humphrey	3	51		
R. Williams	4	55		
T. Wellington	7	36		

<u>Punting</u>	<u>No.</u>	<u>Yards</u>	<u>Average</u>	<u>Blocked</u>
J. Bell	39	1,421	36.4	

<u>Kicking</u>	<u>XPA-XPM</u>	<u>FGA-FGM</u>
J. Bell	26-21	4-1

<u>Kick Returns</u>	<u>Kickoffs</u>	<u>Punts</u>
Linderman	2-21	
Wellington	15-369	9-110
Brown	6-106	
English	3-16	
Bonsall	1-0	
Harrington	2-18	8-31
Talley		1-0

D. Meeks	6		
M. Wright	31		1
E. Woosley	24		
C. Bridges	1		
C. Dixon	18		1
B. Ellzey	14		2
T. Green	20		
C. Bell	1		
Ch. Holland	6		
C. Howell	1		
K. Holder	2		
T. Mason	1		
S. Woods	3		
J. Putman	1		
J. Watwood	2		
Ca. Holland	13	1	1

Scottsboro Wildcat Football **1992 Season Stats**

<u>Season Stats</u>	<u>Scottsboro</u>	<u>Opponents</u>	<u>Defense</u>	<u>Tk</u>	<u>Int</u>	<u>FR</u>
First Downs	106	110	M. Wright	68		3
Rushing	361-1,707	386-1,869	B. McCamey	63	1	4
Passing	106-51-9	100-35-8	T. Green	53		
Passing Yards	796	622	Ca. Holland	47		2
Plays-Yards	468-2,503	486-2,491	G. Harrington	41	5	2
Punts/Avg.	43/37.2	43/34.2	E. Woosley	41		
Fumbles Lost	8	13	Ch. Holland	39		
Penalties	59-611	72-727	C. Dixon	35		
KO Returns	24-412	22-395	J. Putman	31		
Punt Returns	10-105	14-112	B. Belvin	30		

Passing

Att. – Cmp – Yards – Int – TD

Ca. Holland	96	42	696	7	7
C. Dixon	10	5	39	1	0

Rushing

Att. – Yards – TD – Avg. Rush

R. Whitehead	176	1,014	10	5.8
J. Brown	84	463	1	5.5
Ca. Holland	80	215	1	2.7
G. Harrington	3	9		
C. Dixon	5	8		
K. Latham	1	3		
S. Williams	1	3		
T. Pullom	3	3		
B. Latham	5	2		
J. Windsor	1	-13		

Receiving

Recpt.-Yards-TD-Avg. Catch

G. Harrington	18	363	4	20.2
C. Dixon	9	184	3	20.4
C. Barnes	9	106	0	11.8
J. Windsor	6	98	0	16.3
R. Whitehead	7	24	0	3.4
B. Butler	1	17	0	
J. Brown	1	4		

Punting

No. – Yards – Average – Blocked

J. Windsor	33	1,242	37.6	1
Ca. Holland	10	274	27.4	1

Kicking

XPA-XPM

FGA-FGM

A. Perez	19-18	10-4 (Long-44)
----------	-------	----------------

Kick Returns

Kickoffs

Punts

G. Harrington	12-239	10-105
R. Whitehead	4-94	
B. Latham	3-28	
C. Dixon	2-24	
J. Brown	1-10	
J. Watwood	1-10	
K. Latham	1-7	

Scottsboro Wildcat Football **1993 Season Stats**

<u>Season Stats</u>	<u>Scottsboro</u>	<u>Opponents</u>	<u>Kick Returns</u>	<u>Kickoffs</u>	<u>Punts</u>
First Downs	105	107	B. Latham	4 – 82	6 – 42
Rushing	368-1,376	396-1,574	Bradford	1 – 11	
Passing	125-54-11	85-31-6	Meyers	1 – 8	
Passing Yards	680	486	Epps	2 – 20	
Plays-Yards	493-2,056	481-2,060	Butler		5 – 24
Punts/Avg.	42/32.9	36/38.2	Arnold	2 – 10	
Fumbles Lost	18	8	Nicholson	10 – 216	1 – 9
Penalties	53-529	69-634	Linville	4 – 68	
KO Returns	27-451	13-236	Pritchett	1 – 7	
Punt Returns	12-75	14-225	Pullom	2 – 29	

<u>Passing</u>	<u>Att. – Cmp – Yards – Int – TD</u>					<u>Defense</u>	<u>Tk</u>	<u>Int</u>	<u>FR</u>
K. Latham	96	47	598	9	5	Howell	32		1
Ca. Holland	29	7	82	3	0	Ch. Holland	55		

<u>Rushing</u>	<u>Att. – Yards – TD – Avg. Rush</u>				<u>Defense</u>	<u>Tk</u>	<u>Int</u>	<u>FR</u>
Ca. Holland	133	580	3	4.4	J. Hass	4		
B. Latham	56	165	0	2.9	H. Zapf	55		
K. Latham	56	141	3	2.5	Barnes	32		2
Arnold	36	127	0	3.5	Rankin	42		1
Davis	24	89	0	3.7	K. Latham	39	1	
Edgeworth	26	100	0	3.8	B. Latham	18	2	

<u>Receiving</u>	<u>Recpt.-Yards-TD-Avg. Catch</u>			<u>Defense</u>	<u>Tk</u>	<u>Int</u>	<u>FR</u>
Butler	14	248	3	Edgeworth	35	1	
Barnes	14	191	1	Ca. Holland	64		2
Webb	5	64		Butler	42	2	1
Holder	7	59		Pritchett	5		
Ca. Holland	3	30		Webb	5	1	
Meyers	2	23		Washington	3		
Edgeworth	2	22		Hardman	1		
B. Latham	4	19		Kime	7		1
Hardman	1	7		Epps	1		
K. Latham	1	1		Berrong	1		
Davis	1	-1		N. Brandon	6		

<u>Punting</u>	<u>No. – Yards – Average – Blocked</u>				<u>Defense</u>	<u>Tk</u>	<u>Int</u>	<u>FR</u>
Ca. Holland	22	762	34.6	1	Pullom	1		
Allen	20	618	30.9	1	Green	1		

<u>Kicking</u>	<u>XPA-XPM</u>	<u>FGA-FGM</u>
Butler	6 – 5	2 – 0
Kime	3 – 3	1 – 0

<u>Defense</u>	<u>Tk</u>	<u>Int</u>	<u>FR</u>
Howell	32		1
Ch. Holland	55		
J. Hass	4		
H. Zapf	55		
Barnes	32		2
Rankin	42		1
K. Latham	39	1	
B. Latham	18	2	
Edgeworth	35	1	
Ca. Holland	64		2
Butler	42	2	1
Pritchett	5		
Webb	5	1	
Washington	3		
Hardman	1		
Kime	7		1
Epps	1		
Berrong	1		
N. Brandon	6		
Pullom	1		
Green	1		
Davis	16		
Chamberlain	2		
B. Brandon	12		

1994 Season Stats

<u>Season Stats</u>	<u>Scottsboro</u>	<u>Opponents</u>	<u>Kick Returns</u>	<u>Kickoffs</u>	<u>Punts</u>			
First Downs	146	167	Butler	7-201 (1)	13-216 (2)			
Rushing	445-2,431	537-2,489	Nicholson	12-163				
Passing	118-56-8	141-60-10	Wellington	6-112				
Passing Yards	1,000	922	Linville	6-56				
Plays-Yards	563-3,431	678-3,411	Sport	1-19	1-11			
Punts/Avg.	40/32.3	39/32.7	Griffin	1-13				
Fumbles Lost	19	15	Pullom	2-9				
Penalties	56-724	73-602						
KO Returns	35-573	35-681	<u>Defense</u>	<u>Tk</u>	<u>Int</u>	<u>FR</u>		
Punt Returns	14-227	6-11	Garner	80	1	1		
3 rd Downs	30-93	58-138	Griffin	80	1			
4 th Downs	58-138	11-28	Butler	71	6	3		
			Zapf	69		4		
<u>Passing</u>	<u>Att. – Cmp – Yards – Int – TD</u>		Brandon	54		3		
K. Latham	113 54 989 6 9		Snyder	52				
Bradford	5 2 11 2 0		Hardman	49				
			Kime	49		1		
<u>Rushing</u>	<u>Att. – Yards – TD – Avg. Rush</u>		Thomas	40				
C. Wellington	156 876 8 5.6		Linville	29	1			
K. Latham	123 474 4 3.8		B. Latham	27	1			
Linville	51 372 1 7.2		K. Latham	10				
Arnold	39 299 2 7.6		H. Holland	14				
Nicholson	33 186 1 5.6		Epps	6				
Griffin	11 94 0 8.5		Hass	5				
B. Latham	11 67 2 6.09		Giles	4				
Butler	6 33 0 5.5		Young	4				
Nichols	3 14 0 4.7		Arnold	3				
Taylor	2 13		Kirby	2				
Giles	1 4		McCrary	2				
Owen	1 3		Washington	2				
Sport	2 -1		Wellington	2				
Bradford	6 -2		Bennett	2		2		
			Carlile	1				
<u>Receiving</u>	<u>Recpt.-Yards-TD-Avg. Catch</u>		J.L. Taylor	1				
Butler	28 492 5 17.5		Widgeon	1				
Sport	9 164 2 18.2							
Hardman	8 125 0 15.6		<u>Score by Quarter</u>	<u>1st</u>	<u>2nd</u>	<u>3rd</u>	<u>4th</u>	<u>Total</u>
Linville	3 76 1 25.3		Scottsboro	45	63	48	74	230
B. Latham	4 64 0 16		Opponents	41	51	54	59	213
Kirby	2 45 1 22.5							
Wellington	2 34 0 17							
<u>Punting</u>	<u>No. – Yards – Average – Blocked</u>							
Stiles	40 1,290 32.3	None						
<u>Kicking</u>	<u>XPA-XPM</u>	<u>FGA-FGM</u>						
Kime	23-18	4-1 (28)						

Scottsboro Wildcat Football **1995 Season Stats**

<u>Season Stats</u>	<u>Scottsboro</u>	<u>Opponents</u>	<u>Kick Returns</u>	<u>Kickoffs</u>	<u>Punts</u>
First Downs	176	177	Linville	5-181 (1)	
Rushing	533-3,744	505-2,462	Wellington	4-116	
Passing	75-30-9	168-69-11	Griffin	6-108	
Passing Yards	511	943	Sport	5-95	10-83 (1)
Plays-Yards	608-4,255	673-3,405	Holt	3-48	
Punts/Avg.	21/30.7	35/32.1	T. Harris	3-43	
Fumbles Lost	34-17	27-11	Nichols	2-27	
Penalties	89-884	66-619	Fanning	3-20	
KO Returns	31-638	49-789			
Punt Returns	10-83	2-2	<u>Defense</u>	<u>Tk</u>	<u>Int</u>
3 rd Downs	42-102	58-137	Garner	91	2
4 th Downs	20-29	10-30	D.J. Harris	65	1
			Thomas	65	8.5
			Brandon	62	
<u>Passing</u>	<u>Att. – Cmp – Yards – Int – TD</u>		Holt	58	1
K. Trimew	74 30 511 9 3		Griffin	47	1
Sport	1 0 0 0 0		Young	38	
			Giles	36	1
<u>Rushing</u>	<u>Att. – Yards – TD – Avg. Rush</u>		Linville	34	4
C. Wellington	155 1,268 17 8.1		Hardric	31	1
G. Griffin	119 941 10 7.9		Bohler	25	1
K. Trimew	111 722 6 6.5		Bradford	23	1
Z. Nichols	45 365 2 8.1		Sport	21	1
Sport	16 143 2 8.9		Carlile	18	1
Tubbs	19 93		Cheatom	16	1.5
Linville	26 87 0 3.3		Wellington	16	
Owen	17 62 0 3.6		Nichols	11	
Holt	9 49 0 5.4		Holland	9	
Stewart	5 26		Tabacchi	6	
Gidden	6 5		Kirby	4	
Webb	2 5		Bennett	3	
Gaddis	1 0		Owen	3	
Stiles	1 -27		Pierce	3	
			Alexander	2	
<u>Receiving</u>	<u>Recpt.-Yards-TD-Avg. Catch</u>		Jacobs	2	
Sport	19 321 1 16.8		Fanning	1	
Kirby	6 125 1 20.8		T.J. Harris	1	
Wellington	2 23		Pittman	1	
Holt	1 18		Rhodes	1	
Griffin	1 12		Tubbs	1	
Linville	1 12		Webb	1	
			Wells	1	
<u>Punting</u>	<u>No. – Yards – Average – Blocked</u>		<u>Score by Quarter</u>	<u>1st</u>	<u>2nd</u>
Stiles	21 645 30.7 None		Scottsboro	103	62
			Opponents	53	36
<u>Kicking</u>	<u>XPA-XPM</u>	<u>FGA-FGM</u>		<u>3rd</u>	<u>4th</u>
W. Bradford	20-14	2-1 (27)		70	80
Harris	11-9			58	42
Pierce	1-1				189

Scottsboro Wildcat Football **1996 Season Stats**

<u>Season Stats</u>	<u>Scottsboro</u>	<u>Opponents</u>	<u>Kick Returns</u>	<u>Kickoffs</u>	<u>Punts</u>
First Downs	220	196	Stewart	10-216 (1)	2-28
Rushing	579-4,275	512-2,076	Wellington	5-170	3-38
Passing	75-33-4	202-100-9	Griffin	3-57	
Passing Yards	687	1,565	Trimew	3-51	
Plays-Yards	654-4,962	714-3,641	Nichols	2-50	
Punts/Avg.	23/25.1	41/31.1	Fanning	5-37	2-8
Fumbles Lost	42-24	22-16	Gattis		1-0
Penalties	72-711	54-522			
KO Returns	30-581	54-985			
Punt Returns	8-74	7-51			
3 rd Downs	39-106	66-139			
4 th Downs	23-34	18-32			

Passing

	<u>Att.</u>	<u>Cmp</u>	<u>Yards</u>	<u>Int</u>	<u>TD</u>
K. Trimew	68	31	523	4	5
J. Mcutt	3	2	48	0	1
Z. Holt	1	0	0	0	0
Messersmith	3	0	0	0	0

Rushing

	<u>Att.</u>	<u>Yards</u>	<u>TD</u>	<u>Avg. Rush</u>
G. Griffin	172	1,450	10	8.4
C. Wellington	172	1,384	23	8.04
K. Trimew	133	919	13	6.9
Z. Nichols	31	195	1	6.3
Z. Holt	17	118	1	6.9
B. Stewart	24	90	1	3.7
Thompson	15	80	0	5.3
Strong	5	35	0	7.0
J. McNutt	7	20		
Bohler	1	4		
Messersmith	2	0		

Receiving

	<u>Recpt.</u>	<u>Yards</u>	<u>TD</u>	<u>Avg. Catch</u>
Fanning	17	328	2	19.2
Holt	9	237	3	26.3
Kirby	5	75	0	15.0
Gattis	1	25		
Johnson	1	23		

Punting

	<u>No.</u>	<u>Yards</u>	<u>Average</u>	<u>Blocked</u>
Bohler	16	393	24.5	None
Trimew	5	129	25.8	None
Holt	1	25		
Johnson	1	24		

Kicking

	<u>XPA-XPM</u>	<u>FGA-FGM</u>
W. Bradford	21-18	2-0
Johnson	23-16	

Defense

	<u>T - A</u>	<u>Int</u>	<u>FR</u>
Griffin	51-55		2
Nichols	68-81		1
Hardric	44-28		
Kirby	44-36		
Carlile	30-35		
Green	30-35		2
S. Smith	6-9		
Cheatom	29-26		
Bohler	22-26	1	1
Bradford	24-16	1	1
Alexander	25-21		2 - 1 TD
Holt	51-42	2	1
Wellington	50-21	2	1 - 1 TD
B. Stewart	36-20		
Trimew	7-7		
McNutt	5-4		
Marlow	12-12		
Wells	6-5		
S. Haislip	0-1		
A. Haislip	1-0		
Guffey	17-17		
Alfaro	2-4		
Howell	5-5		
Fanning	8-2	1	
Edwards	1-0		
Thompson	3-3		
Garner	0-1		
Bennett	1-1		

Score by Quarter

	<u>1st</u>	<u>2nd</u>	<u>3rd</u>	<u>4th</u>	<u>Total</u>
Scottsboro	130	113	81	78	402
Opponents	52	76	24	83	243

Scottsboro Wildcat Football **1997 Season Stats**

<u>Season Stats</u>	<u>Scottsboro</u>	<u>Opponents</u>	<u>Defense</u>	<u>T – A</u>	<u>Int</u>	<u>FR</u>	<u>Sacks</u>
First Downs	216	190	Alexander	51-43		3 (1)	3
Rushing	637-4,431	519-2,306	Allen	10-10			
Passing	63-24-7	199-85-11	Bohler	94-89		4	2
Passing Yards	450	1,081	Bradford	52-30		2	
Plays-Yards	700-4,881	718-3,387	Campbell	3-3			
Punts/Avg.	25/32.04	41/35.2	Cheatom	34-28			
Fumbles Lost	41-24	36-18	Fanning	17-9	1	1	1
Penalties	90-768	59-491	Foy	2-7			
KO Returns	30-590	45-863	Garner	23-39			2
Punt Returns	16-112	10-116	Green	84-74			.5
3 rd Downs	71-138	53-135	A. Haislip	4-3			
4 th Downs	12-27	12-40	S. Haislip	0-3			

Passing

Att. – Cmp – Yards – Int – TD

K. Trimew 63 24 450 7 1

Rushing

Att. – Yards – TD – Avg. Rush

B. Stewart 206 1,617 21 7.8
 K. Trimew 166 1,363 16 8.2
 C. Strong 127 735 7 5.8
 Bradford 65 400 3 6.2
 Z. Holt 14 171
 Utech 28 111
 Campbell 5 22
 J. Stewart 11 9
 Fanning 1 9
 Kelley 9 9
 Allen 1 1
 Brown 2 0
 Lee 1 -2
 Bohler 1 -10

Receiving

Recpt.-Yards-TD-Avg. Catch

Holt 12 280 0 23.3
 Fanning 8 99 0 12.4
 Gattis 4 67 1 16.7

Punting

No. – Yards – Average – Blocked

Bohler 18 561 31.1 None
 Trimew 7 241 34.4 None
 Thompson 1 – Blocked

Kicking

XPA-XPM **FGA-FGM**
 W. Bradford 46-42 2-2 (25, 40)

Kick Returns

Kickoffs **Punts**
 Holt 18-445 (1)
 Trimew 2-59 4-14
 B. Stewart 6-38
 Fanning 1-17 12-98
 J. Stewart 1-15
 Bohler 1-0
 Kelley 1-16

Defense

Holt 61-33 5
 Johnson 2-0
 R. Phillips 18-39 2
 Pittman 1-0
 B. Stewart 32-16
 J. Stewart 4-1
 Strong 0-1
 Thompson 61-45 5.5
 Trimew 40-22 3
 J. McNutt 0-1
 Paulk 1-1
 Utech 4-1

Score by Quarter

	<u>1st</u>	<u>2nd</u>	<u>3rd</u>	<u>4th</u>	<u>Total</u>
Scottsboro	76	109	114	62	374
Opponents	42	64	41	43	204

Scottsboro – 13 overtime points (7 / 6)

Opponents – 14 overtime points (7 / 7)

Scottsboro Wildcat Football **1998 Season Stats**

<u>Season Stats</u>	<u>Scottsboro</u>	<u>Opponents</u>	<u>Defense</u>	<u>T – A</u>	<u>Int</u>	<u>FR</u>	<u>Sacks</u>
First Downs	170	139	C. Green	77-39		2	2
Rushing	528-3,083	364-2,161	E. Massey	45-41			
Passing	68-27-7	123-65-5	J. Utech	32-30	1	1	
Passing Yards	480	1,012	J. Lee	22-33		1	2
Plays-Yards	596-3,563	487-3,173	R. McAllister	31-20			2
Punts/Avg.	23/37.7	32/34.7	W. Ivey	19-26			
Fumbles-Lost	30-23	15-8	T. Boleware	24-20	1		
Penalties	56-562	68-614	D. Webb	27-14	1		
KO Returns	43-946	26-699	B. Stewart	24-15		1	
Punt Returns	9-66	7-63	S. Thompson	24-14			1
3 rd Downs	41-108	31-91	E. Scott	15-20			1
4 th Downs	15-35	8-16	K. Campbell	14-13		1	
TOP/Game	26:11	21:49	R. Phillips	13-14			2

Passing **Att. – Cmp – Yards – Int – TD**

D. McNutt	64	25	457	7	5
K. Campbell	4	2	23	0	0

Rushing **Att. – Yards – TD – Avg. Rush**

B. Stewart	152	996	11	6.6
D. McNutt	153	825	7	5.4
C. Strong	132	713	4	5.4
J. Utech	65	429	7	6.6
K. Campbell	9	56	1	6.2
D. Webb	7	32		
K. Hill	5	20		
W. Paulk	5	12		

L. Fennell	9-20		1		
K. Thompson	7-7				1
J. Foy	6-7	1			
S. Johnson	5-4				
J. Munday	5-4				
W. Paulk	3-0				
J. Hauenstein	3-0				2
K. Hill	1-0				
G. Pritchard	0-1				

Score by Quarter **1st** **2nd** **3rd** **4th** **Total**

Scottsboro	55	78	21	99	253
Opponents	76	88	81	58	303

Receiving **Recpt.-Yards-TD-Avg. Catch**

W. Paulk	8	136	2	17.0
K. Hill	6	96	0	16.0
M. Messersmith	5	79	1	15.8
S. Johnson	3	77	1	25.7
C. Green	3	45	1	15.0
B. Stewart	2	47	0	23.5

Punting **No. – Yards – Average – Blocked**

S. Johnson	22	868	39.5	1
Team	1	blocked		

Kicking **XPA-XPM** **FGA-FGM**

S. Johnson	23-25	1-0
------------	-------	-----

Kick Returns **Kickoffs** **Punts**

K. Hill	19-325	4-36
B. Stewart	14-440	
D. Webb	7-168	
K. Campbell	1-3	
C. Strong	1-0	
J. Utech	1-10	
S. Johnson		5-30

Scottsboro Wildcat Football **1999 Season Stats**

<u>Season Stats</u>	<u>Scottsboro</u>	<u>Opponents</u>	<u>Defense</u>	<u>T – A</u>	<u>Int</u>	<u>FR</u>	<u>Sacks</u>
First Downs	163	151	L. Fennell	78-70			
Rushing	507-3,320	402-1,884	W. Paulk	56-48	3		
Passing	51-15-3	165-72-5	E. Scott	47-44		3	1
Passing Yards	227	951	K. Thompson	35-47		1	5
Plays-Yards	558-3,547	567-2,835	K. Campbell	30-45			
Punts/Avg.	28/35.6	33/33.9	S. Berry	31-41			
Fumbles-Lost	45-17	27-12	J. Munday	30-36		1	
Penalties	81-763	67-533	D. Austin	41-24	2		
KO Returns	39-638	40-761	B. O’Neal	27-17		1	
Punt Returns	20-147	12-104	G. Pritchard	18-25		1	2
3 rd Downs	39-96	48-117	T. Crumbly	11-16			2
4 th Downs	6-21	6-26	K. Jones	7-13			
TOP/Game	23:49	24:11	R. Baty	9-10		2	

Passing **Att. – Cmp – Yards – Int – TD**

D. McNutt	36	11	189	0	5
K. Campbell	15	4	38	3	0

Rushing **Att. – Yards – TD – Avg. Rush**

J. Utech	227	1,583	13	7.0
D. McNutt	81	551	7	6.8
D. Webb	72	347	2	4.8
K. Jones	29	274	4	9.4
D. Austin	24	181	0	7.5
W. Paulk	17	166	3	9.8
K. Campbell	33	98	4	3.0
A. Fennell	16	72	0	4.5
J.J. Ford	5	48		
R. Copenhaver	2	0		
J.R. Nicholson	1	0		

Z. McDole	6-1		
P. Moore	3-4		3
H. Phillips	3-3		1
B. Warren	2-2		
I. Roberts	3-0		
R. Turner	0-3		
D. Webb	2-0	1	
A. Fennell	0-2		
A. Berry	1-1		
J.J. Ford	1-0		
D. McNutt	1-0		
C. Barrett	0-0	1	

<u>Score by Quarter</u>	<u>1st</u>	<u>2nd</u>	<u>3rd</u>	<u>4th</u>	<u>Total</u>
Scottsboro	55	86	57	73	277
Opponents	68	66	72	33	239

Receiving **Recpt.-Yards-TD-Avg. Catch**

W. Paulk	6	116	3	19.3
B. O’Neal	4	49	0	12.2
N. Paulk	4	47	2	11.8
D. Austin	1	2		
D. Webb	0	13		

Punting **No. – Yards – Average – Blocked**

D. McNutt	18	660	36.7	None
J. Munday	10	336	33.6	None

Kicking **XPA-XPM** **FGA-FGM**

I. Roberts	30-28	3-1 (46)
------------	-------	----------

Kick Returns **Kickoffs** **Punts**

D. Webb	21-362	
A. Fennell	6-55	
J. Utech	5-102	
L. Fennell	2-32	1-0
N. Paulk	2-61	19-147
Z. McDole	2-19	
K. Campbell	1-7	

Scottsboro Wildcat Football **2000 Season Stats**

<u>Season Stats</u>	<u>Scottsboro</u>	<u>Opponents</u>	<u>Kick Returns</u>	<u>Kickoffs</u>	<u>Punts</u>			
First Downs	166	163	Z. McDole	12-274				
Rushing	519-3,959	427-2,220	D. Webb	9-180				
Passing	39-11-4	199-93-12	N. Paulk	3-84	18-244 (1)			
Passing Yards	325	1,321	D. McNutt	2-41				
Plays-Yards	558-4,284	626-3,541	A. Fennell	2-21				
Punts/Avg.	24/30.8	37/31.8	J. Anderson	1-2				
Fumbles-Lost	33-18	25-11	J.J. Ford	1-12				
Penalties	85-747	84-690	A. Gonder	1-24				
KO Returns	32-649	57-1,074	K. Jones	1-11				
Punt Returns	19-252	9-10	E. Scott		1-8			
3 rd Downs	44-99	43-133						
4 th Downs	10-22	17-34	<u>Defense</u>	<u>T – A</u>	<u>Int</u>			
TOP/Game	23:18	24:42	M. Guillory	77-79	<u>FR</u>			
			K. Jones	39-70	<u>Sacks</u>			
			S. Berry	55-49				
<u>Passing</u>	<u>Att. – Cmp – Yards – Int – TD</u>		N. Paulk	62-37	4			
D. McNutt	38 10 301 4 6		E. Scott	48-49	1			
R. Copenhaver	1 1 24 0 0		D. Webb	48-42	1			
			J.J. Ford	33-44	1			
<u>Rushing</u>	<u>Att. – Yards – TD – Avg. Rush</u>		B. Warren	21-47	2			
D. McNutt	145 1,429 19 9.9		Z. McDole	31-24	5			
A. Fennell	163 1,143 10 7.0		C. Barrett	12-19				
D. Webb	136 1,103 14 8.1		J. Webb	17-12	1			
Z. McDole	17 114 1 5.6		J. St. John	15-14				
A. Gonder	13 71 0 5.5		H. Phillips	8-21	1			
P. Martell	10 67 2 6.7		P. Martell	11-17				
J.R. Nicholson	5 27 0 5.4		J. Thompson	4-13				
K. Jones	2 18 1 9.0		J. Anderson	12-4	2			
B. Earl	8 5		T. White	11-3				
J. Anderson	1 4		J.R. Nicholson	5-2				
J. Holt	3 2		T. Kennamer	4-2				
R. Copenhaver	3 2		C. Wade	3-1				
Team	11 -3		E. Crawford	3-1				
			T. Hall	3-1				
<u>Receiving</u>	<u>Recpt.-Yards-TD-Avg. Catch</u>		B. Earl	1-1				
Z. McDole	5 212 2 42.4		B. Shelton	2-0	1			
N. Paulk	4 80 3 20.0		T. Qanadilo	0-0	1			
M. Harding	1 24		R. Turner	0-0	1			
J. Smith	1 9 1							
<u>Punting</u>	<u>No. – Yards – Average – Blocked</u>		<u>Score by Quarter</u>	<u>1st</u>	<u>2nd</u>	<u>3rd</u>	<u>4th</u>	<u>Total</u>
D. McNutt	23 705 30.7 None		Scottsboro	111	107	77	102	397
C. Maxwell	1 35		Opponents	60	101	57	53	271
<u>Kicking</u>	<u>XPA-XPM</u>	<u>FGA-FGM</u>						
I. Roberts	41-36	1-0						
T. White	2-1							

Scottsboro Wildcat Football **2001 Season Stats**

<u>Season Stats</u>	<u>Scottsboro</u>	<u>Opponents</u>	<u>Kick Returns</u>	<u>Kickoffs</u>	<u>Punts</u>			
First Downs	95	148	A. Gonder	16-332				
Rushing	455-1,979	424-2,363	B. Earl	13-298				
Passing	34-13-4	109-55-3	Z. McDole	9-202				
Passing Yards	333	865	J. Anderson	2-1				
Plays-Yards	489-2,312	533-3,228	T. White	1-Minus 5	11-46			
Punts/Avg.	38/31.6	29/32.1	D. Beaird	1-15				
Fumbles-Lost	54-27	23-13	J.J. Ford	1-18				
Penalties	65-601	72-619	K. Jones	1-6				
KO Returns	44-867	23-454	Team		1-9			
Punt Returns	12-55	8-9						
3 rd Downs	26-105	38-100	<u>Defense</u>	<u>T – A</u>	<u>Int</u>	<u>FR</u>	<u>Sacks</u>	
4 th Downs	14-31	12-26	S. Berry	74-63			2	
TOP/Game	23:35	24:25	K. Jones	59-55	2	1	1	
			Z. McDole	56-52				
<u>Passing</u>	<u>Att. – Cmp – Yards – Int – TD</u>		J.R. Nicholson	55-38		1	1	
R. Copenhaver	29 10 268 4 0		J. St. John	29-31		2	4	
D. Beaird	5 3 65 0 0		T. White	31-28		1		
			J.J. Ford	39-19	1			
<u>Rushing</u>	<u>Att. – Yards – TD – Avg. Rush</u>		J. Roden	23-23		3	3	
B. Earl	130 924 12 7.1		C. Barrett	22-22		1	1	
A. Gonder	98 430 3 4.4		J. Anderson	27-10				
Z. McDole	78 304 0 3.9		C. Prichard	7-18		2		
R. Copenhaver	95 162 3 1.7		J. Webb	5-9		1		
K. Jones	21 113 1 5.4		J. Gattis	6-7				
D. Beaird	25 53		B. Earl	6-2				
J.J. Ford	4 17		C. Airheart	1-5				
J. Livingston	1 -4		T. Qanadilo	2-4				
Team	3 -20		K. Whitney	1-3				
			D. Beaird	1-2				
<u>Receiving</u>	<u>Recpt.-Yards-TD-Avg. Catch</u>		J. Thompson	1-1				
T. White	8 107 0 13.4		B. Pope	0-2				
J. Holt	3 120 0 40.0		J. Bohannon	0-2				
Z. McDole	1 5		J. Tolleson	2-0				
A. Gonder	1 -1		J. Nickolson	2-0				
K. Jones	0 74		H. Gilbert	0-1				
B. Earl	0 28		A. Gonder	1-0				
			C. Burge	1-0				
<u>Punting</u>	<u>No. – Yards – Average – Blocked</u>		J. Penney	1-0				
T. White	26 797 30.7 None		J. Holt	0-1				
J. Gattis	9 288 32.0 None							
J. Anderson	2 51 45.5 None		<u>Score by Quarter</u>	<u>1st</u>	<u>2nd</u>	<u>3rd</u>	<u>4th</u>	<u>Total</u>
Z. McDole	1 26		Scottsboro	13	50	27	39	129
			Opponents	68	69	86	49	272
<u>Kicking</u>	<u>XPA-XPM</u>	<u>FGA-FGM</u>						
T. White	7-5	1-0						

2002 Season Stats

<u>Season Stats</u>	<u>Scottsboro</u>	<u>Opponents</u>	<u>Kick Returns</u>	<u>Kickoffs</u>	<u>Punts</u>			
First Downs	147	169	B. Earl	13-315	8-109			
Rushing	493-2,662	477-2,915	J. Livingston	6-135				
Passing	71-28-6	107-51-5	E. Heard	5-44				
Passing Yards	610	713	A. Gonder	5-87	8-179			
Plays-Yards	564-3,272	584-3,628	G. Estes	4-32				
Punts/Avg.	25/35.0	31/31.1	T. Blizzard	4-70				
Fumbles-Lost	50-28	20-12	J.J. Ford	3-19				
Penalties	70-665	77-715	J. Anderson	1-11				
KO Returns	42-723	21-444	C. Knight	1-10				
Punt Returns	17-288	9-145	Team		1-0			
3 rd Downs	35-104	34-103						
4 th Downs	16-30	12-29	<u>Defense</u>	<u>T – A</u>	<u>Int</u>	<u>FR</u>	<u>Sacks</u>	
TOP/Game	22:57	25:03	B. Bradford	44-89			2	
			J. Roden	67-61				
<u>Passing</u>	<u>Att. – Cmp – Yards – Int – TD</u>		D. Beaird	54-53	1		1	
R. Copenhaver	70 28 610 6 6		T. Qanadilo	52-53		1	4	
J. Livingston	1 0 0 0 0		J.J. Ford	50-43			1	
			T. White	53-28	2	1		
<u>Rushing</u>	<u>Att. – Yards – TD – Avg. Rush</u>		D. Johnson	36-33		4	4	
B. Earl	139 891 7 6.4		J. Anderson	29-19				
R. Copenhaver	142 713 7 5.0		J. Gattis	14-24	2			
A. Gonder	85 465 3 5.5		J. Tolleson	17-19		1		
G. Estes	65 322 5 5.0		B. Boykin	11-23		1		
E. Heard	16 127 2 7.9		J. Amos	12-22		1		
J. Livingston	23 110 2 4.8		C. Knight	13-13		1		
J. Holt	0 23		B. Earl	11-2				
C. Knight	8 14		J. Webb	5-4			1	
J. Gattis	2 11		J. Bohannon	6-2		1		
T. Blizzard	2 3		M. Harding	5-1				
G. Eakin	1 -7		J. Holt	3-0				
Team	10 -10		A. Gonder	2-0				
			R. Copenhaver	1-0				
			G. Estes	0-1				
<u>Receiving</u>	<u>Recpt.-Yards-TD-Avg. Catch</u>							
D. Benson	10 228 1 22.8							
T. Blizzard	6 191 1 31.8		<u>Score by Quarter</u>	<u>1st</u>	<u>2nd</u>	<u>3rd</u>	<u>4th</u>	<u>Total</u>
B. Earl	5 40		Scottsboro	38	65	59	77	239
J. Holt	3 93 3		Opponents	109	69	48	64	290
A. Gonder	3 34							
J. Gattis	1 24 1							
<u>Punting</u>	<u>No. – Yards – Average – Blocked</u>							
T. White	17 537 31.6 None							
R. Copenhaver	9 372 41.3 None							
<u>Kicking</u>	<u>XPA-XPM</u>	<u>FGA-FGM</u>						
T. White	22-22	3-1 (32)						

Scottsboro Wildcat Football **2003 Season Stats**

<u>Season Stats</u>	<u>Scottsboro</u>	<u>Opponents</u>	<u>Kick Returns</u>	<u>Kickoffs</u>	<u>Punts</u>
First Downs	210	162	T. Blizzard	12-254	
Rushing	639-4,282	418-2,578	B. Earl	9-200	9-63
Passing	34-11-1	178-80-10	J. Livingston	6-127	
Passing Yards	275	1,122	J. Holt	4-31	
Plays-Yards	673-4,557	596-3,700	E. Heard	4-87	
Punts/Avg.	25/37.9	40-30.6	M. Harding	2-45	1-13 (1)
Fumbles-Lost	36-18	23-15	D. Benson	1-17	5-37
Penalties	66-668	93-809	C. Knight	1-5	1-9
KO Returns	40-766	49-901	G. Estes	1-0	1-3
Punt Returns	19-174	7-60	D. Johnson		1-20
3 rd Downs	53-119	44-118	J. Roden		1-14
4 th Downs	9-25	9-23	B. Bradford		0-15 (1)
TOP/Game	25:56	22:04			

<u>Passing</u>	<u>Att. – Cmp – Yards – Int – TD</u>					<u>Defense</u>	<u>T – A</u>	<u>Int</u>	<u>FR</u>	<u>Sacks</u>
J. Livingston	32	11	275	1	2	C. Knight	81-48	1		
J.P. Hamlet	1	0	0	0	0	B. Bradford	56-69		2	
D. Benson	1	0	0	0	0	J. Roden	74-46	2		2

<u>Rushing</u>	<u>Att. – Yards – TD – Avg. Rush</u>				<u>Defense</u>	<u>T – A</u>	<u>Int</u>	<u>FR</u>	<u>Sacks</u>
B. Earl	240	1,937	28	8.1	D. Beaird	54-56			
J. Livingston	169	936	14	5.5	J. Amos	45-50	1		5
G. Estes	134	774	2	5.8	J. Gattis	34-47	2	1	
E. Heard	66	462	2	7.0	B. Boykin	35-35			4
R. Alley	4	89			D. Johnson	37-27		2	4
T. Blizzard	9	66			D. Harris	13-39			
J.P. Hamlet	2	19			M. Harding	32-15	4	2	
Z. Talley	2	3			A. Mardis	24-21		1	
L. Robinson	1	3			J. Fullington	17-21			
D. Knight	1	2			K. Gross	6-19		3	2
M. Cornelison	1	1			R. Alley	4-5			1
J. Roden	1	1			G. Estes	3-4		1	
Team	5	-4			J. Holt	4-0			
					C. DeWitt	1-2			
					M. Hendrix	0-2		1	
					T. Blizzard	2-0			
					D. Benson	2-0			
					J. Sherrod	1-1			
					B. Earl	1-0			
					B. Wellington	1-0			
					J. Campbell	0-1			

<u>Receiving</u>	<u>Recpt.-Yards-TD-Avg. Catch</u>				<u>Score by Quarter</u>	<u>1st</u>	<u>2nd</u>	<u>3rd</u>	<u>4th</u>	<u>Total</u>
D. Benson	5	77	0	15.4	Scottsboro	82	125	83	73	363
J. Holt	3	88	1	29.3	Opponents	43	76	78	69	266
T. Blizzard	2	89	1	44.5						
C. Knight	1	21								

<u>Punting</u>	<u>No. – Yards – Average – Blocked</u>			<u>XPA-XPM</u>	<u>FGA-FGM</u>
J. Livingston	25	948	37.9	None	7-3 (28, 33, 38)

<u>Kicking</u>	<u>XPA-XPM</u>	<u>FGA-FGM</u>
B. Bradford	42-38	7-3 (28, 33, 38)

Scottsboro Wildcat Football **2004 Season Stats**

<u>Season Stats</u>	<u>Scottsboro</u>	<u>Opponents</u>	<u>Kick Returns</u>	<u>Kickoffs</u>	<u>Punts</u>
First Downs	205	171	C. Knight	8-157	3-29
Rushing	646-4,231	340-1,558	T. Blizzard	8-174	11-108
Passing	49-16-5	287-143-14	H. Downey	7-99	
Passing Yards	461	1,970	B. Earl	5-102	4-26
Plays-Yards	695-4,692	627-3,528	T. Johnson	1-26	1-3
Punts/Avg.	23/36.0	43/33.0	G. Estes	1-10	
Fumbles-Lost	17-9	25-16	D. Covington	0-Minus 3	
Penalties	73-720	97-718			
KO Returns	30-565	53-985	<u>Defense</u>	<u>T - A</u>	<u>Int</u>
Punt Returns	19-166	2-10	C. Knight	85-42	6
3 rd Downs	59-133	51-128	J. Roden	62-44	2
4 th Downs	19-33	12-22	J. Fullington	45-44	
TOP/Game	26:05	21:55	B. Boykin	37-48	1
			H. Downey	37-45	1
<u>Passing</u>	<u>Att. - Cmp - Yards - Int - TD</u>		D. Harris	27-45	
J. Livingston	48 16 461 5 3		J. Amos	33-39	
B. Earl	1 0 0 0 0		K. Gross	24-38	
			B. Bradford	22-27	
<u>Rushing</u>	<u>Att. - Yards - TD - Avg. Rush</u>		A. Iyomahan	22-26	
B. Earl	208 1,838 25 8.8		A. Mardis	25-21	1
G. Estes	205 1,153 14 5.6		J. McCormack	27-16	
J. Livingston	141 713 13 5.1		T. Blizzard	14-4	2
T. Blizzard	22 238 1 10.8		B. Earl	11-6	1
T. Johnson	30 122 0 4.1		G. Estes	5-0	
C. Knight	14 98 1 7.0		J. Smith	3-1	
H. Downey	1 52		T. Johnson	2-1	
J. Roden	6 23 1 3.8		Z. Talley	2-0	
J. White	1 1		C. DeWitt	1-0	
Team	18 -7				
			<u>Score by Quarter</u>	<u>1st</u>	<u>2nd</u>
<u>Receiving</u>	<u>Recpt.-Yards-TD-Avg. Catch</u>		Scottsboro	97	123
T. Blizzard	5 202 2 40.4		Opponents	26	70
Z. Talley	5 92 0 18.4				
C. Knight	3 84 1 28.0				
J. Roden	2 60				
M. Cornelison	1 23				
<u>Punting</u>	<u>No. - Yards - Average - Blocked</u>			<u>3rd</u>	<u>4th</u>
J. Livingston	21 752 35.8 None			75	124
J. Roden	2 77 38.5 None			58	76
<u>Kicking</u>	<u>XPA-XPM</u>	<u>FGA-FGM</u>		<u>Total</u>	
B. Bradford	23-21	4-4		419	
J. Roden	25-16	3-1		230	
Z. Winkle	2-1				

Scottsboro Wildcat Football **2005 Season Stats**

<u>Season Stats</u>	<u>Scottsboro</u>	<u>Opponents</u>	<u>Kick Returns</u>	<u>Kickoffs</u>	<u>Punts</u>
First Downs	114	136	D. Washington	19-368	5-48
Rushing	483-2,220	351-1,950	T. Johnson	6-129	3-4
Passing	55-16-8	108-65-4	T. McCamey	6-125	4-12
Passing Yards	341	1,144	C. Guthrie	3-25	
Plays-Yards	538-2,561	459-3,094	Jor. White	3-47	
Punts/Avg.	24/31.5	27/30.4	T. Hamlet	3-35	1-38
Fumbles-Lost	37-21	22-10	Z. Talley	2-25	
Penalties	54-444	65-528	H. Downey	2-76	
KO Returns	45-833	26-521	A. Mardis	1-3	
Punt Returns	15-137	4-92	J. Smith		1-3
3 rd Downs	33-114	49-94	R. Alley		1-21
4 th Downs	18-41	3-11	B. Brumley		0-0 (1)
			J. McCormack		0-11

Passing **Att. – Cmp – Yards – Int – TD**

J. White	53	16	341	8	2
H. Downey	1				
D. Washington	1				

Rushing **Att. – Yards – TD – Avg. Rush**

T. Johnson	161	1,017	6	6.3
Tr. Thompson	43	292	1	6.8
J. White	111	272	7	2.5
H. Downey	46	210	2	4.6
R. Alley	58	177	0	3.1
T. McCamey	39	152	2	3.9
Jor. White	19	61	0	3.2
T. Hamlet	1	30		
Z. Talley	2	8		
A. Mardis	1	3		
D. Washington	2	-2		

Receiving **Recpt.-Yards-TD-Avg. Catch**

D. Washington	9	115	0	12.8
Z. Talley	6	203	2	33.8
J. McCormack	1	19		
T. Johnson	0	4		

Punting **No. – Yards – Average – Blocked**

T. Hamlet	16	533	33.3	None
Z. Talley	4	97	24.2	None
H. Downey	2	55	27.5	None
D. Washington	2	72	36.0	None

<u>Kicking</u>	<u>XPA-XPM</u>	<u>FGA-FGM</u>
Z. Winkle	20-19	3-1

Defense **T – A Int FR Sacks**

D. Harris	68-29		1	1
B. Brumley	47-20	1		
Jor. White	31-32		3	
T. Hamlet	28-18			
A. Mardis	22-24	1		
J. Smith	33-12			
D. Washington	9-38	1	1	
M. McKinley	25-11			1
B. Fielder	17-6			
K. Sexton	8-11			
R. Weeks	9-9			2
J. McCormack	11-5			
B. Adkins	7-8		1	1
H. Downey	9-4	1		
C. Karr	3-8			
Z. Talley	8-2			
R. Alley	3-6		1	
B. Reed	5-3		1	
C. Guthrie	3-2			
R. Wayne	2-2			
J. Wallace	0-1		1	
T. Johnson	0-1			
P. Lee	1-0		1	

Score by Quarter **1st 2nd 3rd 4th Total**

Scottsboro	30	41	44	35	150
Opponents	62	88	87	48	285

Scottsboro Wildcat Football **2006 Season Stats**

<u>Season Stats</u>	<u>Scottsboro</u>	<u>Opponents</u>	<u>Defense</u>	<u>T – A</u>	<u>Int</u>	<u>FR</u>	<u>Sacks</u>
First Downs	178	167	D. Washington	54-38	1	1	
Rushing	559-3,557	352-2,125	C. Karr	32-40		1	2
Passing	33-12-2	171-93-4	J. McCormack	33-33			
Passing Yards	375	1,207	J.J. Smith	42-19			
Plays-Yards	592-3,932	523-3,332	B. Fielder	33-20		1	
Punts/Avg.	26/31.3	31/31.1	C. Norris	28-23		1	7
Fumbles-Lost	25-16	23-11	T. Hamlet	25-19			
Penalties	76-686	62-442	Z. Mardis	25-14		2	
KO Returns	40-903	50-857	B. Adkins	21-18	1		
Punt Returns	9-73	19-278	M. McKinley	15-15		2	1
3 rd Downs	51-115	36-96	A. English	14-11		1	2
4 th Downs	20-26	13-22	J. Wilbourn	10-12			1
			B. Wright	9-7			
Passing	Att. – Cmp – Yards – Int – TD		D. Johnson	11-0	2	1	
J. White	28 12 375 2 4		J.A. Deerman	2-4			
T. McCamey	5 0 0 0 0		K. Kaschak	5-0			1
			A. Casias	4-1			
Rushing	Att. – Yards – TD – Avg. Rush		C. Tittle	3-1			
T. Johnson	189 1,541 20 8.2		C. Bray	2-1			
T. McCamey	222 1,374 16 6.2		D. Hiestand	0-3			
J. White	102 412 1 4.0		W. Patterson	0-2			
D. Washington	8 58 1 7.2		S. Lee	2-0			
S. Lee	7 55		T. Johnson	2-0			
T. Hamlet	9 54		D. Knight	1-0			
A. Casias	1 30 1		M. Casias	1-0			
J.J. Smith	6 22		T. McCamey			1	
J. Lewis	3 10						
C. Norris	1 3		Score by Quarter	1st	2nd	3rd	4th
D. Johnson	2 3		Scottsboro	101	98	72	59
Team	8 -2		Opponents	59	72	104	84
							Total
							330
							319
Receiving	Recpt.-Yards-TD-Avg. Catch						
D. Washington	9 264 3 29.3						
T. Seymour	2 57						
T. Hamlet	1 54 1						
Punting	No. – Yards – Average – Blocked						
T. Hamlet	12 429 35.8 None						
J. Benson	12 386 32.2 None						
Team	2 blocked						
Kicking	XPA-XPM	FGA-FGM					
J. Benson	41-38	5-4 (Long 39)					
Kick Returns	Kickoffs	Punts					
T. Johnson	12-446 (3)						
D. Washington	11-180	4-37					
T. McCamey	10-197	4-26					
T. Hamlet	2-23						
J.J. Smith	2-35						
J. White	2-20						
C. Whitehead	1-2						
Team		1-0					

2007 Season Stats

<u>Season Stats</u>						<u>Kick Returns</u>		<u>Kickoffs</u>		<u>Punts</u>	
First Downs	153					D. Washington		13-124		9-52	
Rushing	502-2,918					T. McCamey		8-133		2-11	
Passing	46-16-4					D. Johnson		3-19			
Passing Yards	339					T. Johnson		3-130			
Plays-Yards	548-3,257					T. Casias		1-16			
Punts/Avg.	30/33.9					K. Jones		1-8			
Fumbles-Lost	34-20					J.J. Smith		1-9			
Penalties	73-652										
KO Returns	30-439					<u>Defense</u>		<u>T – A</u>		<u>Int</u>	
Punt Returns	11-63					D. Washington		88-70		<u>FR</u>	
3 rd Downs	38-104					B. Fielder		69-68		<u>Sacks</u>	
4 th Downs	21-32					S. Lee		59-63			
TOP/Game	25:23					Z. Mardis		63-39			
						B. Wright		27-21			
<u>Passing</u>	<u>Att. – Cmp – Yards – Int – TD</u>					M. McKinley		24-17			
J. White	45 16 339 4 3					K. Cuthbertson		25-15			
T. Johnson	1					S. Gannon		11-29			
						J. Wilbourn		22-18			
<u>Rushing</u>	<u>Att. – Yards – TD – Avg. Rush</u>					A. English		15-19			
T. Johnson	159 1,194 13 7.5					T. McCamey		22-11			
T. McCamey	142 835 8 5.9					Ch. Cuthbertson		21-7			
J. White	121 415 5 3.4					J. Reach		8-11			
D. Johnson	37 252 3 6.8					K. Jones		5-11			
K. Jones	11 71 1 6.5					J.J. Smith		6-9			
J.J. Smith	12 67					D. Johnson		6-4			
T. Casias	6 53					C. Border		2-5			
K. Gray	2 20					T. Johnson		4-2			
M. McKinley	4 17					K. Gray		6-0			
S. Lee	1 3					R. Henshaw		3-1			
S. Thompson	1 2					J. Moore		1-1			
D. Washington	1 -1					S. Thompson		1-1			
Team	5 -10					T. Casias		1-0			
						J. White		1-0			
						J. Benson		0-1			
						E. Burkett		0-1			
						J.A. Deerman		1-0			
<u>Receiving</u>	<u>Recpt.-Yards-TD-Avg. Catch</u>					<u>Score by Quarter</u>		<u>1st</u>		<u>2nd</u>	
J. A. Deerman	6 – 138 – 2 – 23.0					Scottsboro		50		70	
D. Washington	5 – 112 – 1 – 22.4					Opponents		24		101	
T. Casias	3 – 75									59	
D. Johnson	1 – 12									64	
T. Seymour	1 – 2									Total	
										239	
										245	
<u>Punting</u>	<u>No. – Yards – Average – Blocked</u>										
J. Benson	25 859 34.4 1										
T. McCamey	4 143 35.8 None										
Team	1 16										
<u>Kicking</u>	<u>XPA-XPM</u>										
J. Benson	25-23										
D. Washington	3-0										

Scottsboro Wildcat Football **2008 Season Stats**

<u>Season Stats</u>	<u>Scottsboro</u>	<u>Opponents</u>	<u>Kick Returns</u>	<u>Kickoffs</u>	<u>Punts</u>
First Downs	147	144	K. Jones	16-342	18-154
Rushing	505-2,438	366-1,551	D. Johnson	7-107	1-8
Passing	61-20-2	179-92-7	T. Brizendine	3-51	
Passing Yards	488	1,143	J.J. Smith	2-11	1-6
Plays-Yards	566-2,926	545-2,694	B. Fielder	2-39	
Punts/Avg.	33/37.2	39/32.3	C. Malone	1-10	
Fumbles-Lost	31-20	24-11	J. Wilbourn	1-6	
Penalties	71-652	87-733	Z. Mardis		1-27 (1)
KO Returns	32-566	25-436			
Punt Returns	21-195	23-451	<u>Defense</u>	<u>T - A</u>	<u>Int</u>
3 rd Downs	45-120	34-106	Z. Mardis	55-77	1
4 th Downs	11-27	11-23	B. Fielder	69-43	2
TOP/Game	26:12	21:48	J.A. Deerman	38-38	
			C. Norris	36-33	2
<u>Passing</u>	<u>Att. - Cmp - Yards - Int - TD</u>		T. Brizendine	33-33	2
J. Benson	37 12 279 4 2		J. Wilbourn	20-38	
K. Jones	22 6 112 2 0		P. Henagar	25-32	
D. Johnson	1 1 66 1 0		B. Wright	31-20	1
B. Fielder	1 1 31 0 0		J.J. Smith	22-20	
			K. Jones	23-11	1
<u>Rushing</u>	<u>Att. - Yards - TD - Avg. Rush</u>		C. Border	16-17	1
D. Johnson	179 963 6 5.4		J. Stern	14-11	2
K. Jones	142 650 8 4.6		J. Reach	9-15	
J.J. Smith	104 564 4 5.4		J. Moore	10-9	1
B. Wright	8 117 1 14.6		D. Hill	9-8	
B. Fielder	10 37		J. Baker	4-10	
T. Brizendine	4 35		Z. Black	5-4	1
J. Benson	39 32 2		R. Henshaw	1-5	
D. Hill	3 22		C. Moore	1-3	
C. Norris	1 19		C. Malone	2-0	
S. Thompson	3 19		N. Thomas	1-1	
J. Stern	1 2		T. Lusk	0-2	1
T. Craft	1 1		R. Tolliver	1-1	
Team	10 -23		S. Thompson	0-2	
			M. Janzen	1-0	
<u>Receiving</u>	<u>Recpt.-Yards-TD-Avg. Catch</u>		D. Johnson	1-0	1
J.A. Deerman	9 205 3 22.8		D. Justice	1-0	
C. Norris	4 95 1 23.8		Cu. Whitehead	0-0	1
B. Fielder	3 44				
P. Henager	2 28 1		<u>Score by Quarter</u>	<u>1st</u>	<u>2nd</u>
T. Brizendine	1 31		Scottsboro	39	61
K. Jones	1 31		Opponents	59	67
				<u>3rd</u>	<u>4th</u>
<u>Punting</u>	<u>No. - Yards - Average - Blocked</u>				<u>Total</u>
J. Benson	30 1,226 40.9 3				215
					243
<u>Kicking</u>	<u>XPA-XPM</u>	<u>FGA-FGM</u>			
J. Benson	22-19	6-4 (42, 31, 33, 38)			

Scottsboro Wildcat Football **2009 Season Stats**

<u>Season Stats</u>	<u>Scottsboro</u>	<u>Opponents</u>	<u>Kick Returns</u>	<u>Kickoffs</u>	<u>Punts</u>			
First Downs	109	136	T. Brizendine	9-130	6-18			
Rushing	424-1,745	321-1,379	K. Jones	7-148	1 – Minus 2			
Passing	74-25-7	167-90-9	C. Hutchins	6-149				
Passing Yards	381	1,415	D. Johnson	5-102				
Plays-Yards	498-2,126	488-2,794	B. Wright	5-88				
Punts/Avg.	31/27.6	24/28.2	Z. Mardis	1-9				
Fumbles-Lost	32-17	17-10	A. Green	1-28				
Penalties	76-575	86-739	T. Craft	1-13				
KO Returns	36-670	21-349	Team	1-3	1 – Minus 6			
Punt Returns	8-10	7-51						
3 rd Downs	35-109	34-88	<u>Defense</u>	<u>T – A</u>	<u>Int</u>	<u>FR</u>	<u>Sacks</u>	
4 th Downs	15-35	4-16	Z. Mardis	67-66		1	3	
TOP/Game	26:38	21:22	C. Border	69-51	2			
			J. Stern	42-23		2	2	
<u>Passing</u>	<u>Att. – Cmp – Yards – Int – TD</u>		T. Brizendine	25-29	1			
B. Smith	52 18 267 4 2		M. Estes	20-29	1	1		
K. Jones	16 7 114 1 1		J. Baker	22-27		1	1	
T. Brizendine	5 0 0 2 0		D. Hill	22-20	1			
C. Border	1 0 0 0 0		T. Craft	18-20			2	
			J. Moore	16-18	1	1	1	
<u>Rushing</u>	<u>Att. – Yards – TD – Avg. Rush</u>		A. Green	10-19				
K. Jones	147 645 2 4.4		K. Jones	18-10				
C. Hutchins	107 472 5 4.4		J. Lewis	8-14			1	
Z. Mardis	51 333 3 6.5		C. Moore	8-9		1		
D. Johnson	40 149 1 3.7		P. Peavy	7-9		1		
T. Craft	17 57 0 3.4		B. Wright	7-8	1			
B. Wright	6 26 0 4.3		D. Proctor	4-8				
B. Smith	31 23 1		T. Lusk	6-2				
S. Thompson	6 22		C. Robertson	1-7				
T. Brizendine	9 15		C. Hutchins	2-5		1		
A. Green	4 8		M. Janzen	0-7		1		
J. Stern	1 2		N. Thomas	1-2				
Team	5 -7		D. Johnson	1-1				
			Z. Bradford	0-2				
<u>Receiving</u>	<u>Recpt.-Yards-TD-Avg. Catch</u>		S. Thompson	0-1				
T. Brizendine	5 141 3 28.2		C. Shelton	0-0	1			
K. Jones	4 46							
Z. Mardis	4 36		<u>Score by Quarter</u>	<u>1st</u>	<u>2nd</u>	<u>3rd</u>	<u>4th</u>	<u>Total</u>
D. Johnson	3 42		Scottsboro	27	28	30	31	116
C. Hutchins	2 40		Opponents	62	79	66	20	227
Z. Bradford	2 24							
C. Border	1 17							
D. Proctor	1 14							
B. Wright	1 13							
S. Thompson	1 6							
T. Craft	1 2							
<u>Punting</u>	<u>No. – Yards – Average – Blocked</u>							
T. Brizendine	27 768 28.4 1							
K. Jones	3 89 29.7							
<u>Kicking</u>	<u>XPA-XPM</u>	<u>FGA-FGM</u>						
T. Koch	14-12	4-0						

Scottsboro Wildcat Football **2010 Season Stats**

<u>Season Stats</u>	<u>Scottsboro</u>	<u>Opponents</u>	<u>Kick Returns</u>	<u>Kickoffs</u>	<u>Punts</u>
First Downs	101	155	S. Douglas	15-316	6-79
Rushing	350-1,280	376-1,968	C. Hutchins	12-149	6-38
Passing	129-39-13	139-89-4	C. Warren	7-88	
Passing Yards	611	1,231	C. Spears	2-14	
Plays-Yards	479-1,891	515-3,199	M. Estes	2-9	
Punts/Avg.	45/34.6	27/27.2	C. Border	1-18	1-14
Fumbles-Lost	23-14	20-11	Team	4-Minus 7	1-Minus 1
Penalties	68-621	86-676			
KO Returns	43-587	14-410	<u>Defense</u>	<u>T - A</u>	<u>Int</u>
Punt Returns	14-130	15-168	M. Estes	69-67	2
3 rd Downs	30-109	38-97	C. Border	64-34	
4 th Downs	9-20	12-21	J. Stern	47-34	1
TOP/Game	23:45	24:15	P. Peavy	37-31	1
			C. Robertson	35-21	1
<u>Passing</u>	<u>Att. - Cmp - Yards - Int - TD</u>		J. Goggins	24-27	1
W. Thompson	111 34 499 10 2		J. Baker	18-24	4
T. Lewis	9 3 21 1 0		D. Hannigan	16-20	1
S. Douglas	4 0 0 1 0		S. Douglas	22-11	
A. Green	2 0 0 1 0		J. Moore	14-17	
C. Hutchins	1 1 48 0 0		C. Moore	12-13	1
J. Stern	1 0 0 0 0		T. Lusk	6-8	
C. Brown	1 1 43 0 0		M. Fennell	7-4	
			E. Hall	3-6	1
<u>Rushing</u>	<u>Att. - Yards - TD - Avg. Rush</u>		N. Boyett	3-1	
A. Green	106 379 4 3.6		C. Sims	1-3	
C. Hutchins	75 343 1 4.6		C. Warren	1-2	
S. Douglas	26 154 1 5.9		C. Shelton	2-1	
W. Thompson	59 129 1 2.2		J. Lusk	2-1	
C. Sims	18 80		E. Estes	0-3	
J. Stern	13 62 1		B. Nelson	3-0	
C. Warren	21 56		I. Carter	1-2	
C. Border	8 48		R. Roberts	0-2	
M. Estes	9 42		B. Dukes	0-2	
C. Spears	6 30		H. Seymour	1-0	
R. Roberts	3 8		Z. Bradford	0-1	
Team	2 -5		C. Hutchins	1-0	
			W. Thompson	1-0	
<u>Receiving</u>	<u>Recpt.-Yards-TD-Avg. Catch</u>		J. Westmoreland	1-0	
C. Hutchins	8 96 0 12.0		J. Thompson	0-1	
S. Douglas	6 193 2 32.2		D. Lewis	0-1	
Z. Bradford	5 115 0 23.0				
E. Pritchett	5 43		<u>Score by Quarter</u>	<u>1st</u>	<u>2nd</u>
J. Stern	4 39		Scottsboro	21	19
M. Estes	3 60		Opponents	63	110
C. Sims	3 35				<u>3rd</u>
A. Green	3 6				<u>4th</u>
C. Border	2 24				<u>Total</u>
					79
					284
<u>Punting</u>	<u>No. - Yards - Average - Blocked</u>				
Z. Bradford	45 1,557 34.6 None				
<u>Kicking</u>	<u>XPA-XPM</u>	<u>FGA-FGM</u>			
M.K. Schvenk	10-8	5-3 (39, 32, 47)			

Scottsboro Wildcat Football **2011 Season Stats**

<u>Season Stats</u>	<u>Scottsboro</u>	<u>Opponents</u>	<u>Kick Returns</u>	<u>Kickoffs</u>	<u>Punts</u>
First Downs	139	137	C. Hutchins	20-296	
Rushing	460-1,897	317-1,659	C. Warren	10-227	
Passing	107-43-9	157-91-7	I. Carter	3-34	
Passing Yards	784	1,484	J. Boyd	3-53	3-15
Plays-Yards	567-2,681	474-3,143	D. Richardson	2-4	
Punts/Avg.	31/35.0	26/34.5	R. Roberts	1-18	
Fumbles-Lost	26-14	9-3	Jo. Whitehead	1-18	
Penalties	65-571	67-535	C. Robertson	1-5	
KO Returns	41-655	18-358	M. Estes		4 – Minus 9
Punt Returns	10-19	14-180	D. Hannigan		2-15
3 rd Downs	35-114	35-90	Team		1 – Minus 2
4 th Downs	20-32	11-22			
TOP/Game	27:59	20:01			
<u>Passing</u>	<u>Att. – Cmp – Yards – Int – TD</u>				
T. Lewis	103	41	722	9	3
A. Baggett	1	1	25	0	1
C. Hutchins	1	0	0	0	0
Z. Bradford	1	1	37	0	0
M. Estes	1	0	0	0	0
<u>Rushing</u>	<u>Att. – Yards – TD – Avg. Rush</u>				
C. Warren	121	641	3	5.3	
C. Hutchins	139	597	2	4.3	
T. Lewis	144	476	8	3.3	
H. Seymour	12	74	1	6.2	
C. Spears	12	54	1		
I. Carter	12	44			
J. Boyd	8	23			
D. Richardson	2	4			
A. Baggett	1	2			
J. Stern	2	1			
B. Hambrick	1	0			
Team	5	-6			
<u>Receiving</u>	<u>Recept.-Yards-TD-Avg. Catch</u>				
C. Hutchins	11	226	1	20.5	
D. Hannigan	7	117	1	16.7	
Z. Bradford	6	108	0	18.0	
H. Seymour	6	96	1	16.0	
J. Thompson	4	63			
C. Warren	3	41			
R. Roberts	2	66			
C. Shelton	1	25	1		
M. Estes	1	18			
C. Spears	1	14			
J. Stern	1	10			
<u>Punting</u>	<u>No. – Yards – Average – Blocked</u>				
Z. Bradford	31	1,084	35.0	None	
<u>Kicking</u>	<u>XPA-XPM</u>	<u>FGA-FGM</u>			
D. Hirsch	14-14	6-3 (42, 27, 42)			
<u>Defense</u>	<u>T – A</u>	<u>Int</u>	<u>FR</u>	<u>Sacks</u>	
J. Stern	38-45	2		1	
M. Estes	32-43	1	1		
E. Estes	29-28			2	
D. Richardson	28-26			2	
R. Roberts	31-20	1			
C. Robertson	22-26	1	1	1	
D. Hannigan	32-14	2	1		
U. Cortez	10-12				
T. Duffey	10-7			1	
C. Hutchins	11-6				
J. Goggins	9-5				
J. Boyd	6-8				
C. Spears	9-4				
B. Dukes	2-7			1	
J. Martin	2-6				
D. Phillips	3-3				
N. McCauley	3-3				
H. Potter	0-4			1	
D. Snyder	2-2				
J. Morris	1-2				
T. Appleton	2-1				
C. Ramey	0-2				
D. Kelley	2-0				
B. Hambrick	1-1				
P. Perkins	1-0				
D. Hirsch	0-1				
K. Garner	1-0				
T. Lewis	1-0				
C. Warren	1-0				
H. Dixon	0-1				
J. Thompson	0-1				
<u>Score by Quarter</u>	<u>1st</u>	<u>2nd</u>	<u>3rd</u>	<u>4th</u>	<u>Total</u>
Scottsboro	24	38	13	66	141
Opponents	68	88	64	64	284

Scottsboro Wildcat Football **2012 Season Stats**

<u>Season Stats</u>	<u>Scottsboro</u>	<u>Opponents</u>	<u>Kicking</u>	<u>XPA-XPM</u>	<u>FGA-FGM</u>
First Downs	167	191	T. Kleinschmidt	28-25	5-4 (34, 24, 32, 25)
Rushing	416-2,107	396-2,396			
Passing	181-71-10	185-113-9	<u>Kick Returns</u>	<u>Kickoffs</u>	<u>Punts</u>
Passing Yards	995	1,882	C. Hutchins	8-211	1-10
Plays-Yards	597-3,102	581-4,278	C. Warren	8-192	
Punts/Avg.	36/34.4	28/29.4	J. Boyd	6-115	3-20
Fumbles-Lost	18-12	14-8	M. Estes	5-120	
Penalties	73-625	94-753	D. Billingsley	3-51	
KO Returns	37-794	28-614	J. Thompson	2-22	
Punt Returns	7-56	12-69	B. Hambrick	2-33	
3 rd Downs	44-118	41-96	J. Mitchell	1-18	
4 th Downs	9-24	7-18	S. Jackson	1-14	
TOP/Game	22:23	25:37	I. Carter	1-18	
			D. Hannigan		3-26
<u>Passing</u>	<u>Att. – Cmp – Yards – Int – TD</u>		<u>Defense</u>	<u>T – A</u>	<u>Int</u> <u>FR</u> <u>Sacks</u>
T. Lewis	173 70 973 10 11		M. Estes	64-38	2 2 1
H. Seymour	7 1 22 0 0		R. Roberts	66-26	1
Ju. Whitehead	1 0 0 0 0		Jo. Whitehead	48-38	
<u>Rushing</u>	<u>Att. – Yards – TD – Avg. Rush</u>		D. Richardson	40-30	2 4
C. Warren	126 574 5 4.6		E. Estes	34-23	1
T. Lewis	118 470 6 4.0		D. Hannigan	26-19	4
A. Green	55 334 4 6.1		N. McCauley	21-24	1
D. Billingsley	26 196 2 7.5		S. Jackson	24-13	
C. Hutchins	16 126 0 7.9		J. Boyd	25-9	
Ju. Whitehead	15 121 0 8.1		J. Goggins	18-13	
J. Boyd	7 84 1		B. Dukes	8-13	
H. Seymour	28 82 1		Z. Bradford	14-6	2
J. Mitchell	4 33		D. Snyder	11-7	
R. Roberts	6 32		H. Seymour	12-4	1
I. Carter	6 31		J. Manning	2-11	1
S. Jackson	4 31		C. Hutchins	10-3	1
B. Clark	4 9		J. Gray	3-8	
Jo. Whitehead	1 -16		H. Miller	6-5	
<u>Receiving</u>	<u>Recpt.-Yards-TD-Avg. Catch</u>		C. Ramey	2-8	1
C. Hutchins	36 494 7 13.7		R.D. Matthews	6-4	1
C. Warren	8 112 0 14.0		T. Miller	4-5	1
M. Fennell	7 134 1 19.1		Ja. Manning	4-5	2
J. Thompson	5 59 2 11.8		B. Hambrick	5-2	
D. Billingsley	4 48		R. Grider	5-2	
Ju. Whitehead	3 83		T. Appleton	2-4	
J. Boyd	3 32 1		J. Martin	4-2	
A. Green	2 9		C. Ashley	3-2	
B. Hambrick	1 17		S. Seymour	3-1	
H. Seymour	1 7		Ju. Whitehead	3-1	
T. Lewis	1 0		K. Wilkins	3-1	
<u>Punting</u>	<u>No. – Yards – Average – Blocked</u>		<u>Score by Quarter</u>	<u>1st</u> <u>2nd</u> <u>3rd</u> <u>4th</u> <u>Total</u>	
Z. Bradford	31 1,107 35.7 None		Scottsboro	73 53 48 61 235	
Jo. Whitehead	5 132 26.4 None		Opponents	92 111 55 91 349	

Scottsboro Wildcat Football **2013 Season Stats**

<u>Season Stats</u>	<u>Scottsboro</u>	<u>Opponents</u>	<u>Kick Returns</u>	<u>Kickoffs</u>	<u>Punts</u>
First Downs	128	159	C. Bartlett	17-356	6-80
Rushing	409-1,536	430-2,016	C. Warren	9-123	23-274 (1)
Passing	135-62-5	192-105-4	Ju. Whitehead	4-92	
Passing Yards	769	1,304	B. Rodriguez	1-30	
Plays-Yards	544-2,305	622-3,320	Jo. Whitehead		3-22
Punts/Avg.	47/35.1	52/26.8	D. Billingsley		1-30
Fumbles-Lost	17-9	24-17	H. Seymour		0-13 (1)
Penalties	54-458	83-681			
KO Returns	31-601	24-493			
Punt Returns	33-419	15-150			
3 rd Downs	37-116	47-133			
4 th Downs	9-21	12-19			
TOP/Game	22:40	25:20			

<u>Defense</u>	<u>T - A</u>	<u>Int</u>	<u>FR</u>	<u>Sacks</u>
Jo. Whitehead	63-25	1	3	
Ju. Whitehead	55-31			
S. Jackson	47-29	1	2	
J. Lyons	45-15		2	6
D. Billingsley	42-13	1		
K. Stevens	27-27			
D. Richardson	39-9	1	2	1
T. Miller	28-14		2	1
D. Williams	29-6			
J. Mitchell	17-9		1	
R. Grider	23-3		1	1
B. Clark	18-7		3	1
I. Bibbs	11-3			1
N. McCauley	2-4			
H. Potter	4-0			
J. Manning	3-0			
F. Alting	2-0			
Y. Trautwein	2-0			
C. Ashley	2-0		1	
B. Harding	1-0			
R. Green	0-1			
T. French	1-0			
K. Looney	0-1			

<u>Passing</u>	<u>Att.</u>	<u>Cmp</u>	<u>Yards</u>	<u>Int</u>	<u>TD</u>
T. Lewis	133	62	769	5	11
J. Lynch	2	0	0	0	0

<u>Rushing</u>	<u>Att.</u>	<u>Yards</u>	<u>TD</u>	<u>Avg. Rush</u>
T. Lewis	203	941	14	4.6
C. Warren	93	350	8	3.8
H. Seymour	36	177	1	4.9
C. Bartlett	42	148	1	3.5
D. Billingsley	7	25		
B. Rodriguez	9	14		
S. Seymour	2	14		
J. Lynch	8	-4		
Jo. Whitehead	1	-17		
Team	8	-112		

<u>Receiving</u>	<u>Recpt.</u>	<u>Yards</u>	<u>TD</u>	<u>Avg. Catch</u>
A. Baggett	22	252	2	11.5
H. Seymour	16	133	3	8.3
C. Bartlett	8	172	4	21.5
S. Seymour	8	123	1	15.4
C. Warren	5	23		
T. Blizzard	3	66	1	

<u>Punting</u>	<u>No.</u>	<u>Yards</u>	<u>Average</u>	<u>Blocked</u>
Jo. Whitehead	47	1,652	35.1	None

<u>Kicking</u>	<u>XPA-XPM</u>	<u>FGA-FGM</u>
F. Grillo	39-33	1-1 (24)
Y. Trautwein		3-2 (37, 23)

<u>Score by Quarter</u>	<u>1st</u>	<u>2nd</u>	<u>3rd</u>	<u>4th</u>	<u>Total</u>
Scottsboro	48	131	74	31	284
Opponents	68	57	20	78	223

Scottsboro Wildcat Football **2014 Season Stats**

<u>Season Stats</u>	<u>Scottsboro</u>	<u>Opponents</u>	<u>Kick Returns</u>	<u>Kickoffs</u>	<u>Punts</u>			
First Downs	176	178	M. Talley	17-405 (1)				
Rushing	431-2,152	417-2,066	D. McQueen	13-322 (1)	8-65			
Passing	240-93-15	248-121-10	T. Potterfield	7-104				
Passing Yards	1,421	2,033	S. Seymour	5-74				
Plays-Yards	671-3,573	665-4,099	Ju. Whitehead	1-21				
Punts/Avg.	45/34.7	43/30.0	B. Rodriguez	1-8				
Fumbles-Lost	14-12	18-5	D. Billingsley	1-18				
Penalties	63-518	115-954	D. Richardson		1-17			
KO Returns	45-952	42-930	S. Jackson		1 – Minus 3			
Punt Returns	10-90	16-116	T. Blizzard		0-11			
3 rd Downs	57-142	50-136						
4 th Downs	10-29	10-21						
			<u>Defense</u>	<u>T – A</u>	<u>Int</u>	<u>FR</u>	<u>Sacks</u>	
			Jo. Whitehead	72-49			3	
			S. Jackson	66-40	3	1		
			G. Goins	41-42		1	3	
			K. Stevens	45-22	4			
			J. Lyons	38-18			7	
			D. Richardson	18-29			1	
			F. Alting	26-17			1	
			S. Seymour	27-13	2	2		
			T. Potterfield	16-13				
			D. Williams	13-16			1	
			E. Wright	9-15		2		
			J. Mitchell	14-6				
			Ju. Whitehead	8-10			1	
			R. Grider	7-6			2	
			Z. Bellomy	4-4			1	
			R. Green	5-2				
			C. Ashley	4-3				
			T. Miller	4-2				
			M. Talley	4-1				
			E. Edmondson	2-1			1	
			R. Robinson	2-1				
			B. Rodriguez	1-2				
			T. Woods	1-1				
			C. Bynum	0-1				
			D. McQueen	1-0	1			
			<u>Score by Quarter</u>	<u>1st</u>	<u>2nd</u>	<u>3rd</u>	<u>4th</u>	<u>Total</u>
			Scottsboro	72	75	90	57	308
			Opponents	86	102	82	91	381

Scottsboro Wildcat Football **2015 Season Stats**

<u>Season Stats</u>	<u>Scottsboro</u>	<u>Opponents</u>	<u>Kick Returns</u>	<u>Kickoffs</u>	<u>Punts</u>
First Downs	158	181	M. Talley	15-262 (1)	
Rushing	368-2,239	482-2,441	D. McQueen	12-237	
Passing	208-104-7	190-94-10	B. Rodriguez	9-158	
Passing Yards	1,630	1,493	S. Seymour	8-130	
Plays-Yards	576-3,869	672-3,934	D. Billingsley	2-10	
Punts/Avg.	47/32.8	41/33.1	T. Woods	1-10	
Fumbles-Lost	17-12	12-6	S. Jackson		8-45
Penalties	68-678	84-680	A. Freeman		1 – Minus 1
KO Returns	47-807	46-1,039			
Punt Returns	9-44	12-136	<u>Defense</u>	<u>T – A</u>	<u>Int</u>
3 rd Downs	30-106	55-133	R. Grider	61-58	1
4 th Downs	8-20	7-23	S. Jackson	71-42	1
			T. Woods	58-28	2
			A. Sartin	44-35	1
<u>Passing</u>	<u>Att. – Cmp – Yards – Int – TD</u>		A. Freeman	43-21	3
B. Nix	164 84 1,298 5 15		D. Billingsley	35-14	1
Ta. Woodall	41 18 258 1 2		C. Tubbs	19-27	1
D. McQueen	2 2 74 0 2		E. Edmondson	23-16	7
M. Talley	1 0 0 1 0		Tr. Woodall	15-17	
			S. Seymour	18-13	2
<u>Rushing</u>	<u>Att. – Yards – TD – Avg. Rush</u>		H. Berrong	13-13	
D. Billingsley	171 1,062 11 6.2		Z. Bellomy	11-12	1
D. McQueen	94 653 6 6.9		J. Culver	8-11	1
B. Nix	33 214 1 6.5		Z. Cornelison	7-12	
M. Talley	23 173 2 7.5		D. McQueen	12-5	
B. Rodriguez	21 110		F. Alting	5-8	
T. Woods	12 39 1		J. Wooden	4-7	
Ta. Woodall	12 12		J. Allen	5-3	
Team	2 -24		M. Talley	5-2	1
			B. Wright	0-2	
<u>Receiving</u>	<u>Recpt.-Yards-TD-Avg. Catch</u>		D. Newsome	0-2	
M. Talley	40 877 9 21.9		R. Haynes	2-0	
B. Rodriguez	18 194 1 10.8		H. Metz	0-1	1
A. Sartin	15 133 3 8.9		M. Edmondson	1-0	
D. McQueen	12 186 3 15.5		B. Rodriguez	0-1	
S. Seymour	9 118 2 13.1				
D. Billingsley	5 44 1 8.8				
S. Jackson	2 46		<u>Score by Quarter</u>	<u>1st</u>	<u>2nd</u>
E. Edmondson	1 24		Scottsboro	76	105
T. Woods	1 6		Opponents	92	108
B. Potter	1 2				
				<u>3rd</u>	<u>4th</u>
				60	56
				40	86
					<u>Total</u>
					311
					341
<u>Punting</u>	<u>No. – Yards – Average – Blocked</u>		Scottsboro – 14 overtime points		
B. Nix	47 1,542 32.8 None		Opponents – 15 overtime points		
<u>Kicking</u>	<u>XPA-XPM</u>	<u>FGA-FGM</u>			
B. Potter	40-32	5-5 (22, 31, 32, 28, 35)			
J. Treptow		1-0			

Scottsboro Wildcat Football **2016 Season Stats**

<u>Season Stats</u>	<u>Scottsboro</u>	<u>Opponents</u>	<u>Kick Returns</u>	<u>Kickoffs</u>	<u>Punts</u>
First Downs	236	191	A. Freeman	12-287 (1)	8-145
Rushing	465-3,799	508-2,009	H. Metz	5-47	3-25
Passing	188-103-4	238-122-11	D. Billingsley	5-174 (1)	
Passing Yards	1,758	1,891	B. Lands	2-27	
Plays-Yards	653-5,557	746-3,900	J. Allen	1-8	2-21
Punts/Avg.	22/34.4	54/30.2	J. Wooden	1-1	
Fumbles-Lost	9-6	23-12	E. Solis		1-16 (1)
Penalties	78-693	98-798	R. Haynes		1-44 (1)
KO Returns	26-544	71-1,504			
Punt Returns	15-251	3-10			
3 rd Downs	39-99	52-150	<u>Defense</u>	<u>T – A</u>	<u>Int</u>
4 th Downs	12-26	13-34	D. Billingsley	60-50	<u>FR</u>
TOP/Game	21:44	26:16	J. Culver	55-45	<u>Sacks</u>
			E. Wright	45-42	
			J. Wooden	38-37	3
			C. Tubbs	38-36	1
			A. Freeman	44-29	1
			E. Edmondson	27-42	1
			H. Berrong	33-26	1
			B. Johnson	29-22	1
			R. Whitehead	30-14	1
			H. Metz	20-13	1
			T. Billingsley	13-16	1
			B. Nix	18-10	1
			J. Allen	15-7	1
			D. Ramirez	11-6	1
			C. Anderson	8-7	1
			B. Womack	8-6	1
			M. Sexton	6-7	1
			T. Shelton	4-4	1
			B. Wright	4-4	1
			M. Edmondson	3-4	1
			A.J. Widgeon	6-1	1
			J. Wright	3-4	1
			B. Lands	4-2	1
			D. Proctor	1-4	1
			T. Hastings	2-2	1
			B. Potter	3-1	1
			N. Jones	3-1	1
			W. Taylor	2-1	1
			S. Madden	0-2	1
			K. Johnson	1-1	1
			W. Stewart	1-1	1
			D. Wood	1-1	1
			E. Solis	1-0	1
			B. Cloud	1-0	1
			C. Skipper	0-1	1
			J. Manning	0-1	1
			R. Haynes	0-0	1

Passing **Att. – Cmp – Yards – Int – TD**

B. Nix	183	101	1,737	4	16
B. Lands	4	1	8	0	0
D. Billingsley	1	1	13	0	0

Rushing **Att. – Yards – TD – Avg. Rush**

D. Billingsley	240	2,109	34	8.8
B. Nix	130	1,300	20	10.0
B. Johnson	21	231	4	11.0
B. Wright	48	111	0	2.3
C. Whited	7	45		
A. Freeman	4	29	1	
J. Manning	4	1		
B. Lands	8	-6		
Team	3	-21		

Receiving **Recpt.-Yards-TD-Avg. Catch**

A. Freeman	26	559	4	21.5
D. Billingsley	22	213	1	9.7
J. Perkins	12	274	2	22.8
J. Manning	11	187	1	17.0
C. Childress	10	105	2	
H. Metz	7	123	2	
R. Haynes	7	99	1	
E. Edmondson	4	129	2	
S. Manning	3	56	1	
B. Nix	1	13		

Punting **No. – Yards – Average – Blocked**

B. Nix	19	670	35.3	None
K. Webb	3	87	29.0	None

Kicking **XPA-XPM** **FGA-FGM**

B. Potter	81-79	8-7
	(35, 28, 34, 36, 40, 34, 23)	

Score by Quarter **1st** **2nd** **3rd** **4th** **Total**

Scottsboro	177	211	107	91	586
Opponents	61	76	53	57	247

Scottsboro Wildcat Football **2017 Season Stats**

<u>Season Stats</u>	<u>Scottsboro</u>	<u>Opponents</u>	<u>Punting</u>	<u>No. – Yards – Average – Blocked</u>			
First Downs	113	102	K. Webb	40	1,392	34.8	None
Rushing	381-1,081	330-1,089	S. Manning	10	314	31.4	None
Passing	157-81-6	155-74-6	J. Gomez	1	32		None
Passing Yards	1,010	1,099					
Plays-Yards	538-2,091	485-2,188	<u>Kicking</u>	<u>XPA-XPM</u>	<u>FGA-FGM</u>		
Punts/Avg.	51/34.1	54/32.2	J. Gomez	33-31	3-1 (19)		
Fumbles-Lost	16-10	20-13	P. Saengklieng	1-0			
Penalties	93-729	80-717					
KO Returns	33-541	33-736	<u>Kick Returns</u>	<u>Kickoffs</u>	<u>Punts</u>		
Punt Returns	23-376	11-35	J. Manning	14-380 (1)	20-347 (1)		
3 rd Downs	25-113	35-113	R. Haynes	7-72	0-15 (1)		
4 th Downs	10-23	4-13	B. Johnson	7-65			

<u>Passing</u>	<u>Att. – Cmp – Yards – Int – TD</u>				
H. Metz	131	70	814	5	4
G. Reyes	20	9	148	1	1
J. Manning	3	2	48	0	1
B. Brewer	2	0	0	0	0
S. Manning	1	0	0	0	0

<u>Rushing</u>	<u>Att. – Yards – TD – Avg. Rush</u>			
H. Metz	154	446	11	2.9
J. Manning	41	334	5	8.1
B. Johnson	54	189	2	3.5
C. Calfee	42	160	1	3.8
C. Johnson	51	109	0	2.1
T. Shelton	1	7		
T. Sanford	3	6		
R. Whitehead	5	4		
S. Jones	5	2		
S. Manning	2	1		
R. Haynes	2	Minus 1		
B. Brewer	3	Minus 4		
G. Reyes	1	Minus 7		
C. Bryant	6	Minus 13		
Team	11	Minus 152		

<u>Receiving</u>	<u>Recpt.-Yards-TD-Avg. Catch</u>			
J. Manning	31	407	2	13.1
T. Shelton	12	160	1	13.3
R. Haynes	11	185	1	16.8
S. Manning	6	56	1	
T. Sanford	5	81		
C. Johnson	5	37		
E. Edmondson	2	28	1	
B. Hyde	2	19		
A.J. Widgeon	2	16		
R. Whitehead	2	13		
B. Johnson	2	8		
T. Billingsley	1	0		

<u>Defense</u>	<u>T – A</u>	<u>Int</u>	<u>FR</u>	<u>Sacks</u>
E. Edmondson	30-19		1	10
P. Grant	25-22	2	1	
C. Skipper	25-16			1
C. Tubbs	26-15			
N. Linville	23-18	1		
D. Ramirez	15-19			2
J. Manning	26-9	1		
N. Jones	22-9		2	3
C. Whited	21-8			
B. Johnson	15-10	1		
A.J. Widgeon	17-7		2	2
W. Stewart	12-6		1	
B. Wright	6-8		1	2
R. Whitehead	7-7	1		
C. Calfee	4-5			2
B. Phillips	7-0		2	
R. Haynes	2-2			1
T. Hastings	2-2			2
K. Johnson	2-1			
C. Treece	1-1			
B. Cloud	0-1		1	
J. Guffey	0-1			
E. Wininger	0-0		1	
T. Shelton	0-0		2	

<u>Score by Quarter</u>	<u>1st</u>	<u>2nd</u>	<u>3rd</u>	<u>4th</u>	<u>Total</u>
Scottsboro	48	56	42	92	238
Opponents	86	108	27	22	243

Scottsboro Wildcat Football **2018 Season Stats**

<u>Season Stats</u>	<u>Scottsboro</u>	<u>Opponents</u>	<u>Kick Returns</u>	<u>Kickoffs</u>	<u>Punts</u>
First Downs	129	114	J. Manning	12-199	7-119
Rushing	403-1,379	304-1,459	R. Whitehead	10-209	
Passing	158-79-9	165-76-6	N. Linville	6-123	
Passing Yards	901	1,046	K. Dupree	3-47	
Plays-Yards	561-2,280	469-2,505	B. Hyde	3-41	
Punts/Avg.	48/30.8	49/28.7	G. McCrary	2-32	
Fumbles-Lost	8-5	17-7	B. Jones	1-11	
Penalties	70-585	63-519	H. Metz	1-26	3-6
KO Returns	38-688	32-371			
Punt Returns	10-125	17-207			
3 rd Downs	38-123	34-108	<u>Defense</u>	<u>T – A</u>	<u>Int</u>
4 th Downs	6-21	7-12	C. Whited	41-34	<u>FR</u>
TOP/Game	26:33	21:27	A.J. Widgeon	45-29	<u>Sacks</u>
			N. Linville	47-26	
			N. Jones	24-26	
			P. Grant	29-18	
			W. Stewart	20-22	
			C. Johnson	16-21	
			B. Womack	20-16	
			R. Whitehead	28-7	
			C. Skipper	18-17	
			H. Metz	14-7	
			H. Wright	9-9	
			J. Manning	11-6	
			M. Willis	6-3	
			J. Johnson	2-5	
			H. Wilson	4-3	
			S. Jones	3-3	
			C. Treece	3-3	
			C. Gilliam	2-3	
			J. Guffey	2-2	
			G. McCrary	1-2	
			E. Emerson	2-1	
			A. Fennell	2-0	
			T. Billingsley	0-1	
			W. Dukes	1-0	
			H. Moore	1-0	
			T. van der Linden	1-0	
			M. Craft	0-1	

<u>Passing</u>	<u>Att. – Cmp – Yards – Int – TD</u>
G. Reyes	158 78 901 9 10

<u>Rushing</u>	<u>Att. – Yards – TD – Avg. Rush</u>
J. Manning	119 618 9 5.2
C. Bass	95 449 3 4.7
G. McCrary	49 201 0 4.1
C. Whited	21 112 2 5.3
R. Whitehead	22 99 0 4.5
T. Billingsley	31 38
T. Shelton	2 7
H. Metz	2 -1
C. Bryant	3 -7
K. Webb	1 -9
Team	4 -44

<u>Receiving</u>	<u>Recpt.-Yards-TD-Avg. Catch</u>
H. Metz	33 441 7 13.4
J. Manning	14 90 0 6.4
T. Shelton	8 67 1 8.4
B. Hyde	6 132 0 22.0
C. Gilliam	5 124
S. Manning	4 63 1
R. Whitehead	3 49 1
G. McCrary	3 11
T. Billingsley	1 17
B. Jones	1 9
K. Dupree	1 -2

<u>Punting</u>	<u>No. – Yards – Average – Blocked</u>
K. Webb	47 1,480 31.5 1

<u>Kicking</u>	<u>XPA-XPM</u>	<u>FGA-FGM</u>
H. Leighton	17-14	6-6
		(20, 32, 34, 19, 40, 32)
A. Gotthardt	7-6	

<u>Score by Quarter</u>	<u>1st</u>	<u>2nd</u>	<u>3rd</u>	<u>4th</u>	<u>Total</u>
Scottsboro	47	60	44	37	188
Opponents	52	75	36	116	279

Scottsboro Wildcat Football **2019 Season Stats**

<u>Season Stats</u>	<u>Scottsboro</u>	<u>Opponents</u>	<u>Kicking</u>	<u>XPA-XPM</u>	<u>FGA-FGM</u>
First Downs	213	131	M. de Young	39-37	6-5
Rushing	638-3,346	301-1,050		(37, 30, 28, 26, 24)	
Passing	64-35-2	231-116-6	L. Schollenberger	1-0	
Passing Yards	444	1,595			
Plays-Yards	702-3,790	532-2,645			
Punts/Avg.	36/29.6	55/35.6	<u>Kick Returns</u>	<u>Kickoffs</u>	<u>Punts</u>
Fumbles-Lost	14-9	11-8	R. Whitehead	15-363	
Penalties	79-699	70-563	K. Dupree	5-110	7-102
KO Returns	26-566	26-445	B. Jones	2-15	1 – Minus 2
Punt Returns	15-171	15-123	N. Linville	2-54	
3 rd Downs	62-135	33-113	C. Gilliam	1-12	
4 th Downs	18-30	8-17	B. Hyde	1-12	
TOP/Game	29:32	18:28	Team		1 – Minus 10

<u>Passing</u>	<u>Att. – Cmp – Yards – Int – TD</u>					<u>Defense</u>	<u>T – A</u>	<u>Int</u>	<u>FR</u>	<u>Sacks</u>
J. Manning	61	33	404	2	3	C. Whited	48-30	1		3
N. Linville	1	1	10	0	0	A. Widgeon	42-27	1	1	8
J. Davis	1	1	30	0	0	N. Linville	30-38	2	1	
B. Hyde	1	0	0	0	0	C. Skipper	31-24		1	1
						R. Whitehead	26-15		2	1

<u>Rushing</u>	<u>Att. – Yards – TD – Avg. Rush</u>				
J. Manning	293	1596	22	5.4	
C. Bass	253	1400	13	5.5	
R. Whitehead	30	199	1	6.6	
M. Willis	17	98	0	5.8	
C. Bryant	17	48	0	2.8	
A. Widgeon	4	21	1	5.2	
C. Whited	3	17	0	5.7	
K. Dupree	2	16	1	8.0	
B. Cloud	2	14	0	7.0	
S. Madden	1	0	0	0.0	
N. Linville	2	-1	0		
Jo. Cornelison	1	-2	0		
Team	13	-60	0		

<u>Receiving</u>	<u>Recpt.-Yards-TD-Avg. Catch</u>			
M. Willis	9	51	0	5.7
R. Whitehead	7	190	1	27.1
J. Davis	5	43	0	8.6
C. Bass	5	28	1	5.6
C. Gilliam	4	66	0	16.5
B. Cloud	2	23	1	11.5
J. Manning	1	30	0	30.0
B. Jones	1	10	0	10.0
S. Madden	1	3	0	3.0

<u>Punting</u>	<u>No. – Yards – Average – Blocked</u>			
B. Hyde	33	1012	30.7	1
J. Manning	2	54	27.0	0
Team	1	0	-	-

<u>Defense</u>	<u>T – A</u>	<u>Int</u>	<u>FR</u>	<u>Sacks</u>
C. Whited	48-30	1		3
A. Widgeon	42-27	1	1	8
N. Linville	30-38	2	1	
C. Skipper	31-24		1	1
R. Whitehead	26-15		2	1
B. Cloud	18-18	2		
N. Jones	17-17			6
H. Wright	12-11		1	5
H. Wilson	7-13			2
C. Holder	12-6		1	2
W. Dukes	8-6			1
K. Dupree	6-6			
J. Johnson	4-7			2
J. Davis	7-2		1	
M. Craft	0-9			
F. Hancock	3-5			
M. Willis	7-1			
J. Manning	5-1			
C. Bass	3-2			
S. Dukes	0-3			
X. Patterson	0-2			
C. Gilliam	2-0			
B. Hyde	0-2			
H. Moore	1-0			
B. Kirby	1-0			

<u>Score by Quarter</u>	<u>1st</u>	<u>2nd</u>	<u>3rd</u>	<u>4th</u>	<u>Total</u>
Scottsboro	58	101	81	66	306
Opponents	40	75	48	48	211

Scottsboro Wildcat Football **2020 Season Stats**

<u>Season Stats</u>	<u>Scottsboro</u>	<u>Opponents</u>	<u>Kick Returns</u>	<u>Kickoffs</u>	<u>Punts</u>			
First Downs	118	125	K. Dupree	9-199	9-19			
Rushing	335-1,389	241-1,249	J. Davis	6-79				
Passing	104-52-4	147-94-4	B.J. Harris	4-50	2-16			
Passing Yards	722	1,610	M. Willis	2-35				
Plays-Yards	439-2,111	388-2,859	N. Linville	2-33				
Punts/Avg.	27/32.0	15/31.9	T. Rackler	2-29				
Fumbles-Lost	8-3	10-5	J. Branford	1-16				
Penalties	34-270	49-431	H. Moore	1-9				
KO Returns	28-459	18-155	D. Walker	1-9				
Punt Returns	5-35	8-108						
3 rd Downs	31-86	28-73	<u>Defense</u>	<u>T – A</u>	<u>Int</u>	<u>FR</u>	<u>Sacks</u>	
4 th Downs	11-22	8-18	N. Linville	41-13			1	
TOP/Game	21:54	16:30	C. Holder	38-13		1	3	
			G. McCrary	26-19	1			
<u>Passing</u>	<u>Att. – Cmp – Yards – Int – TD</u>		S. Dukes	23-21		1	1	
J. Manning	68 33 445 2 4		W. Dukes	28-14			1	
G. McCrary	35 19 277 1 4		B. Butler	22-9			2	
B.J. Harris	1 0 0 1 0		C. Treece	21-6			1	
			J. Branford	16-11				
<u>Rushing</u>	<u>Att. – Yards – TD – Avg. Rush</u>		J. Davis	11-8		1		
J. Manning	164 612 8 3.7		K. Dupree	12-7				
J. Branford	77 417 2 5.4		J. Warren	13-4				
G. McCrary	59 275 2 4.7		T. Rackler	10-7		1	1	
N. Linville	14 90 0 6.4		B.J. Harris	13-1	2			
J. Trotman	4 28 0 7.0		M. Willis	9-2	1			
K. Dupree	5 17 0 3.4		H. Moore	3-1			1	
P. Clarke	1 -1 0 ----		L. Wright	3-0				
M. Willis	4 -7 0 ----		P. Clarke	3-0			1	
Team	7 -42 0 ----		K. Wright	1-1				
			A. Burger	2-0				
<u>Receiving</u>	<u>Recpt.-Yards-TD-Avg. Catch</u>		D. Hannigan	1-0				
B.J. Harris	21 361 2 17.2		J. Wilkinson	0-1		1		
K. Dupree	12 160 3 13.3		Z. Riley	0-1				
M. Willis	7 95 1 13.6		B. Kirby	1-0				
J. Branford	4 33 1 8.2							
G. McCrary	3 24 0 8.0		<u>Score by Quarter</u>	<u>1st</u>	<u>2nd</u>	<u>3rd</u>	<u>4th</u>	<u>Total</u>
H. Moore	2 32 0 16.0		Scottsboro	13	42	33	58	146
J. Trotman	2 12 1 6.0		Opponents	76	82	40	39	239
J. Davis	1 5 0 5.0							
<u>Punting</u>	<u>No. – Yards – Average – Blocked</u>							
J. Manning	23 777 33.8 1							
K. Dupree	3 86 28.7 0							
Team	1 0 0.0 0							
<u>Kicking</u>	<u>XPA-XPM</u>	<u>FGA-FGM</u>						
A. Joose	19-16	2-0						