

January 2024
Newsletter



President's Corner



Happy New Year!!




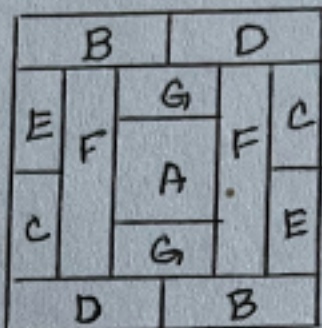
Happy Birthday to
our January Quilter
Friends

Block of the Month

January 2024

"The Crayon Box"

lavender, purple,



White: A: cut 1 4 1/2 inches square

Lavender: B: cut 2 2 1/2 x 6 1/2

C: cut 2 2 1/2 x 4 1/2

Purple: D: cut 2 2 1/2 x 6 1/2

E: cut 2 2 1/2 x 4 1/2

Print: F: cut 2 2 1/2 x 8 1/2

G: cut 2 2 1/2 x 4 1/2



Sew B to D; sew E to C; sew two G's to A; Sew two F's to GAG

Sew EC to F, then sew CE to other F; sew BD to top, then sew DB to bottom a
Closely note placement of EC and CE, and BD and DB

February fat quarters: pink, white, red Valentine print

Quilt's to Share

Anything pertaining to QTS Please contact
Rose Luce at 7074860885 or Denise Callahan
at 7073379207 If you cannot get them Cheryl
Bundy can also be contacted at 7073378902
Next month we will be posting our schedule
for 2024 Thanks- Rose and Denise

Healthy White Chicken Enchiladas

These Healthy White Chicken Enchiladas are one of our family's favorite main dishes. Easy to make and a total crowd-pleaser, they use yogurt instead of sour cream to make a creamy white sauce (with tangy green chilis). Everyone loves them!



4.78 from 31 votes

Prep Time	Cook Time	Total Time
25 mins	25 mins	50 mins

Course: Main Course Cuisine: American Servings: 8 enchiladas

Calories: 315kcal Author: Myra


Ingredients

- 8 large flour tortillas (or 10-12 small)
- 2 chicken breast (or 2 cups leftover shredded turkey or chicken)
- 2 cups shredded mozzarella cheese (I will use Monterey Jack only if I have it on hand)
- 3 tbsp butter
- 3 tbsp flour
- 2 cups chicken broth (I like to make my own with Better Than Bouillon) [Use low-sodium if you have concerns about sodium intake]
- 1 cup plain yogurt
- 1 4oz can crushed green chilis

Instructions

1. Preheat oven to 350 degrees F.
2. Cook chicken breasts. I like to poach them. Arrange in the bottom of a pot and cover with water. Add a sprinkle of salt (optional). Cover pot with lid and bring to a boil. Reduce heat and simmer for 10 minutes. Turn heat off and let sit for 15 minutes. Remove chicken. Test with a meat thermometer (should read at least 165 degrees F). Use two forks to shred chicken (debone if you're using bone-in).
3. While chicken is cooking, prepare sauce. Melt butter in a pot over medium heat. Add flour and whisk until smooth. Cook, whisking for about 1 minute.
4. Very slowly start to add broth to flour mixture, a few tablespoons at a time, whisking well between each addition. Mixture will seize up at first, but will gradually thin out as you add more broth. Continue until all broth is added.
5. Cook, whisking occasionally, until sauce thickens slightly, probably around 5 minutes. Remove from heat and add yogurt and green chilis. Set aside to cool slightly.
6. Shred cheese. Mix 1 cup of cheese with shredded chicken in a bowl. Divide it between the tortillas, roll them up and place, seam side down, in a lightly oiled pan.
7. Pour sauce over pan of rolled up tortillas. Sprinkle with remaining cheese. Bake in preheated oven for 20 minutes, until heated through. Broil for a minute to brown the cheese, if you

Color A Quilt Bring in your creation to the
next meeting



New Officers for 2024

President- Dani Neuman

Vlce Presidents- Maggie Walker and Margret Gaedert

Treasurer- Ellen Wulf

Secretary- Trudy Molina

Quilts to Share- Rose Luce and Denise Callahan

Block of the Month- Cheryl Bundy and Linda Feutz

Newsletter- Nikki Luce Feil

Website- Gabriel Gutierrez

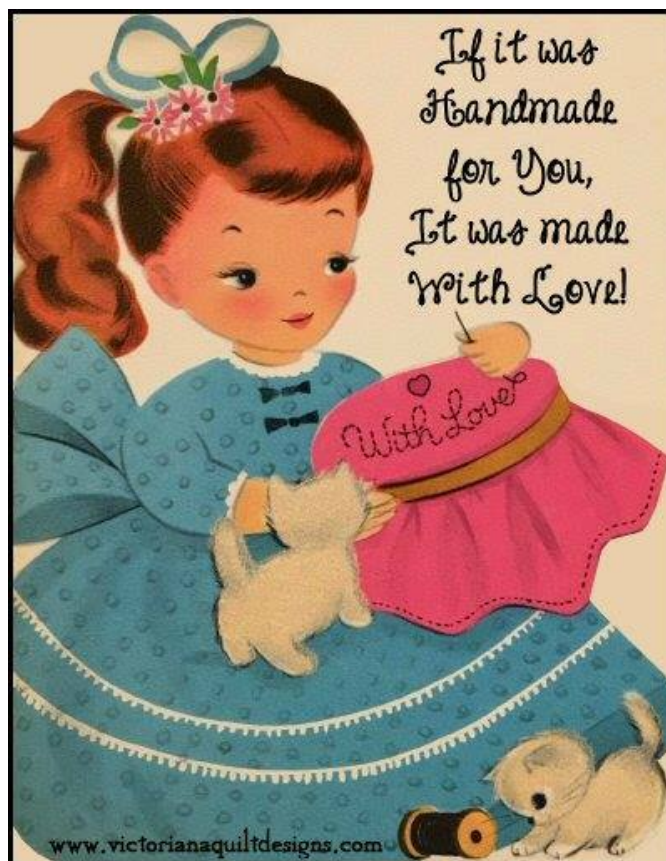
Drawings- Denise Callahan and Kathy Stegman

Historian- Carol Holmes

Sunshine - Joan Barber

Communications- Patti Glenn

Refreshments- Joan Wilson



NVQG December 9, 2023 Meeting

The meeting was called to order by President Dani Neuman at 10:02 AM.

After the pledge of allegiance was recited, the December birthdays were announced and mug rugs were distributed to those members in attendance.

Mary Jo Kent, secretary, stated that the minutes had been published in the newsletter; there being no corrections or revisions, they were considered approved as published.

Ellen Wulf, treasurer, stated that the bank balance was. Ellen reminded members, officers and committee chairs that budget line item data must be submitted to her by January 3rd to help formulate next year's budget.

Margret Gaeddert, VP/workshops, expressed her thanks to volunteers who helped with the table set-up and decoration for the holiday celebration. Dani N. also particularly thanked Margret G., Maggie Walker, and Joan Wilson for their efforts.

Anni Donahue, membership, stated that the membership application form was available at the meeting – dues for 2024 are now payable.

There were 73 attendees at today's meeting, including one new member and one guest.

Maggie Walker, website, reminded members that information about quilt festivals, shows, and other events are welcome for publication on the website.

There was no update from the welcome chair.

Nikki Luce Feil, newsletter, stated that the deadline for submission of items for the newsletter is the 23rd of the month.

Linda Feutz, BOM, commented on the nineteen colorful blocks submitted this month. She drew one lucky winner's name, as well as the fat quarter winner. Next month's block was on display - printed instructions were available at the BOM table, and will be published in the newsletter as well.

Prize drawings had four winning tickets pulled, PLUS an additional prize drawing as a consolation drawing.

Communications had no update.

Carol Holmes, historian, reminded members to pick up their photos from this year's events, show and tell segments, and fair activities – this is the last opportunity members will have to access these photos.

Opportunity Quilt – the winning ticket for the 2023 opportunity quilt was drawn.

Rose Luce, quilts to share, reminded members of the workshop scheduled for December 30th - the traditional 5th Saturday of the month. This workshop will take place at the Crosswalk Community Church gym; lunch will be provided.

The current year's distribution of quilts is on-going at this time; next month, there will be a report as to number of quilts donated, and organizations that were benefited.

Rose Luce, fair liaison, commented that the guild's involvement in the Napa Town and Country Fair is still in the planning stages, so there is no update at this time.

Linda F., parliamentarian, stated that the slate of officers for the next term will be installed at the January 2024 meeting.

There were no updates from sunshine, nor website, nor hospitality chairs.

Trina Wagner, quilts to share, announced that she had donated 37 quilts to various victims of natural disasters. She had some additional comments, including that any member can individually request a donation from the guild's quilts to share community outreach: interested members should contact either Rose Luce or Trina.

Announcements were as follows:

Bay Quilts in Richmond is planning an exhibition of quilts from Guatemala - see their website for additional information.

Margret G. announced the speaker for next month will be Gabryel Gutierrez; Gabryel recently traveled to Japan on a quilt-themed trip. He will be sharing highlights of his experiences there.

There being no further business, the meeting was considered adjourned, to be followed by show and tell, and the holiday celebration party.

As part of the show and tell segment, Rose Luce introduced Susie Kastella, the owner of Andie's Cafe in Napa. Susie has been a corporate sponsor of the guild for many years now, including catering lunches at quilts to share work-shops; Susie volunteered to provide the catering for this month's holiday party at no charge to the guild. Rose wanted to acknowledge Susie's support at the guild meeting, and presented her with a holiday-theme table runner (created by Maggie Walker) as a thank you from the guild.