

# TENSIONING SOLUTIONS Inc.

"Your Simple and Low-cost Banner Stretching System"

Newsletter - July 20, 2016


## IN THIS ISSUE:

- ▶ [Latest Realizations](#)
- ▶ [Our Extrusion Product Line](#)

100s of Applications...



Realized With A Handful of Extrusions...!




## KEEPING IN TOUCH...

Phone: (800) 436-8242

[!\[\]\(cf531ed27e91483460120fcc057b3901\_img.jpg\) Gallery](#)

Web: [www.tensols.com](http://www.tensols.com)

 [Send us an Email](#)

[Subscribe To Our Newsletter](#)

## Welcome To Our 2016 Newsletters

### Latest Customers' Realizations

Since our last newsletter we have received the following photos of their projects



TS32 rigid frame example of a Board Room decoration. This rigid frame was fabricated using the TS32 ([Download Data sheet](#)). The frame is hung using only two screws in the wall.



All our aluminum and PVC extrusions are 100% recyclable.



Our entire aluminum and PVC extrusion product line is designed and manufactured in the USA.  
How does it work?  
Have a look to our video...



[Ask For A Free Quote](#)




Jacksonville Jaguars Stadium.

The TS44 extrusion ([Download data sheet](#)) was selected to fabricate and install a 95.75'H x 40'W printed banner. Do not hesitate to thing big we will support you at each step of your project.



This vinyl facade was installed on a TS44 structure containing two openings. We can see that these openings did not impact the impeccable stretching of the vinyl banner.

## Our Extrusions Product Line



Browse our two galleries to see many more applications and our other extrusions...

[Tensols](#) & [Pinterest](#)

[Ask For A Free Quote](#)

[Top of Page](#)



**Tensioning Solutions Inc.**

**EASY TO INSTALL FOR ANY FRAME SHAPES AND SIZES,**