







Feathered Star Classes 2020


Sunday	Monday	Tuesday	Wednesday	Thursday	Friday	Saturday
Mar 1	2	3	4 T Shirt Quilt	5 Private Group	6	7 Square Scrappy Stars
8	9 Spring Break March 9-13	10 *Midland Guild Confetti workshop 9-4 Meeting 6:30-8	11	12	13 Jan Beeman Crazy Bag	14
15 Dallas Quilt show	16	17	18 Private Group	19	20	21
22	23	24	25	26	27 Feathered Star Part 1	28 Confetti Quilts
29	30	31	April 1	2 Private Group	3 Feathered Star Part 2	4 Concentric Squares
5	6	7	8	9	10	11
12 EASTER SUNDAY	13	14	15 Private Group	16	17 Fidget/ Memory Quilts	18 Pineapple Trim Tool
19	20	21	22	23	24	25
26	27	28	29	30	May 1 Bookcase Quilt	2 Modern Curves
3	4	5	6	7 Private Group	8 Jan Beeman Machine Crazy Quilt	9
10	11	12	13	14	15 Playing with Words (Part 1)	16 Playing with Words (Part 2)
17	18	19	20 Private Group	21	22	23
24	25	26	27	28	29	30
31	June 1	2	3	4 Private Group	5 Villa Rosa Stargazer	6 Log Cabin
7	8	9	10	11	12 <i>Abilene Quilt Show June 12-13</i>	13 <i>Abilene Quilt Show June 12-13</i>
14	15	16	17 Private Group	18	19	20 60 Degree Diamonds

21	22	23	24	25	26	27
28	29	30	July 1	2 Private Group	3 Feathered Star Closed	4 Feathered Star Closed
5	6	7	8	9	10 Vintage Lace Scrap Crazy 6	11
12	13	14	15 Private Group	16	17	18 Mary Lou Hutson Adding Up Your Scraps
19	20	21	22	23	24	25
		28	29	30	31	Aug 1

	<p>T Shirt Quilt, Sara Crow, teacher- Wed, Mar 4 \$25 per class 10-2:00 Sara has made over 100 T-Shirt quilts professionally. Come let her teach you the tricks of the trade so you can complete your quilt in time for graduation</p>
---	---

	<p>Square Scrappy Stars- Sat, Mar 7 \$20 per class 10-2:00 For this quilt, your star fabric is also the foundation for your scraps! I've made a couple of variations- black background and batiks, print background and florals!</p>
--	---

	<p>Crazy Bag -March 13 Friday Jan Beeman \$40 per class 10-2:00 36" x 58" Bosil Single Sided Fusible (available at Feathered Star) Materials: Jelly Roll or approximately thirty 2 1/2" coordinating strips 1 yard fabric for lining and pockets. Freezer paper Sewing machine, scissors, thread, seam ripper</p>
---	--

	<p>Feathered Stars Friday Mar 27 (part 1) and Friday April 3 (part 2) \$20 per class 10-2:00 Learn tips and tricks to creating the Feathered Star block using the Marti Michel Feathered Star template (Required for the class. Set O 19 5/8" block OR Set P 27 5/8" block). Part 1 will explore color options and cutting half square triangles. Part 2 will complete the block.</p>
---	--



Confetti- Saturday, Mar 28 \$20 per class 10-2:00
A creative way to use bits of batik fabric. Come see my Confetti quilts/ pillows for inspiration, then create your own art!

Bring a base fabric (approximately 12x12" or larger) and bits of batik scraps. You'll need rotary cutter/mat and small Ziploc bags (for confetti). You can also bring 12x12" tulle, I suggest black, blue or green depending on your background.


This class will primarily be a process class. We'll do several exercises using your fabrics.

**Concentric Squares-
Scrappy Saturday, Apr 4-**

\$20 per class 10-2:00
Begin with 2 1/2"x 2 1/2" center squares. These can be fussy cut if you desire. The variations are endless- brights, 30's, theme fabrics, color sets! A fun way to focus on fun fabrics and use up your smaller stash fabrics!!

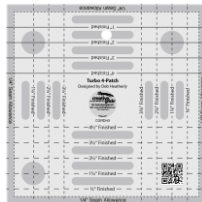


Drop by the shop to see my variations



Villa Rosa Celebration!- Friday, April 10

\$20 per class 10-2:00
There's just something about those diagonal lines! A fun, scrappy quilt based on four patches!
I'll demo the Creative Grids Turbo 4 Patch ruler!



Fidget Quilts or Memory Quilts for Children or Adults- Friday, April 17

\$20 per class 10-2:00
A most sophisticated look incorporating a variety of textures and folded fabric techniques. You can include men's ties, bits of clothing, laces and buttons.

Materials- *Assorted fabrics to create blocks- can include men's ties (washed), clothing *Laces or trims *Ribbons *Buttons- individual or sets of 3-5
Adult Starter Kit (\$20) includes zipper, minkee squares, texture magic, faux leather and other textured materials.

Child Starter Kit (\$





Pineapple Trim Tool Creative Grids- Sat, Apr 18

\$20 per class 10-2:00

These versatile rulers (10" or mini 6") help you create stunning pineapple blocks.



Bookcase Quilt- Friday, May 1 \$20 per clas

Have a book lover or favorite librarian in your f bookcase quilt is a fun way to show your reade interests! We'll make the globe in class and st: the shelves with books.



Materials: (amounts give for lap sized quilt)

9 fat quarters or Assorted fabric strips 1 1/2"-3 1/2" wide

Book shelf background- 1/2 yard (blue shown here)

Bookcase (red shown) 1/2 yard

Wallpaper (white shown) 1/2 yard



Modern Curvy Piecing- Saturday, May 2

\$20 per class 10-2:00

Learn to create a modern quilt using free form curves!

Materials: Sets of three fabrics, with good contrast- 8" Squares



Machine Crazy Quilt- Friday, May 8 - Jan Beeman, teacher

\$40 10-2:00

Layer Cake (or 10" squares)

Cotton quilting thread (King Tut)- used for both piecing and decorative stitching



Playing with Words- Fri, May 15 and Sat, May 16

\$20 per class 10-2:00

Learn free piecing letters! I love adding words to quilts.

Bring 1 yard background fabric and scraps (1 1/4", 1 1/2", 2" strips)







Villa Rosa Stargazer- Friday, June 5

\$20 per class 10-2:00

This will become a go to pattern for a quick quilt!



		<p>Log Cabin (Regular or Curvy) Creative Grids- Saturday, June 6 \$20 per class 10-2:00 Let Creative Grids Log Cabin rulers help you create these traditional blocks. The rulers come in 4", 6" and 8" in both original and curvy blocks.</p>
	<p>60 Degree Quilt- Saturday June 20 \$20 per class 10-2:00 Learn a fun new technique using 60 degree angles!</p>	
	<p>Vintage Lace Scrap Crazy 6- Saturday, July 10 \$20 per class 10-2:00 Use the Scrap Crazy 6 ruler in a new way utilizing lace and vintage linens</p>	
	<p>Adding Up Your Scraps with Mary Lou Hutson Saturday, July 18 \$25 per class 10-2:00 Use adding machine tape to create scrappy quilt borders!</p>	



***To schedule a class-** Call the shop at 325 893-4699, email me at shaulap@featheredstarquilt.com , or send me a Facebook message on the Feathered Star page! You need to pay in advance to reserve your spot in the class.

*If you would like to schedule one of these classes on a different date, gather 2-3 friends and we'll set a date.

Shaula Patton