

Tech For Prep – Preparing For Disaster Through Technology

By Denise Fletcher



Objectives

- The role of technology in preparedness
- Apps that can help before/during/after disasters
- Protecting your technology
- Gathering information

Download
This
Presentation

- <http://tinyurl.com/Prep-Forms>

The Role of
Technology



- Reunite with loved ones
- locate food and shelter
- Determine evacuation routes
- Obtain medical care, and
- Help others, near and far

Protecting Your Technology

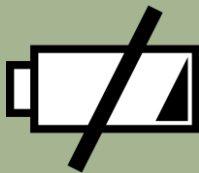
Backing up

- The Cloud
 - Google Drive
 - One Drive
 - Drop box
 - Share data with others
- External hard drives
- USB drives
 - Backup your personal data to a separate USB
 - Backup all your preparedness info to a separate USB
 - PDFs
 - Food inventory, Recipes, etc.
- Consider encrypting private data
 - Not everything!
- TrueCrypt – most popular



Spare Parts

- Hard drives
- Fans for the chassis
- Cables
- Network cables
- Power cords
- See what you have, have a spare



Power for your tech tools

- Have multiple sources
- Solar
- Wind
- Rechargeable batteries
- Extra batteries
- Generator
- Hand crank devices
- New devices come online all the time
 - e.g.
<http://www.biolitestove.com/products/biolite-campstove>



Apps For Mobile Devices

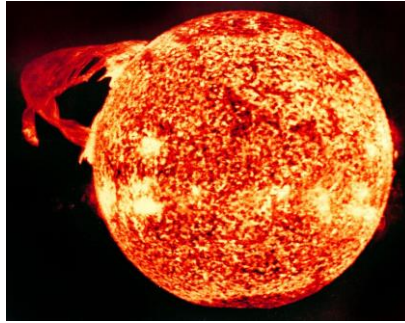
• American Red Cross Mobile Apps

- Many free apps
- Search for Red Cross on your mobile device




American Red Cross Emergency – Free

- Encompasses several other tools
 - Earthquakes, tornadoes, hurricanes, floods, wildfires
 - Each of these topics has their own app, but **Emergency** encompasses them all
- Other features
 - Hazards, tsunamis, winter storms, thunderstorms, extreme heat
- Notifications
 - Sends a notification to your phone
 - With/without an audible alarm
- Set multiple locations to “watch”
- One-touch post to social media or text about your status
- See download links here
 - <http://www.redcross.org/get-help/prepare-for-emergencies/mobile-apps>



EMP/Solar Flares



Faraday Cages

- An enclosure made from conducting material such as steel or copper
- When closed, the Faraday cage blocks external static and non-static electric fields
- Protects sensitive electronic devices from an EMP (electromagnetic pulse)
- If they are not protected in a Faraday cage, most electronic devices will be not work after an EMP



Faraday Cages - Continued

- Pre-existing containers
 - Ammo cans, metal garbage cans, anti-static bags, and even old microwave ovens, truck tool boxes
- Simplest – Wrap item in several layers of foil
 - Minimum three layers
- Most effective
 - Create from steel or copper enclosure

Faraday Cages - Continued

- Test - IMPORTANT
 - Put a cell phone into the “cage” and try calling it from another phone
 - If it rings, your cage isn’t working
 - Put a battery powered radio into you cage, and close the lid
 - If you can hear it, your cage isn’t working
- Larger enclosures
- Get the report on the government’s assessment of the threat of an EMP attack
 - <http://tinyurl.com/Prep-EMPCommissionExec>
 - <http://tinyurl.com/Prep-EMPCommissionFull>

Information and Communication



Applications

- Skype
- Twitter
 - Short easy posts to say you're ok
- Voxer
 - Like a walkie talkie
 - Text messages for voice
 - Can use over Wi-Fi
- Text messages
- Facebook private chat
- What's App
- Police Scanner App





Information


- Important papers
 - Birth/marriage certificates, SS cards, etc.
- Directory
 - Local business/people that could help in survival situation
 - e.g. Battery store – charge car battery
- Emergency contact info
 - Phone and addresses for
 - Family
 - Doctors
- Inventory
 - Food, prep stuff, clothing, etc.
- Family history



How to Keep your Info

- Download to your computer
- Print it out
 - Consider laminating important files to protect
 - Water damage
 - Usage

Preparedness Information To Store



- Books or PDFs
- Survival guides
- Other preparedness info
- We have over 5 TB of information on preparedness, disaster recovery, survival



Kindle/E-Readers


- Download books/PDFs to your device
 - Preparedness/survival, Gardening, Canning, Water purification, Creating shelters, etc.
- Free apps available for your phone/tablet/mobile device
 - Amazon
 - <https://read.amazon.com/>



Send Info To Your Kindle From A Browser



- As a PDF
 - Takes out adds and white space
 - Makes the docs readable by your device via accessibility features
- Send to Kindle
 - For PCs
 - <http://www.amazon.com/gp/sendtokindle/pc>
- By email
 - <http://www.amazon.com/gp/sendtokindle/email>
- Via Chrome
 - <http://tinyurl.com/Prep-SendToKindle>



Forms

- Emergency Contact and Medical Information
- Emergency Phone List
- Babysitter instructions
- Home Inventory Contents List
- Master Information Kit
 - Spreadsheet template
- The Big Book of Everything - Information Organizer v2
- List of Lists
- Download these from me at
 - <http://tinyurl.com/Prep-Forms>

